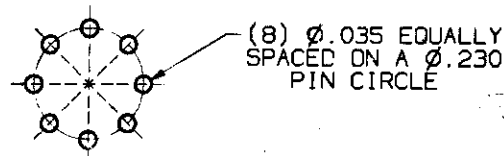
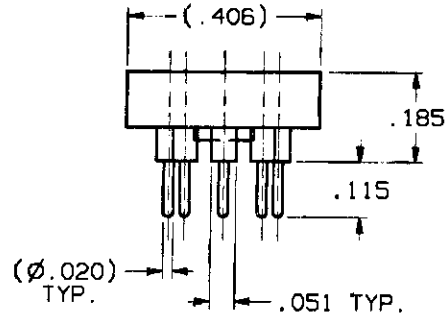
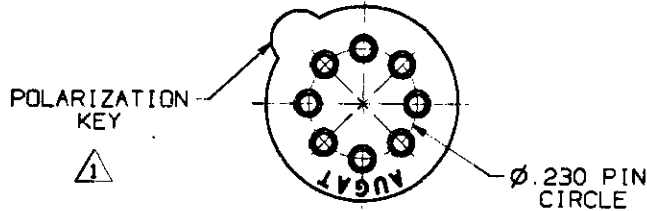


| CONVERSION CHART | |
|------------------|-------|
| INCH | MM |
| .002 | 0.05 |
| .010 | 0.25 |
| .016 | 0.40 |
| .020 | 0.51 |
| .020 | 0.51 |
| .035 | 0.88 |
| .051 | 1.30 |
| .115 | 2.92 |
| .185 | 4.70 |
| .230 | 5.84 |
| .406 | 10.31 |



RECOMMENDED HOLE LAYOUT
TOLERANCES ±.002
UNLESS OTHERWISE NOTED

SPECIFICATIONS:

- MATERIALS:**
 INSULATOR: POLYAMIDE (COLOR: ORANGE).
 SLEEVE: COPPER ALLOY.
 CONTACT: COPPER ALLOY.
- ELECTRICAL:**
 CONTACT RESISTANCE: 20 MILLIOHMS MAX.
 CONTACT RATING: 3 AMPS.
 DIELECTRIC WITHSTANDING VOLTAGE: 600 VOLTS.
- MECHANICAL:**
 OPERATIONAL TEMPERATURE: -67°F TO +257°F
 (-55°C TO +125°C).
 WITHDRAWAL FORCE: 14.1g MIN.

NOTES:

1. INTERPRET DRAWING PER ASME Y14.5M-1994.
2. ASSEMBLY WILL ACCEPT Ø.016/.020 LEADS.

| AUGAT PART NO | SLEEVE PLATING | CONTACT PLATING |
|---------------|----------------|-----------------|
| 8059-2G7 | GOLD | GOLD |
| 8059-2G8 | TIN | GOLD |

OUTLINE DRAWING
SPECIFICATIONS ARE SUBJECT TO CHANGES WITHOUT NOTICE

THIS IS A C.A.D. GENERATED DRAWING.
DO NOT MAKE MANUAL REVISIONS TO MASTER.

| REV | 0 | 1 |
|--------------------------|---|---|
| INITIAL RELEASE | | |
| SR #A6572 | | |
| M. 8/9/95 | | |
| PP'D: R.J.S. 8/24/95 | | |
| REVISED | | |
| CD# 22-97 | | |
| AT 3-4-97 | | |
| PP'D: Steve Gony 3/15/97 | | |

| | | | |
|--|--|---|---|
| <p>THIRD ANGLE PROJECTION</p> | | <p>UNLESS OTHERWISE SPECIFIED DIMENSIONS ARE IN INCHES DO NOT SCALE PRINT</p> | |
| <p>TOLERANCES (EXCEPT AS NOTED) ANGULAR = ±1° DECIMAL .XX = ± DECIMAL .XXX = ±.010 DECIMAL .XXXX = ±</p> | | <p>FILE NAME: 00592G7L</p> | <p>DIRECTORY: ASSY/8000ASSY</p> |
| <p>AUGAT CONFIDENTIAL This document contains information which is the exclusive property of Augat Inc. Distribution, reproduction or use by others is not permitted without the expressed written consent of Augat</p> | | <p>MATERIAL: SEE SPECIFICATIONS</p> | <p>ORIGINAL DATE OF DRAWING: 8/9/95</p> |
| <p>FINISH: SEE SPECIFICATIONS</p> | | <p>APPROVED: R.J.S.</p> | <p>DATE: 8/24/95</p> |
| <p>CODE IDENT. NO: 91506</p> | | <p>DWG. NO.: 8059-2G7 2G8</p> | <p>REV: 1</p> |

AUGAT INC. 452 JOHN DIETSCH BLVD. ATTLEBORO FALLS, MASS. 02763

TITLE: OUTLINE DRAWING
SOCKET 8 PIN PRINTED CIRCUIT

DWG. NO. 8059-2G7 2G8

PRODUCT CODE: 022