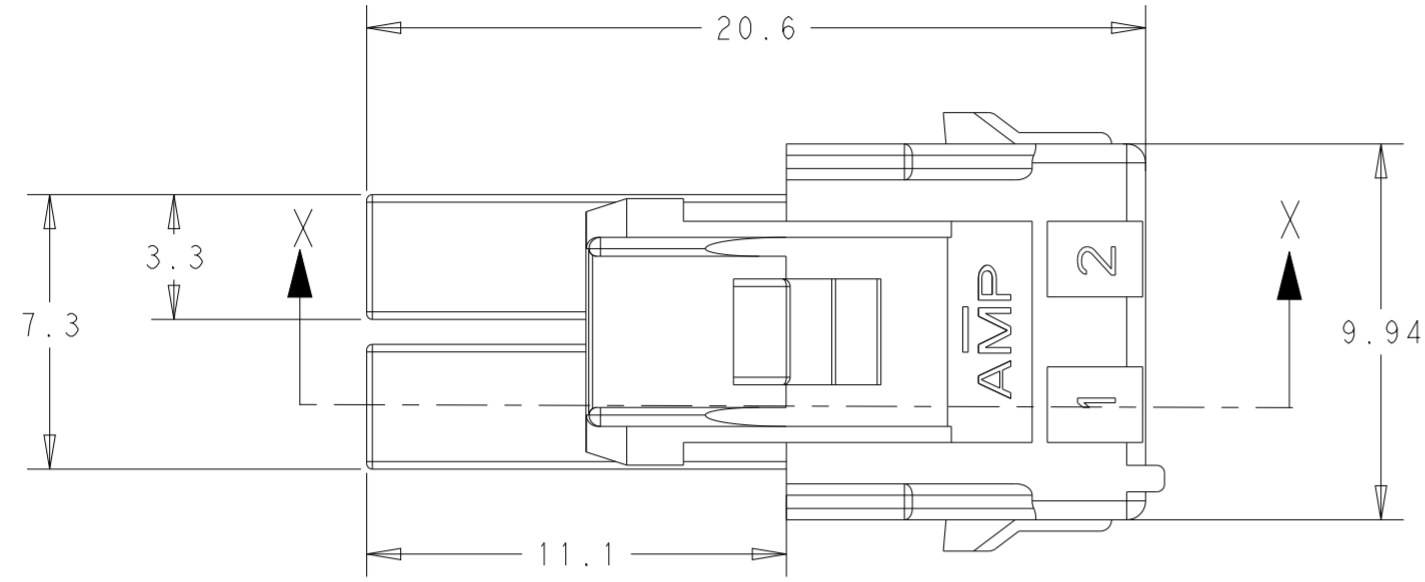
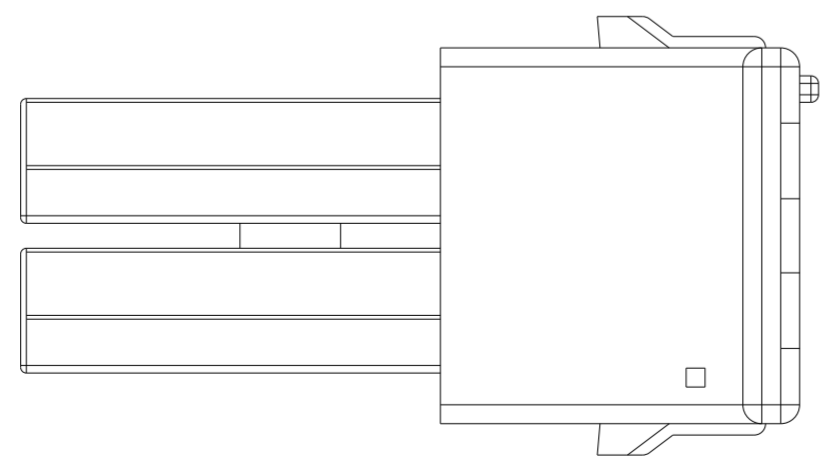
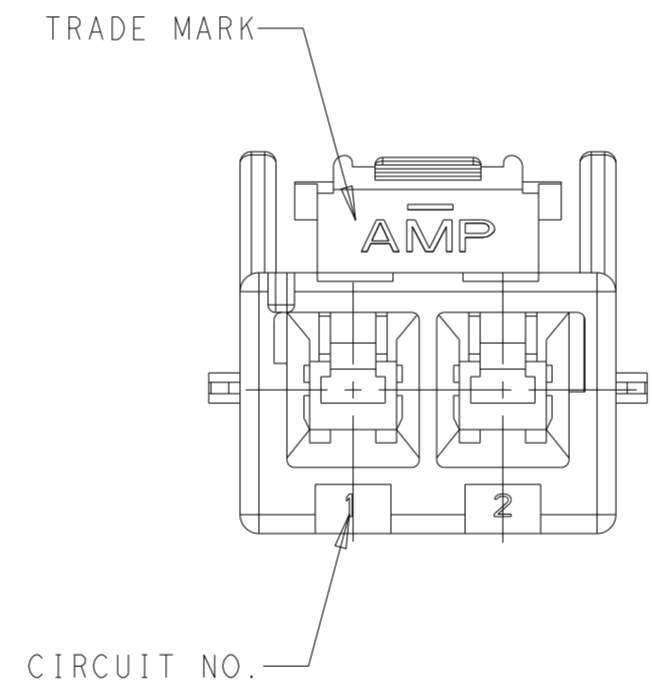
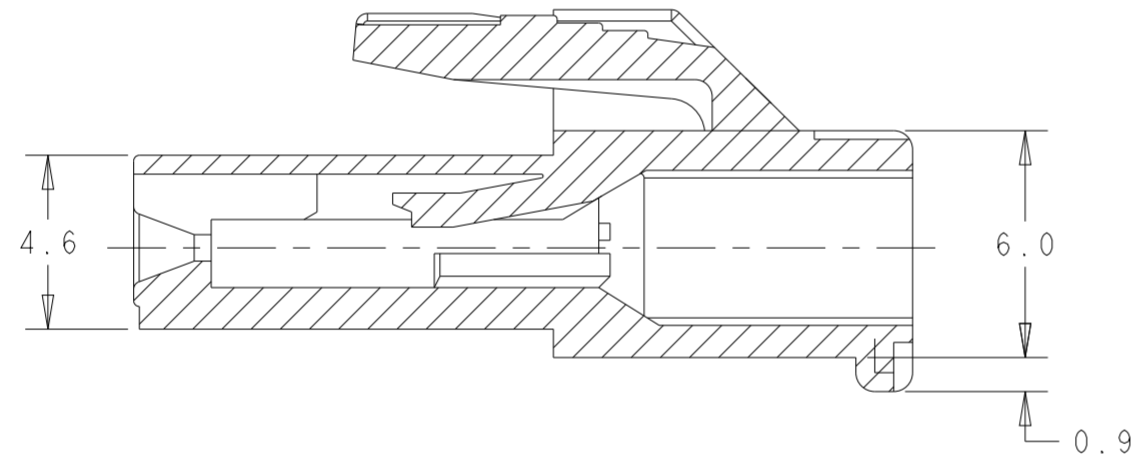
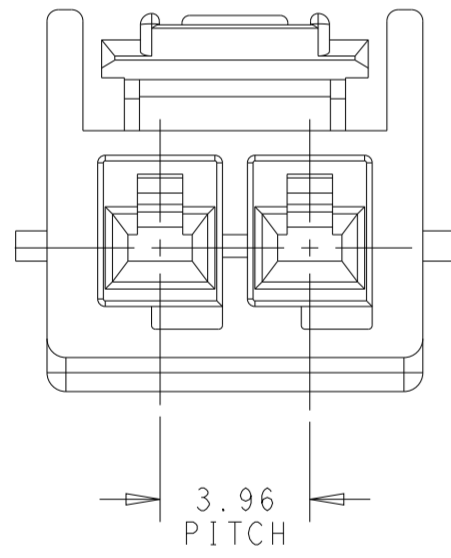


THIS DRAWING IS UNPUBLISHED. RELEASED FOR PUBLICATION
 © COPYRIGHT copyright.dBTe- ALL RIGHTS RESERVED.

REVISIONS					
P	LTR	DESCRIPTION	DATE	DWN	APVD
B		REVISED PER ECR-19-009721	01JUL2019	M.G	D.Z
B1		REVISED PER ECR-23-176215	13JUN2023	M.G	D.Z



- THIS HOUSING ACCEPTS RECEPTACLE TERMINAL:
 - REC CONTACT: 177915- □ (AWG#16-#20)
 2232901- □ (AWG#16-#20)
 177914- □ (AWG#22-#26)
 2232902- □ (AWG#22-#26)
- MATING CONN.P/N
 - CAP HSG: 2005248- □ (FREE HANGING)
 2005249- □ (PANEL MOUNT)
 - TAB CONTACT: 177917- □ (AWG#16-#20)
 177916- □ (AWG#22-#26)
- APPLICABLE DOUBLE LOCK PLATE:
 177918-1(V-0) OR □ -368590-1(V-2,GWT)
 *IT SHOULD BE USED CERTAINLY WHEN CABLE ASS'Y
- GENERAL TOLERANCE: ±0.3
- △ MATERIAL: PA66, UL94V-0,
 COMPLY WITH GLOW WIRE REQUIREMENT FOR PARTS
 OF NON-METALLIC MATERIAL SUPPORTING A
 CURRENT-CARRYING CONNECTION DETAILED
 IN IEC 60335-1, SECTION 30(GWT)



THIS DRAWING IS A CONTROLLED DOCUMENT.		DWN 28APR2016 NAGALAKSHMI K	NATURAL 2 2825340-1	
DIMENSIONS: mm		CHK 28APR2016 BHARATH REDDY	COLOR POSITON PART NO.	
TOLERANCES UNLESS OTHERWISE SPECIFIED:		APVD 28APR2016 DANIEL ZHANG	TE Connectivity NAME PDL 2P PLUG HSG 3.96MM (GWT)	
0 PLC ± 1 PLC ± 2 PLC ± 3 PLC ± 4 PLC ± ANGLES ± FINISH -		PRODUCT SPEC 108-5410		
MATERIAL △5		APPLICATION SPEC 114-5175	SIZE A2	CAGE CODE 00779
		WEIGHT -	DRAWING NO C-2825340	
		CUSTOMER DRAWING	RESTRICTED TO -	SCALE 5:1 SHEET 1 OF 1 REV B1