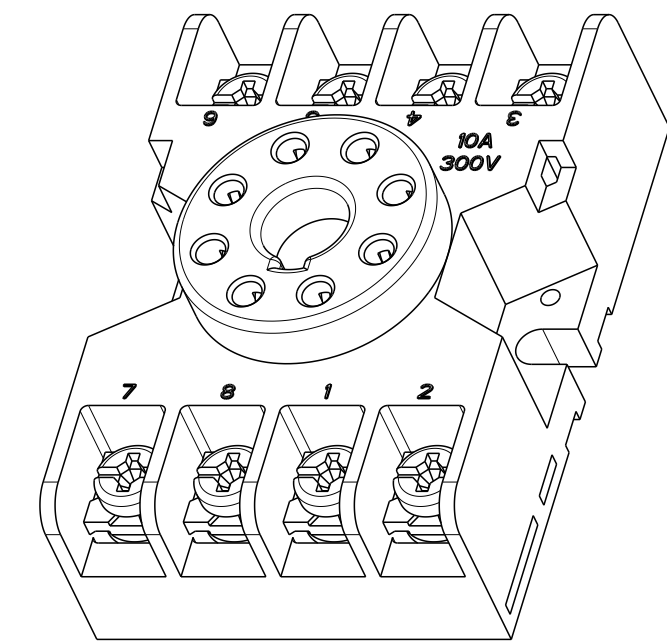
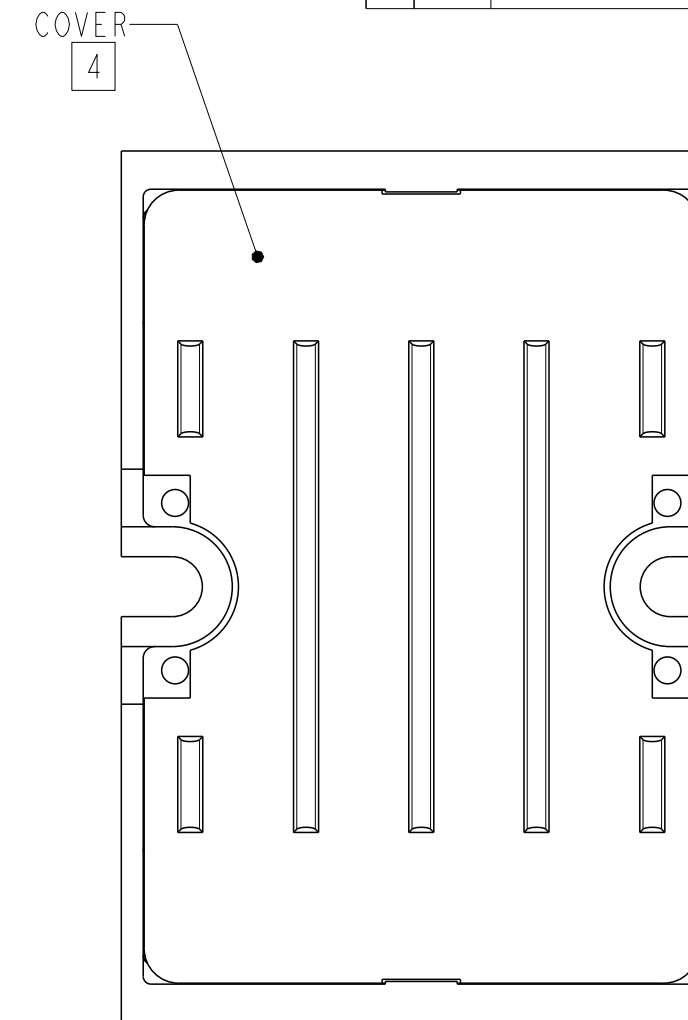
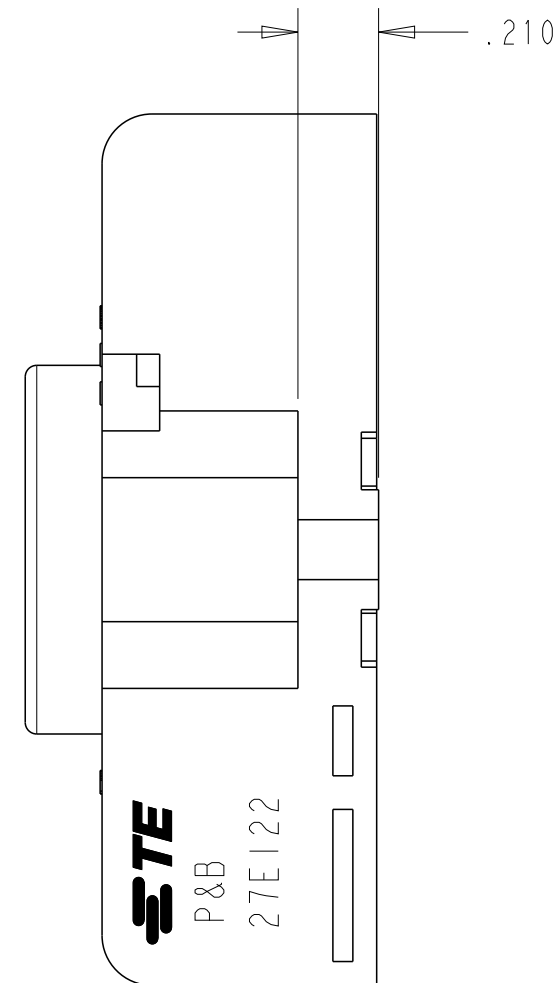
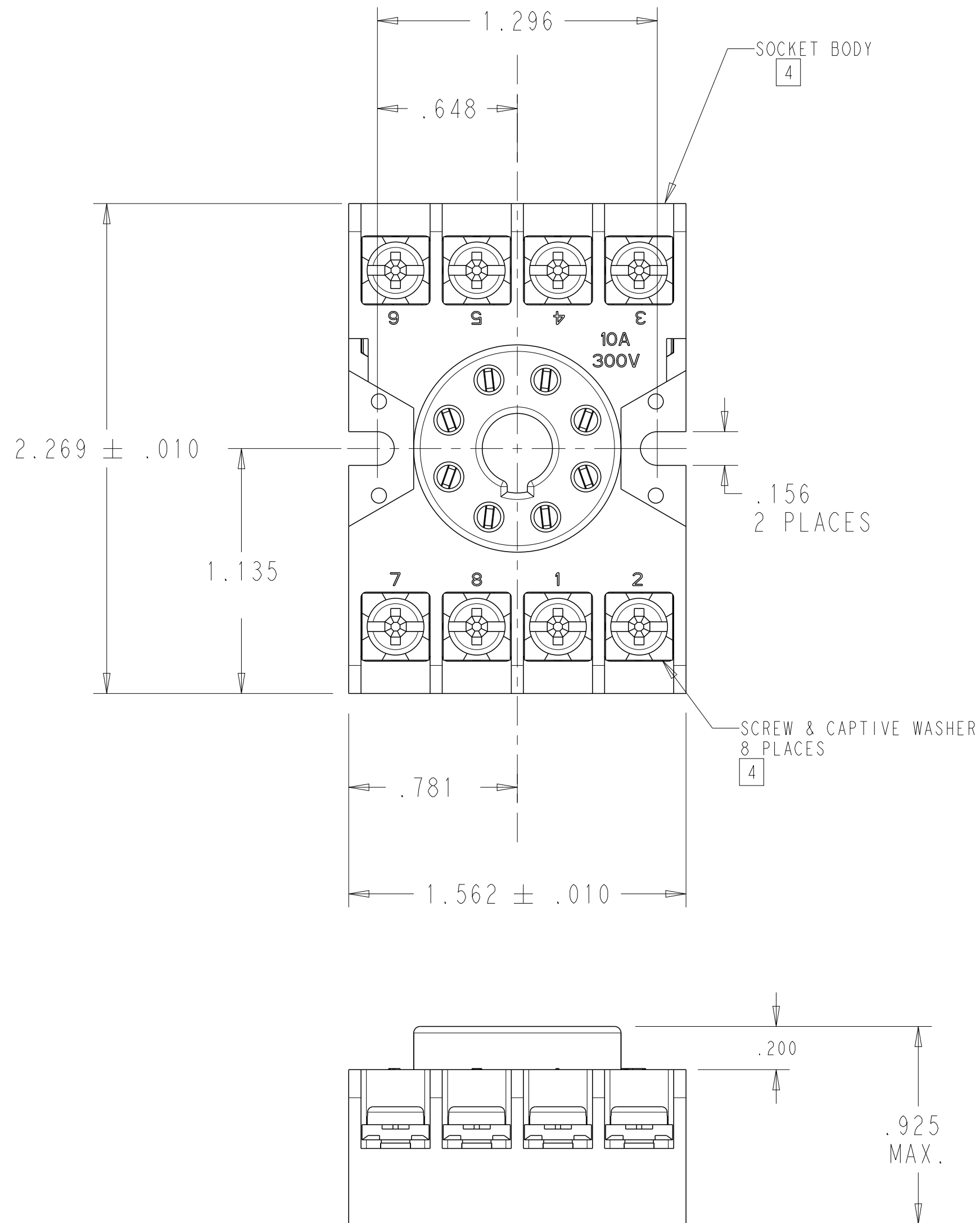


P	LTR	DESCRIPTION	DATE	DWN	APVD
A		ECN-24-264523	06MAY2024	IS	RJ



SCALE 3:2

NOTES: UNLESS OTHERWISE SPECIFIED.

- RATINGS: 300V, 10 AMPS.
- RECOMMENDED INSTALLATION TORQUE FOR #6-32 SCREW TERMINALS IS 7.5 IN-LB.
- SCREW TERMINALS ACCEPT UP TO TWO #12 AWG WIRES.
- MATERIAL:

SOCKET BODY AND COVER: PBT 30% GLASS REINFORCED.
SCREW & CAPTIVE WASHER: STEEL WITH ZINC PLATING.

THIS DRAWING IS A CONTROLLED DOCUMENT.

DWN I. SALAZAR 06MAY2024
CHK R. JIMENEZ 06MAY2024
APVD R. JIMENEZ 06MAY2024

TE CONNECTIVITY PART NUMBER: 1393143-6

STE TE Connectivity

NAME SCREW TERMINAL SOCKET ASSEMBLY
KR-8

DIMENSIONS:	TOLERANCES UNLESS OTHERWISE SPECIFIED:
in	0 PLC ±-
	1 PLC ±.1
	2 PLC ±.02
	3 PLC ±.005
	4 PLC ±.0005
	ANGLES ±-
	FINISH ±-

PRODUCT SPEC	-
APPLICATION SPEC	-
WEIGHT	-
CUSTOMER DRAWING	-

SIZE	CAGE CODE	DRAWING NO	RESTRICTED TO
A2	00779	C-27E122	-
SCALE	2:1	SHEET 1 OF 1	REV A