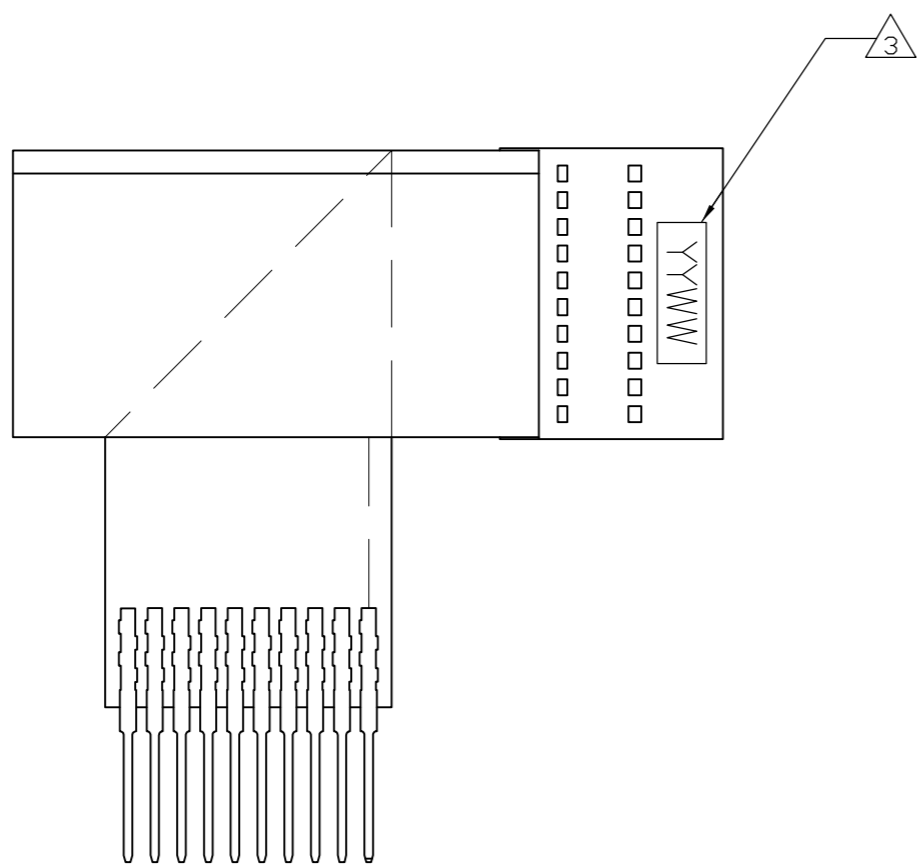
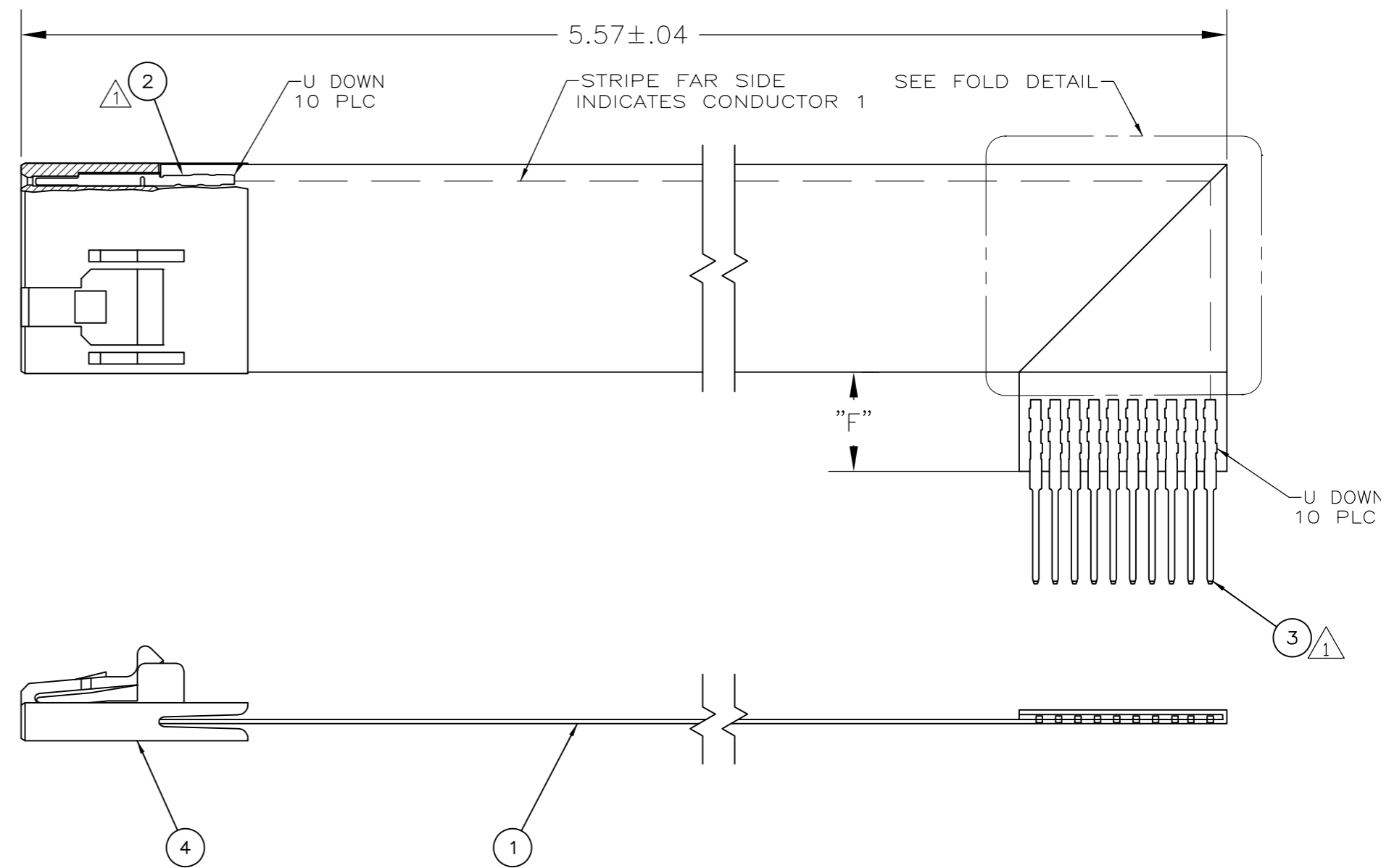
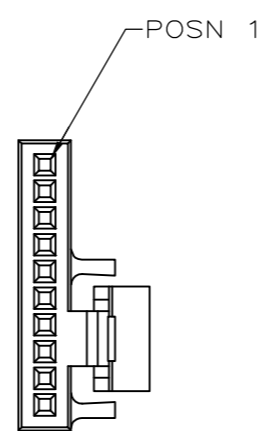
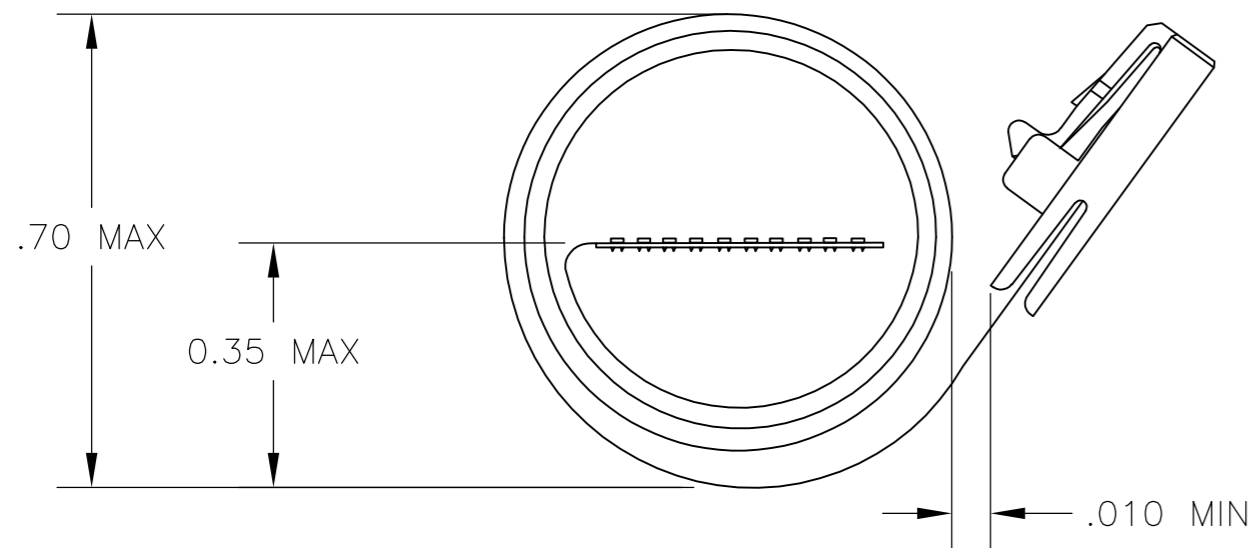
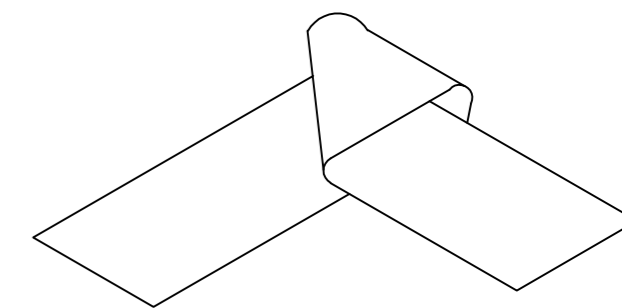


THIS DRAWING IS UNPUBLISHED. RELEASED FOR PUBLICATION  
 © COPYRIGHT - By - ALL RIGHTS RESERVED.

LOC	DIST	REVISIONS					
GP	00	P	LTR	DESCRIPTION	DATE	DWN	APVD
		D		REVISE PER ECO-11-016875	18/AUG/11	ECC	FDM



FLAT DETAIL



FOLD DETAIL NOT TO SCALE

NOTES:

- ① CRIMP CONTACTS, ITEM 2 AND 3 PER 114-16008, EXCEPT CRIMP HEIGHT TO BE .028-.031.
- 2. 100% ELECTRICAL CONTINUITY AND HI-POT TESTING REQUIRED.  
 CONNECTION RESISTANCE < .2 ohms  
 VOLTAGE 800VDC  
 DURATION: 10ms  
 INSULATION RESISTANCE: >100 MOHM
- ③ INK STAMP THE DATECODE USING WHITE INK WITH .125 INCH MAX HEIGHT CHARACTERS, IN THE AREA SHOWN, AS FOLLOWS: YYWW
- 4. PRODUCT AND PROCESSING MUST MEET REQUIREMENTS OF TE STANDARD TEC-138-702.
- ⑤ 123161-1 MAY BE USED AS ALTERNATE (FFC CABLE) FOR ITEM 1.

.615±.020	03095-0080-0002	278416-2			
"F"	ROSEMOUNT P/N	TE P/N			
487973-1	487940-4	1-487547-1	6.36±0.12	1772405-7	278416-2
HOUSING	SOLDER TABS	RECEPTACLE CONTACT	CUT LENGTH	PART NO	PART NO
④ QTY:1	③ QTY:10	② QTY:10	① ⑤ CABLE		

THIS DRAWING IS A CONTROLLED DOCUMENT.		DWN	5-25-93																				
DIMENSIONS: INCHES		CHK	5-25-93																				
TOLERANCES UNLESS OTHERWISE SPECIFIED:		APVD	5-25-93																				
MATERIAL		FINISH																					
<table border="0"> <tr> <td>0 PLC</td><td>±</td><td>-</td></tr> <tr> <td>1 PLC</td><td>±</td><td>-</td></tr> <tr> <td>2 PLC</td><td>±</td><td>-</td></tr> <tr> <td>3 PLC</td><td>±</td><td>-</td></tr> <tr> <td>4 PLC</td><td>±</td><td>-</td></tr> <tr> <td>ANGLES</td><td>±</td><td>-</td></tr> </table>		0 PLC	±	-	1 PLC	±	-	2 PLC	±	-	3 PLC	±	-	4 PLC	±	-	ANGLES	±	-	NAME	CABLE ASSY, 10 POSN, OFFSET HOUSING, .050 CL		
0 PLC	±	-																					
1 PLC	±	-																					
2 PLC	±	-																					
3 PLC	±	-																					
4 PLC	±	-																					
ANGLES	±	-																					
APPLY TO THIS DRAWING		APPLICATION SPEC	-																				
WEIGHT		SIZE	CAGE CODE	DRAWING NO	RESTRICTED TO																		
-		A2	00779	C=278416	-																		
CUSTOMER DRAWING		SCALE	N.T.S.	SHEET	1 OF 1																		
		REV	D																				