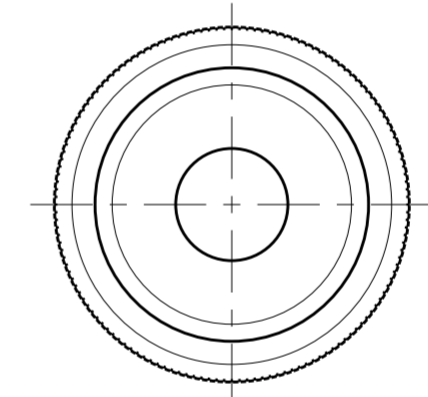
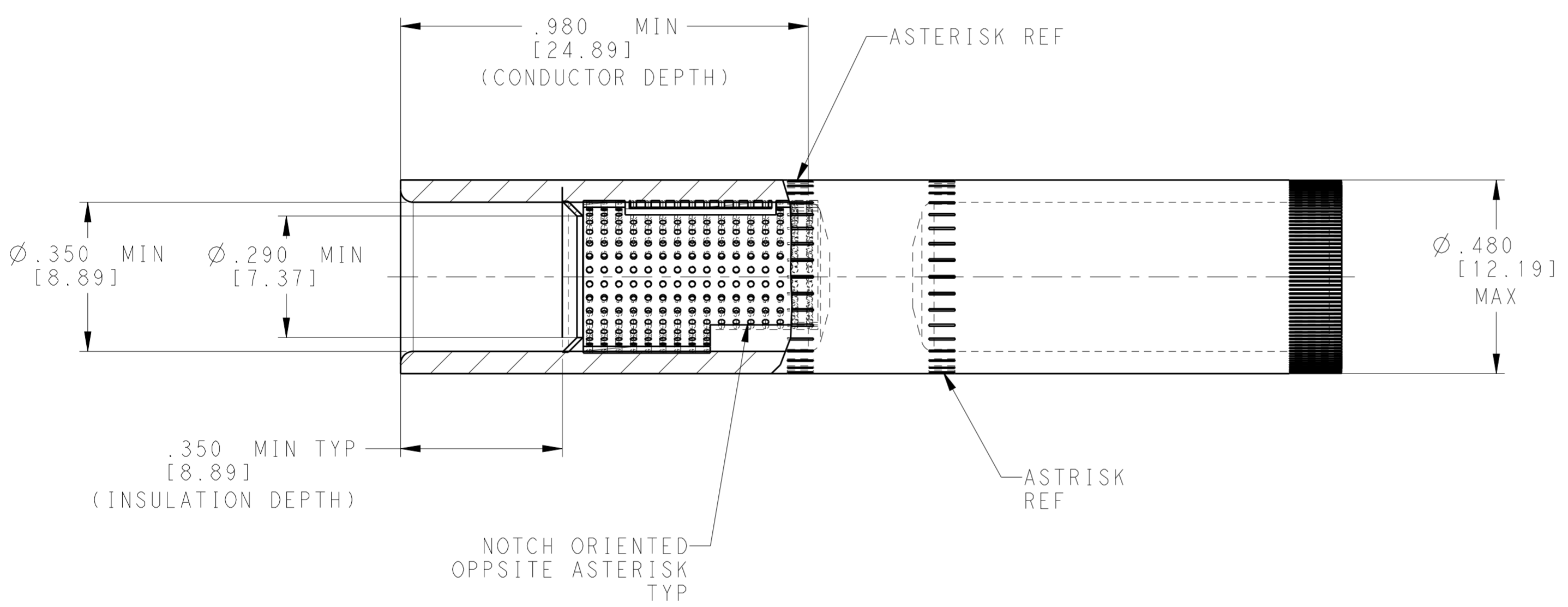
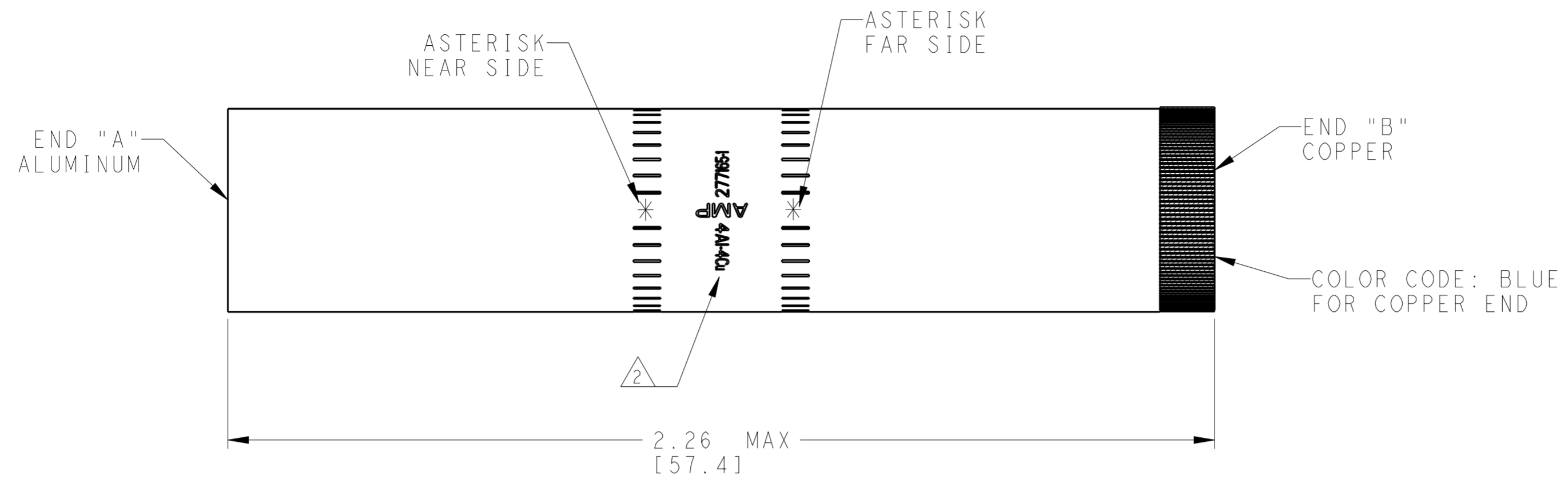


THIS DRAWING IS UNPUBLISHED. RELEASED FOR PUBLICATION
 © COPYRIGHT - ALL RIGHTS RESERVED.

REVISIONS				
P	LTR	DESCRIPTION	DATE	APVD
	M	RELEASED PER ECO 18-015860	10-8-18	CT PD



1. WIRE INSULATION:
 END "A": Ø .276 [7.01] - .305 [7.75] FOR 4 AL
 END "B": Ø .276 [7.01] - .305 [7.75] FOR 4 CU

△ 277165-1 AMP 4A1-4Cu STAMPED IN APPROX. AREA SHOWN.

INSERT & FUNNEL: BRASS PER ASTM B-36 NICKEL PLATED PER SAE AMS QQ-N-290A, DATED JULY 2000, .000100 [0.00254] MIN THK BODY: COPPER PER ASTM B-187 TIN PLATED PER ASTM B545, .000150 [0.00381] MIN THK	277165-1
MATERIAL & FINISH	PART NO.

THIS DRAWING IS A CONTROLLED DOCUMENT.		DWN C.C. THOMAS 10-8-18	TE Connectivity
DIMENSIONS: INCHES [mm]		CHK P. D'AMATO 10-8-18	
		APVD P. D'AMATO 10-8-18	
TOLERANCES UNLESS OTHERWISE SPECIFIED:		PRODUCT SPEC 108-11011	NAME BUTT SPLICE, COPALUM, SEALED, WIRE SIZE: 4AL - 4CU
0 PLC ±		APPLICATION SPEC 114-2134	SIZE
1 PLC ±		WEIGHT 26.8 Grams	CAGE CODE A200779
2 PLC ±		CUSTOMER DRAWING	DRAWING NO C-277165
3 PLC ±.005 [0.13]		SCALE 4:1	SHEET 1 OF 1
4 PLC ±		RESTRICTED TO	REV M
ANGLES ±			
FINISH -			
SEE TABLE			
SEE TABLE			