© 2024 TE Connectivity. All Rights Reserved.

REVISIONS					
P	LTR	DESCRIPTION	DATE	DWN	APVD
	A	ECN-24-279991;GTP	19AUG2024	TP	WH

NOTES:

ALL DIMENSIONS ARE NOMINAL FOR REFERENCE ONLY UNLESS OTHERWISE STATED;

RoHS: COMPLIANT.

SPECIFICATIONS:

IMPEDANCE: 75Ω

FREQUENCY: DC to 4GHz

VSWR/RL: 1.3 max. / 17.69dB min.

CONTACT RESISTANCE:
CENTER: 3 milliohms max.
OUTER: 2 milliohms max.

TEMPERATURE RANGE: −65°C TO +165°C

DURABILITY: 500 cycles min.

ENGAGEMENT AND DISENGAGEMENT FORCE:
ENGAGEMENT: 2.5 in−lbs max.
DISENGAGEMENT: 3 lbs max.

CABLE RETENTION FORCE(Cable assembly): 20 lbs min.

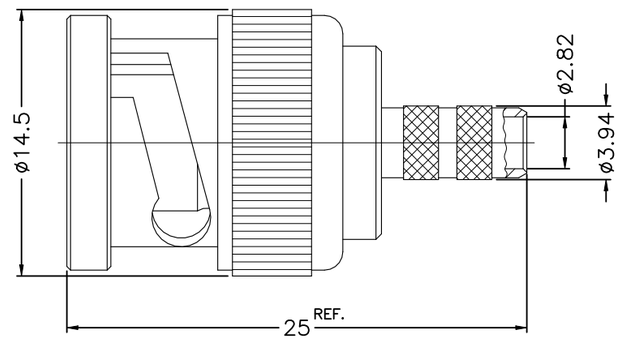

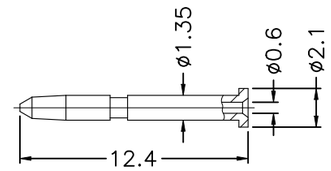

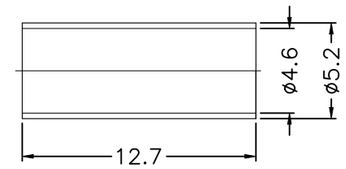

1. CRIMPED FERRULE HEX CRIMP SIZE .178"
2. CRIMPED CONTACT PIN SQ. CRIMP SIZE .043"

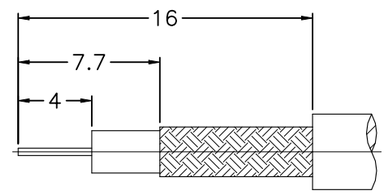

RECOMMENDED
CABLE STRIPPING DIM'S

NOTES:
FINISH (PLATING THICKNESS IN MICRO−INCHES)
1. NICKEL PL. 100 MIN. THICK OVER COPPER PL. 50 MIN. THICK
2. GOLD PL. 30 MIN. THICK OVER NICKEL PL. 50 MIN. THICK, OVER COPPER PL. 50 MIN. THICK

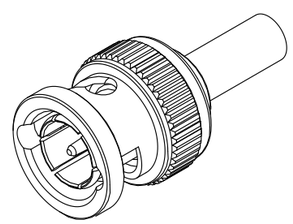

QUANTITY PER ASSY		FINISH/PLATING	MATERIAL	DESCRIPTION	ITEM
	1	NOTE 1	BRASS	FERRULE	9
	1	NOTE 2	BRASS	CONACT PIN	8
	1	NOTE 1	BRASS	WASHER	7
	1	NOTE 1	SK5	SPRING	6
	1	NOTE 1	BRASS	RETAINER RING	5
	1	RED	SILICONE	GESKET	4
	1	NATURAL	PTFE	INSULATOR	3
	1	NOTE 1	BRASS	BODY	2
	1	NOTE 1	ZINC DIECAST	SHELL	1
	2485916−1				

PARTS LIST

THIS DRAWING IS A CONTROLLED DOCUMENT.

DIMENSIONS: mm

TOLERANCES UNLESS OTHERWISE SPECIFIED:
0 PLC ± 0.3
1 PLC ± 0.2
2 PLC ± 0.1
3 PLC ± 0.05
4 PLC ± −
ANGLES ± 5

MATERIAL: SEE TABLE

FINISH: SEE TABLE

DWN TP 21JUN2024
CHK TP 21JUN2024
APVD WH 21JUN2024
PRODUCT SPEC: SEE NOTES
APPLICATION SPEC: —
WEIGHT: 8.5g

TE Connectivity

NAME: BNC Plug St Crimp Belden 8218 4G 75 Ohm
—
—

SIZE	CAGE CODE	DRAWING NO	RESTRICTED TO
A3	00779	C-2485916	—

CUSTOMER DRAWING

SCALE	SHEET	REV
1:1	1 OF 1	A