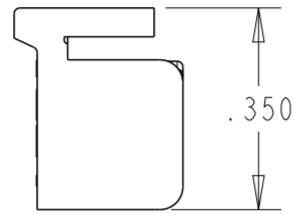
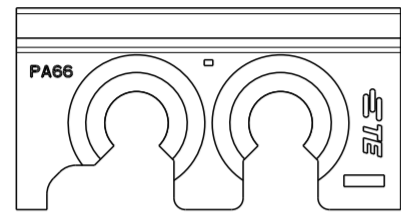
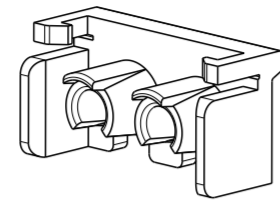
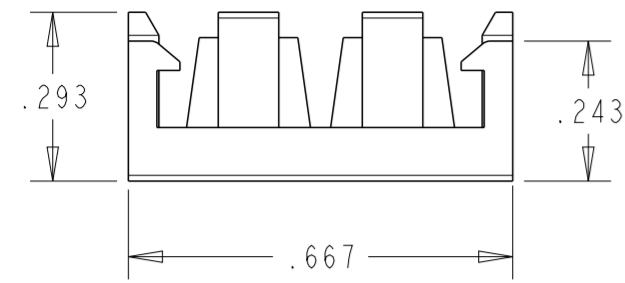
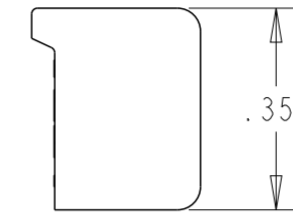
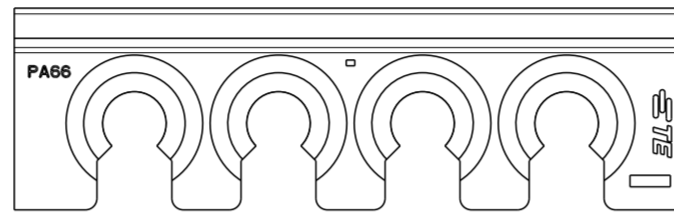
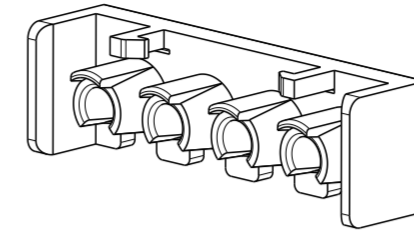
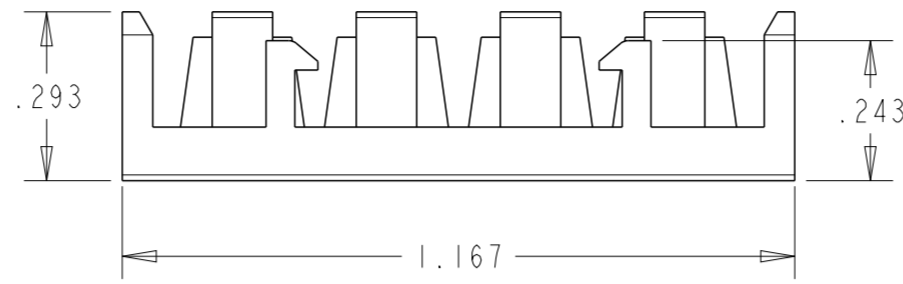


© 2021 TE Connectivity. All Rights Reserved.

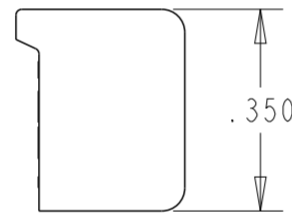
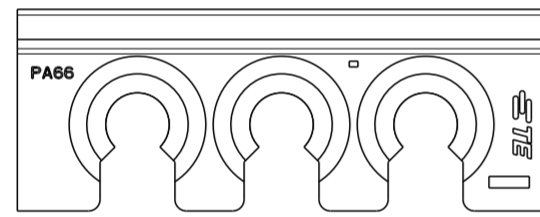
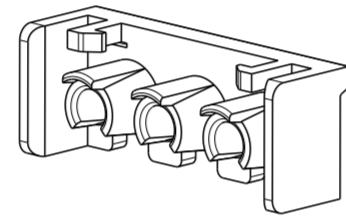
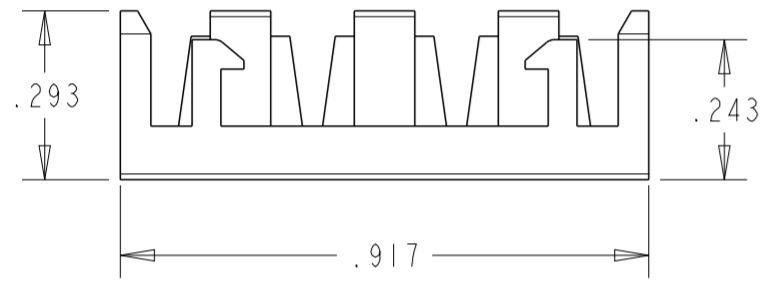
1*2 POSITION



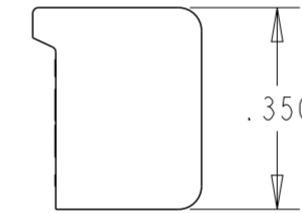

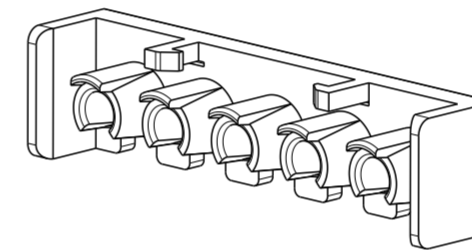
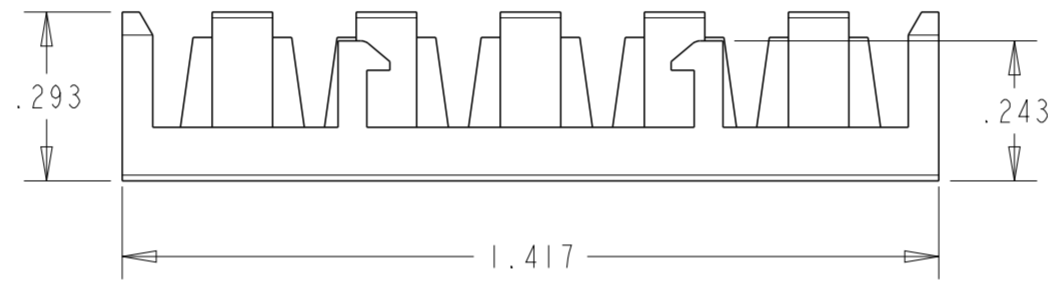
1*4 POSITION



1*3 POSITION



1*5 POSITION



REVISIONS				
P	LTR	DESCRIPTION	DATE	APVD
3		DRAWING UPDATES	15DEC2021	RS FS
4		MINOR UPDATES	20SEP2022	RS BR
A		MINOR UPDATES	15NOV2022	RS BR
A1		MOISTURE SPEC ADDITION	26SEP2023	RS BR

1 MATERIAL: PA66/6, UL94-V0, COLOR BLACK

2 USE WITH TERMINALS:
350218-X, 350547-X, 350536-X, 350550-X,
350654-X, 350687-X, 350705-X.

3 WIRE INSULATION DIAMETER : .060" TO .130".

A1 4 RE-MOISTURIZATION SPEC: 408-143119

5	2-2400681-5
4	2-2400681-4
3	2-2400681-3
2	2-2400681-2
POSITIONS	PART NUMBER

THIS DRAWING IS A CONTROLLED DOCUMENT.		DWN RAMESH.S 06OCT2021	STE TE Connectivity	
DIMENSIONS: IN		CHK WORKMANN.F 07OCT2021		
TOLERANCES UNLESS OTHERWISE SPECIFIED:		APVD S.FERNANDES 07OCT2021	NAME PLUG TPA, UNIVERSAL MATE-N-LOCK	
0 PLC ±		PRODUCT SPEC 108-1031	-	
1 PLC ±		APPLICATION SPEC 114-1010	-	
2 PLC ±		WEIGHT -	SIZE A2	CAGE CODE 00779
3 PLC ±0.020		CUSTOMER DRAWING	SCALE 3:1	SHEET 1 OF 1
4 PLC ±			REV A1	
ANGLES ±3°				
FINISH -				
MATERIAL				