© 2020 TE Connectivity. All Rights Reserved.

REVISIONS					
P	LTR	DESCRIPTION	DATE	DWN	APVD
	A	NEW DRAWING	01SEP2021	M.N.	G.J.
	A1	ECR-22-136842	22APR2022	M.N	J.G
	A2	ECR-22-140995	31MAY2022	M.N	J.G

CUT OFF (SYMMETRIC)
Befestigungsausschnitt (symmetrisch)

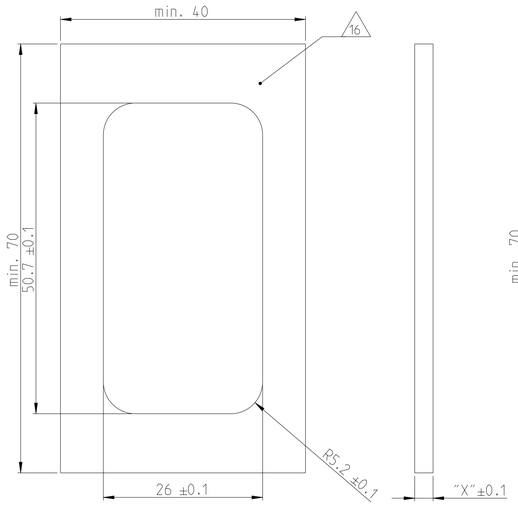

CUT OFF WITH POLARISATION
Befestigungsausschnitt mit Polarisation

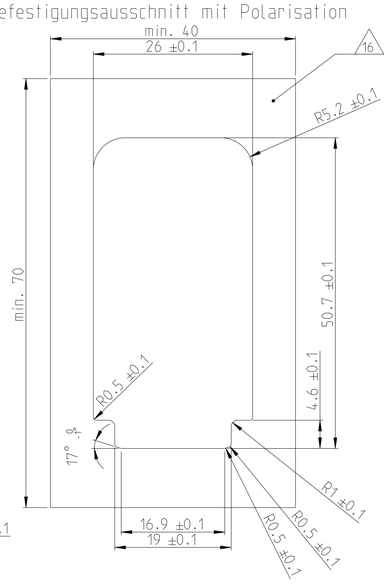

FIXING WITH SLIDE Befestigung mit Schieber	
WALL THICKNESS "X" Wandstaerke "X"	TE ORDER NO. TE Best. Nr.
1.0mm	N.N.
1.5mm	0-1564411-5
1.6mm	0-1564411-8
2.0mm	0-1564411-7
2.5mm	0-1564411-2
3.0mm	0-1564411-1
3.5mm	0-1564411-6
4.0mm	N.N.

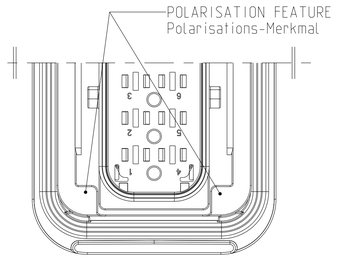

1-2383510-1 AS SHOWN
1-2383510-1 wie gezeigt

DELIVERY CONDITION:
SECONDARY LOCKING DEVICE
IN PRE-LOCKED POSITION
Lieferzustand:
2. Kontaktsicherung in Vorraststellung

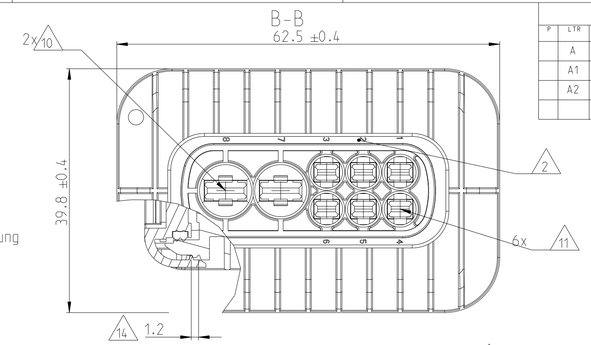

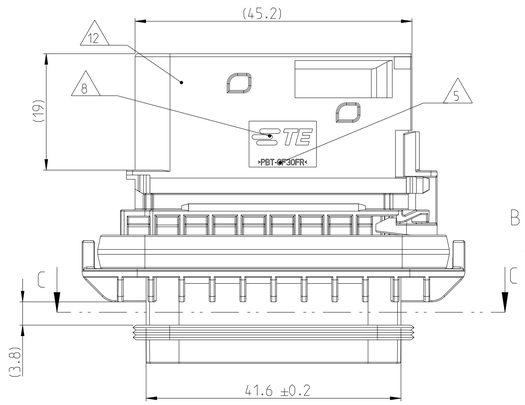

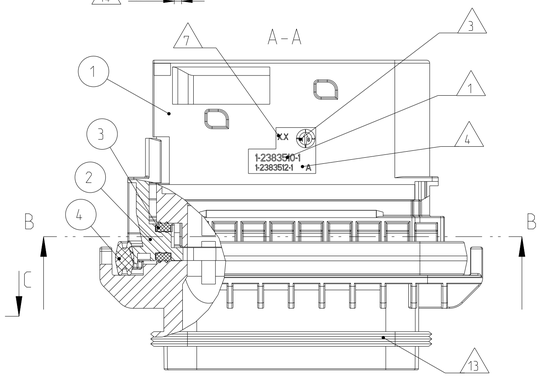

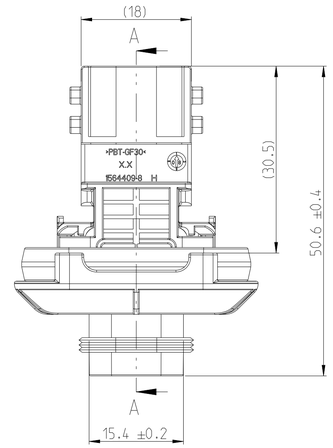

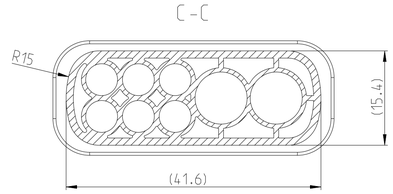

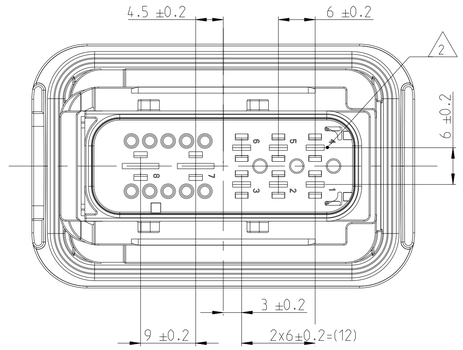

1:1

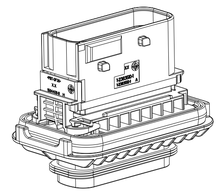

1:1

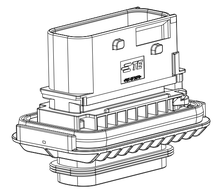

SLIDE FROM BOTH DIRECTIONS MOUNTABLE
Schieber von beiden Seiten montierbar

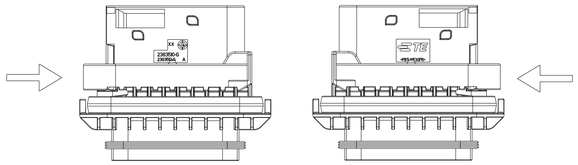

CODING "A"
Kodierung

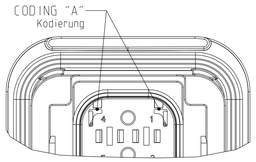

PN: 1-2383510-1

CODING "B"
Kodierung

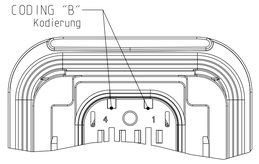

PN: 2-2383510-1

CODING "C"
Kodierung

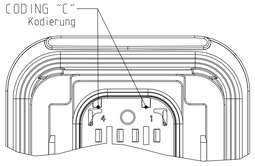

PN: 3-2383510-1

CODING "D"
Kodierung

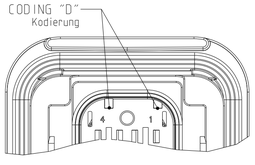

PN: 4-2383510-1

NOTES
Bemerkungen

1. TE Connectivity (TE) ORDER-NO.
TE Connectivity (TE) Bestell-Nr.

2. CAVITY NUMBERING
Kammerbezeichnung

3. PRODUCTION DATE
Produktionsdatum

4. LETTER-INSERT FOR THE REVISION STATUS OF THE MOULD
Schriftsatz fuer Aenderungszustand des Werkzeuges

5. MATERIAL MARKING ACCORDING TO VDA 260
Werkstoffkennzeichnung nach VDA 260

6 BULK PACKAGING IN CORRUGATED BOX
Schuettgut im Versandkarton

7. MOULD CAVITY MARKING
Nestmarkierung

8. TE LOGO
TE Logo

9 SUITABLE COUNTERPART SEE DRAWING: 2299782
Passendes Gegenstueck siehe Zeichnung: 2299782

10. CAVITIES MATED WITH TAB 5.8 x 0.8 MM (SWS)
SEE PRODUCT GROUP DRAWING
TE NO: 1241895
MAX. WIRE SIZE: 6.0mm² FLR
ATTENTION
SUITABLE WIRE SEALS FOR CAVITY DIAMETER 8.5MM
MUST BE USED (SAME SEALS AS FOR AMP MCP 6.3 CONTACTS
SEE DRAWING TE - No. 1241438
Kontaktkammer passend fuer Flachstecker 5.8 x 0.8 mm (EDS)
siehe Produktgruppenzeichnung
TE Nr: 1241895
max. Drahtgroessenbereich: 6.0mm² FLR
Achtung
Entsprechende Einzeldichtungen fuer Kammerdurchmesser 8.5mm
muessen verwendet werden (die gleichen Dichtungen wie fuer
AMP MCP 6.3 Kontakte, siehe Zeichnung TE - Nr.: 1241438).

11. CAVITIES MATED WITH TAB 2.8x 0.8 MM (SWS)
SEE PRODUCT GROUP DRAWING
TE NO: 1355052
MAX. WIRE SIZE: 2.5mm² FLR (AWG 12 TXL)
Kontaktkammer passend fuer Flachstecker 2.8 x 0.8 mm (EDS)
siehe Produktgruppenzeichnung
TE Nr: 1355052
max. Drahtgroessenbereich: 2.5mm² FLR (AWG 12 TXL)

12. INTERFACE ACC. TO DRAWING: 114-18799-1
Kragenanschluss nach Zeichnung: 114-18799-1

13. MATED WITH COVER SEE DRAWING: 1670865. 1670866
Passend zu Kappe siehe Zeichnung: 1670865. 1670866

14. SLIDING DISTANCE OF SECONDARY LOCKING
Verschiebeweg der zweiten Kontaktsicherung

15 MALFUNCTION CAUSED BY LAQUER IS NOT
COVERED BY TE WARRANTY
Funktionsbeeintraechtigung durch Lackieren, liegt nicht
im Einfluss und Gewaehrleistungsumfang von TE

16. SEALING SURFACE CUTOFF
Dichtflaeche Blechausschnitt

SURFACE ROUGHNESS Ra MAX. 1.8µm OR LESS FOR METAL PARTS.
Werkzeugoberflaeche Ra Max. 1.8µm oder weniger fuer Metallteile

SURFACE ROUGHNESS MIN. VDI 3400 - CLASS 24 FOR PLASTIC PARTS.
Werkzeugoberflaeche Min. VDI 3400 - Class 24 fuer Kunststoffteile.

THE FLATNESS MUST BE WITHIN THE TOLERANCE OF THE SHEET.
THEREFORE WITHIN ±0.1MM.
Die Ebenheit muss innerhalb der Toleranz des Blechs liegen be (±0.1mm)

NO SINK MARKS, EJECTOR, DRAFT, DENTS, SCRATCHES,
PARAGRAPH ON THE SEALING AREA ALLOWED.
Keine Einfallstellen, Auswerfer, Ausformschraegen, Delle,
Kratzer, Absaetze zulaessig.

DESCRIPTION Beschreibung	COLOUR Farbe	MATERIAL	ITEM NO
8POS. TAB HOUSING, CODE "A" 8pol. Flachsteckergehaeuse, Kodierung, "A"	BLACK schwarz	PBT-GF30 / V-0	1
8POS. TAB HOUSING, CODE "B" 8pol. Flachsteckergehaeuse, Kodierung, "B"	GREY grau	PBT-GF30 / V-0	1
8POS. TAB HOUSING, CODE "C" 8pol. Flachsteckergehaeuse, Kodierung, "C"	GREEN gruen	PBT-GF30 / V-0	1
8POS. TAB HOUSING, CODE "D" 8pol. Flachsteckergehaeuse, Kodierung, "D"	BLUE blau	PBT-GF30 / V-0	1
SECONDARY LOCKING DEVICE Zweite Kontaktsicherung	YELLOW gelb	PBT-GF30 / V-0	2
SEAL FOR SECONDARY LOCKING Dichtung fuer zweite Kontaktsicherung	WHITE weiss	MVQ	3
AXIAL SEAL 5.8x2.8 Achsdichtung 5.8x2.8	GREEN gruen	MVQ	4

DIMENSION AND TOLERANCES ACCORDING TO:
Bemaßungen und Toleranzen gemäß:

DIN ISO 20457
DIN EN ISO 8015 (AD) - DIN EN ISO 291
DIN EN ISO 14405-1/-2/-3

TE ORDER-NO. TE Bestell-Nr.	REV.	NO. OF POS. Polzahl	CODE Kodierung	QUANTITY Stueck							ITEM NO ASSY
4-2383510-1	A	8	D	-	-	-	1	1	1	1	4
3-2383510-1	A	8	C	-	-	1	-	1	1	1	3
2-2383510-1	A	8	B	-	1	-	-	1	1	1	2
1-2383510-1	A	8	A	1	-	-	-	1	1	1	1

THIS DRAWING IS A CONTROLLED DOCUMENT.

DIMENSIONS: mm

TOLERANCES UNLESS OTHERWISE SPECIFIED:
0 PLC ±0.5
1 PLC ±0.1
2 PLC ±0.01
3 PLC ±0.001
4 PLC ±0.0001
ANGLES ± 2°

MATERIAL: SEE TABLE / Siehe Tabelle
FINISH: SEE TABLE / Siehe Tabelle

DWN	Castagno C.	11DEC2020
CHK	Granzow J.	14DEC2020
APVD	Eltrop Fredderik	14DEC2020
PRODUCT SPEC	108-94020	
APPLICATION SPEC	114-18756	
WEIGHT	37.5 g	

TE Connectivity

NAME: 8POS. MIXED. TAB HOUSING. ASSY
8pol.gemischtes. Flachsteckergeh. Assy
-

SIZE	CAGE CODE	DRAWING NO	RESTRICTED TO
A1	00779	C-2383510-C	-

CUSTOMER DRAWING | SCALE 2:1 | SHEET 1 OF 1 | REV A2

4805 (3/13)