© 2021 TE Connectivity. All Rights Reserved.

CODING A AS SHOWN
Kodierung A wie gezeigt

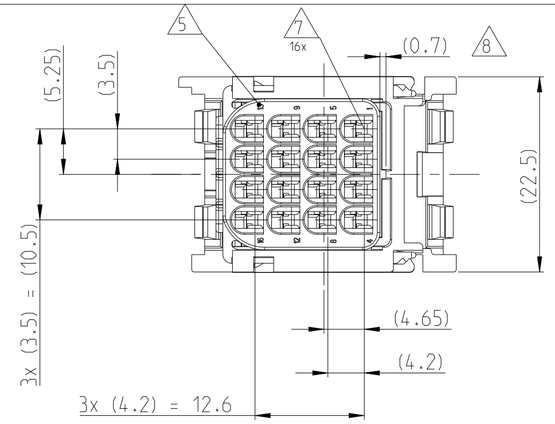

REQUIRED AREA FOR THE STOP OF THE POLARIZATION RIB UNDER THE SHEET METAL.
Notwendiger Freiraum fuer den Anschlag der Polarisationsrippe unter dem Blech.

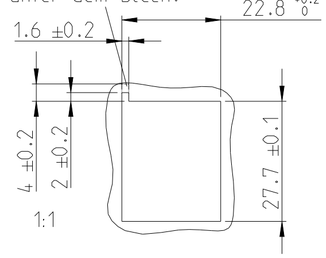

MOUNTING CUT-OFF
Befestigungsausschnitt

MATERIAL THICKNESS
t=2.0

CODING A
Kodierung
2382874-1

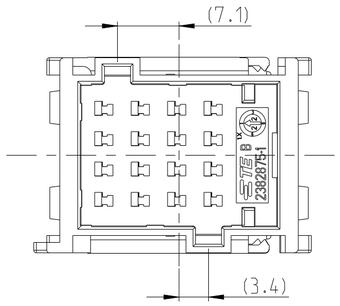

CODING B
Kodierung
2382874-2

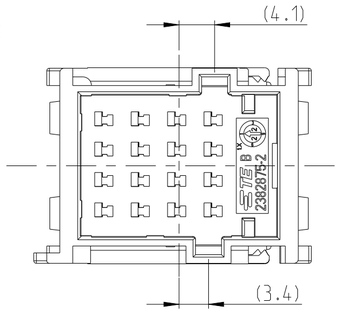

CODING C
Kodierung
2382874-3

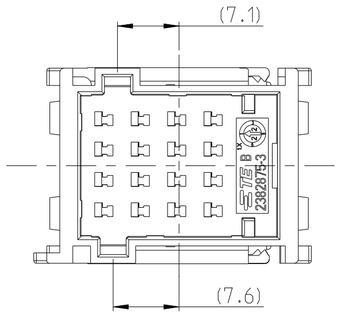

CODING D
Kodierung
2382874-4

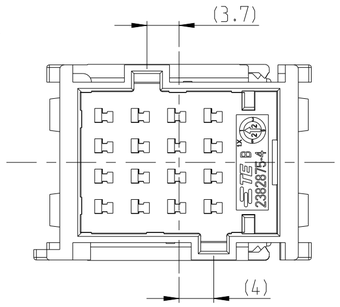

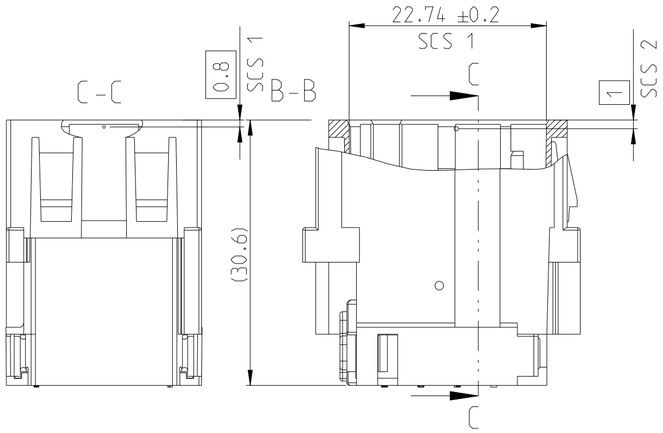

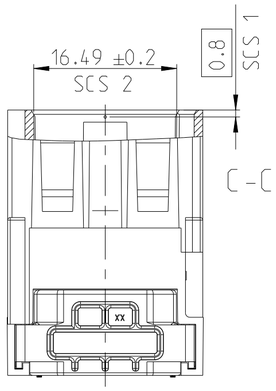

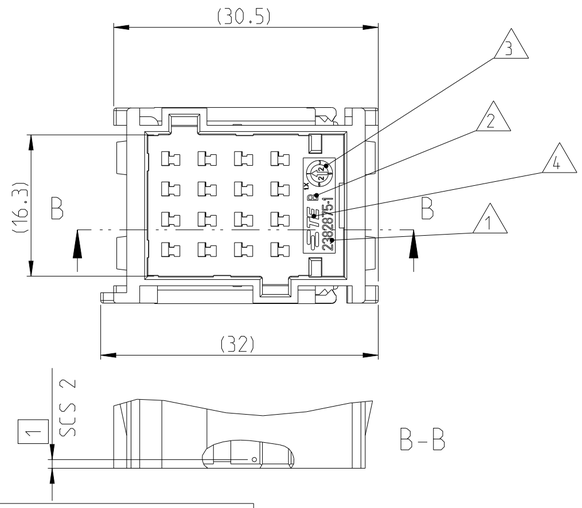

SECONDARY LOCK IN END-LOCKED POSITION
2. Kontaktsicherung in Endraststellung

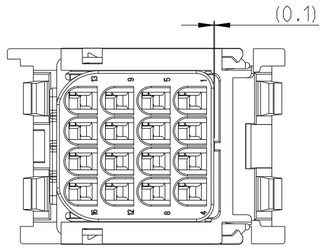

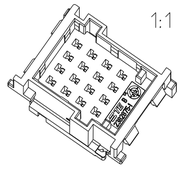

DIMENSION AND TOLERANCES ACCORDING TO:
Bemaßungen und Toleranzen gemäß:

DIN ISO 20457
DIN EN ISO 8015 (AD) - DIN EN ISO 291
DIN EN ISO 14405-1/-2/-3

REVISIONS

P	LTR	DESCRIPTION	DATE	DWN	APVD
	A	NEW DRAWING	23MAY2022	HH	PW
	B	New cavities	31MAR2023	HH	PW

NOTES
Bemerkungen

1. TE-CONNECTIVITY SINGLE PART NUMBER
   TE-Connectivity Einzelteilnummer
2. REVISION, SEE TABLE
   Revision, siehe Tabelle
3. PRODUCTION DATE
   Produktionsdatum
4. TE-LOGO
   TE-Logo
5. CONTACT CAVITY NUMBERING
   Kammernummerierung
6. SUITABLE TO COUNTERPART PN 2382871-1/-2/-3/-4
   Passend zu Gegenstueck PN 2382871-1/-2/-3/-4
7. CAVITIES MATED WITH MCON 1.2 LL TAB SEE PRODUCT GROUP DRAWING TE-NO.: 1418754
   MAX. WIRESIZE; 1.5mm^2 FLR
   Kontaktkammern passend fuer MCON 1.2 LL TAB siehe Produkt-Gruppenzeichnung TE-Nr.: 1418754
   max. Drahtgroessenbereich 1.5mm^2 FLR
8. DELIVERY CONDITION IN OPEN POSITION
   Lieferzustand im geoeffneten Zustand
9. MALFUNCTION CAUSED BY LACQUER IS NOT COVERED BY TE WARRANTY.
   Funktionsbeeintraechtigung durch Lackieren liegt nicht im Einfluss und Gewaehrleistungsumfang von TE.
10. REGRIND MAX. 25% PERMITTED
    Regranulat max. 25% zulaessig
11. BULK PACKAGING IN CORRUGATED SHIPPING BOX
    Schuettgut im Versandkarton

-4	-3	-2	-1	PART/TCPN NO.	REV.	DESCRIPTION	MATERIAL	COLOUR	ITEM NO.
1				2382876-4	B	MCON 1.2 LL Secondary locking device; 16pos. MCON 1.2 LL Zweite Kontaktsicherung; 16pol.	PBT-GF10_FR	BLUE blau	2
	1			2382876-3	B	MCON 1.2 LL Secondary locking device; 16pos. MCON 1.2 LL Zweite Kontaktsicherung; 16pol.	PBT-GF10_FR	GREEN grün	2
		1		2382876-2	B	MCON 1.2 LL Secondary locking device; 16pos. MCON 1.2 LL Zweite Kontaktsicherung; 16pol.	PBT-GF10_FR	GREY grau	2
			1	2382876-1	B	MCON 1.2 LL Secondary locking device; 16pos. MCON 1.2 LL Zweite Kontaktsicherung; 16pol.	PBT-GF10_FR	BLACK schwarz	2
1				2382875-4	B	MCON 1.2 LL TAB HSG; 16pos - COD D MCON 1.2 LL Flachsteckergehaeuse, 16pol.	PBT-GF10_FR	BLUE blau	1
	1			2382875-3	B	MCON 1.2 LL TAB HSG; 16pos - COD C MCON 1.2 LL Flachsteckergehaeuse, 16pol.	PBT-GF10_FR	GREEN grün	1
		1		2382875-2	B	MCON 1.2 LL TAB HSG; 16pos - COD B MCON 1.2 LL Flachsteckergehaeuse, 16pol.	PBT-GF10_FR	GREY grau	1
		-	1	2382875-1	B	MCON 1.2 LL TAB HSG; 16pos - COD A MCON 1.2 LL Flachsteckergehaeuse, 16pol.	PBT-GF10_FR	BLACK schwarz	1
B	B	B	B	REVISION OF EACH ASSY NO (WHEN BLANK, USE DWG REVISION)					
11.1	11.1	11.1	11.1	WEIGHT OF EACH ASSY NO [g]					
QTY REQD PER ASSY TCPN				PARTS LIST					

THIS DRAWING IS A CONTROLLED DOCUMENT.

DIMENSIONS: mm

TOLERANCES UNLESS OTHERWISE SPECIFIED:
0 PLC ±
1 PLC ±
2 PLC ±
3 PLC ±
4 PLC ±
ANGLES ±

MATERIAL: SEE TABLE / siehe Tabelle

FINISH: - / -

DWN	H. Hinrichs	11AUG2021
CHK	P. Wrobel	20MAY2022
APVD	F. Eltrop	20MAY2022
PRODUCT SPEC	108-94834	
APPLICATION SPEC	114-94735	
WEIGHT	11.1 g	

TE Connectivity

NAME: MCON 1.2 LL TAB HSG, ASSY; 16pos.
MCON 1.2 LL Flachsteckergehaeuse; 16pol.
-

SIZE	CAGE CODE	DRAWING NO	RESTRICTED TO
A2	00779	C-2382874	-

CUSTOMER DRAWING | SCALE 2:1 | SHEET 1 OF 1 | REV B

1471-9 (3/13)