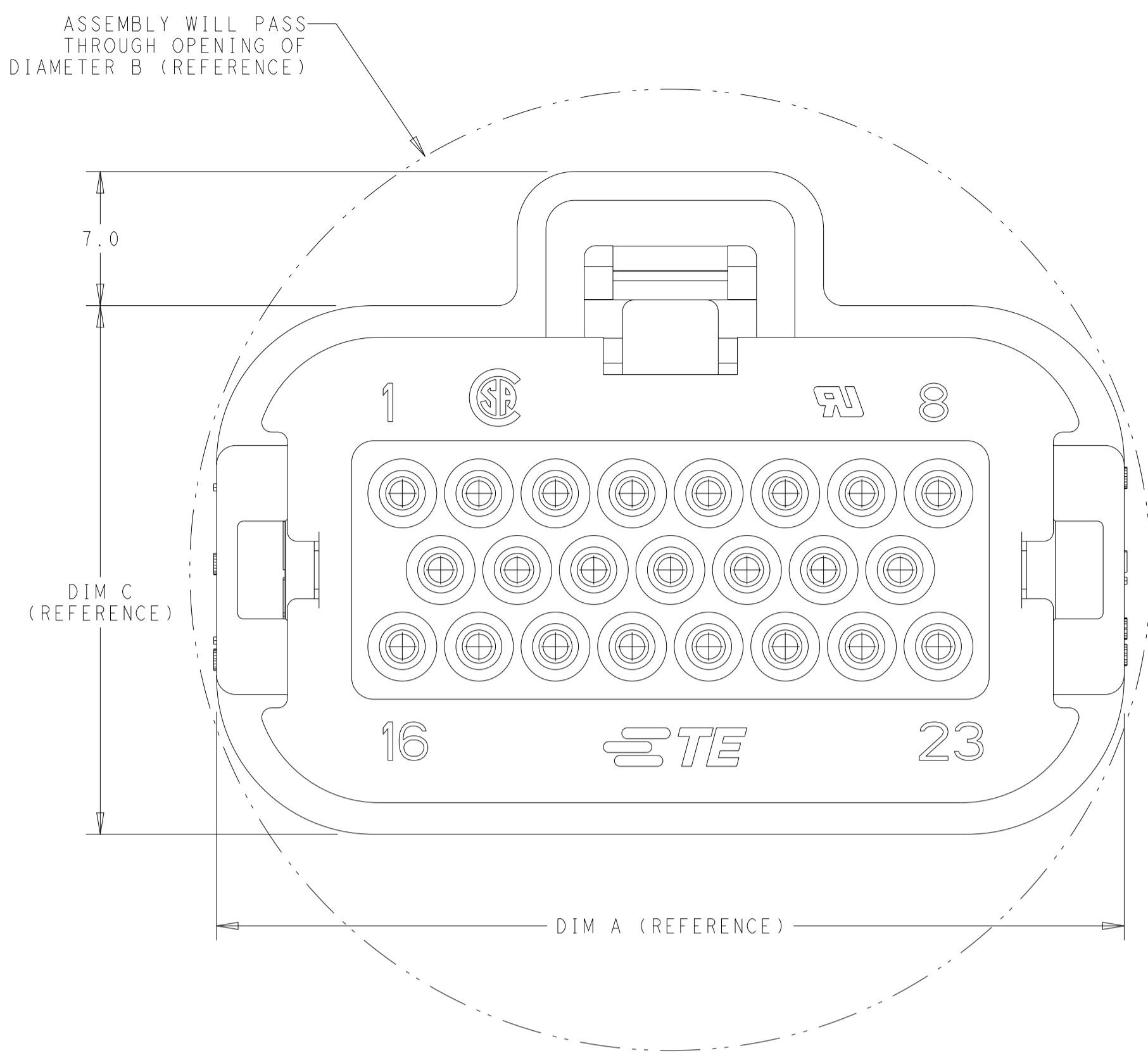
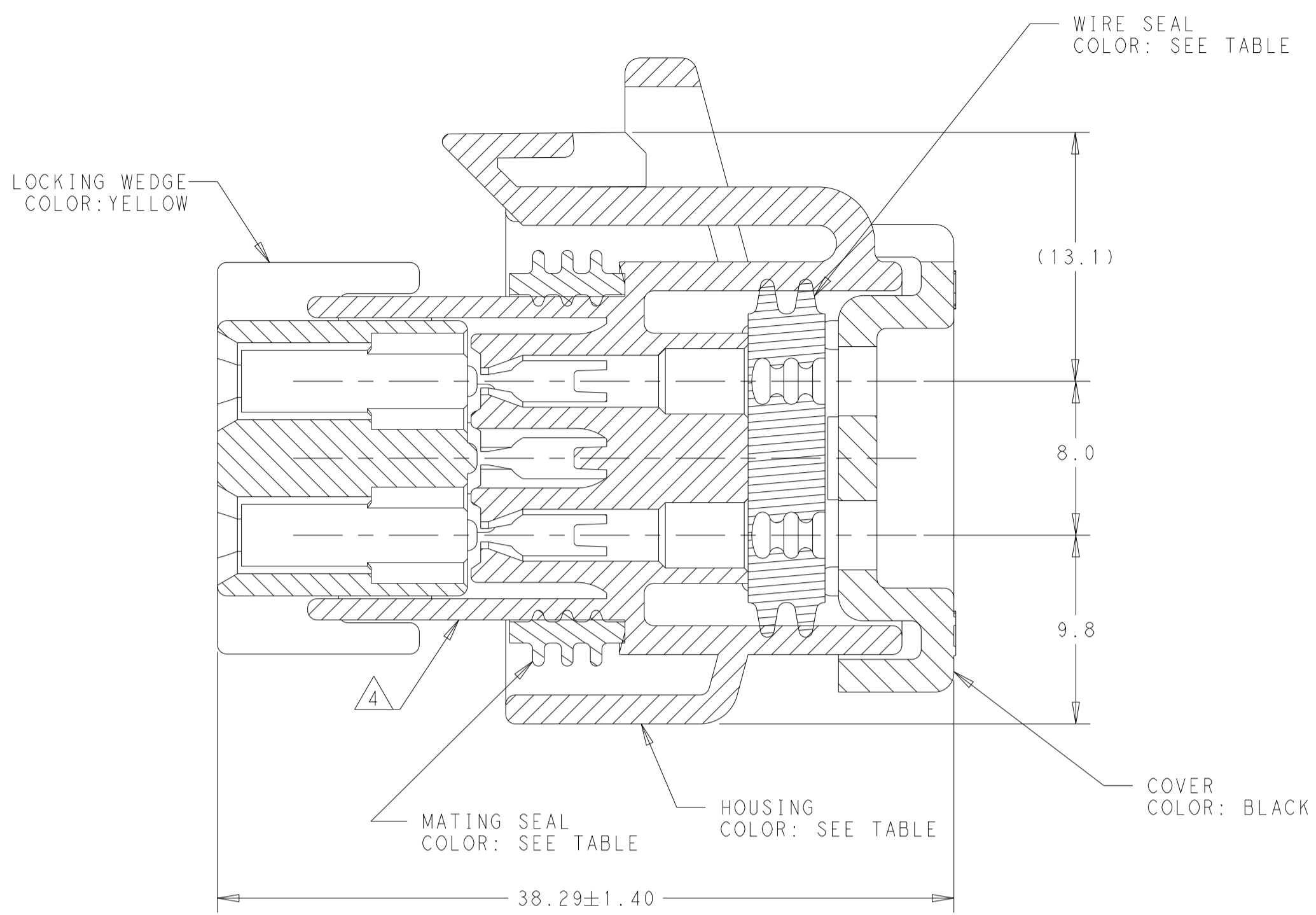


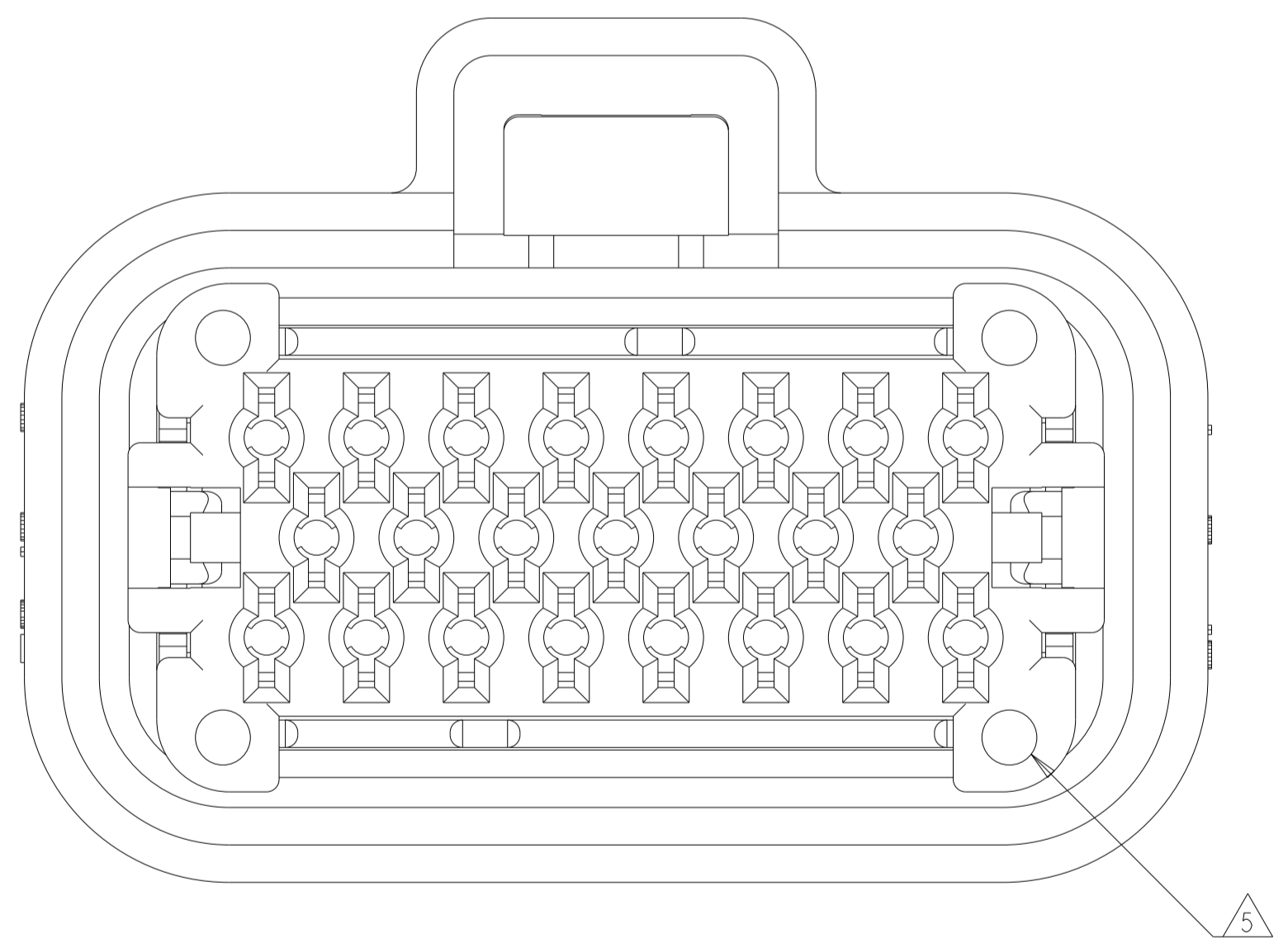
REVISIONS					
P	LTN	DESCRIPTION	DATE	OWN	APVD
A	ECN-22-139187		03MAR2022	DS	DS
A1	ECR-23-192063		08NOV2023	DCS	DCS



- MATERIAL: HOUSING - UL94V-0 PBT
 LOCKING WEDGE - UL94V-0 PBT, YELLOW
 COVER - UL94V-0 PBT, BLACK
 MATING SEAL - SILICONE
 WIRE SEAL - SILICONE
- HOUSING COLORS ARE MECHANICALLY KEYED TO MATE WITH IDENTICALLY COLORED HEADER ASSEMBLIES
- PLUG USES REELED TERMINAL 770520 OR LOOSE PIECE TERMINAL 770854
 770520-5, TIN PLATE, 20-22AWG TXL WIRE
 770520-6, TIN PLATE, 22-24AWG TXL WIRE
 770520-8, GOLD PLATE, 20-22AWG TXL WIRE
 1-770520-1, GOLD PLATE, 22-24AWG TXL WIRE
- DATE CODE ON THIS SURFACE. USES 5 DIGIT CODE: FIRST 2 DIGITS = YEAR, SECOND 2 DIGITS = WEEK, LAST DIGIT = DAY
- OPTIONAL VOID CORING ON 35 POSITION PLUG ASSEMBLY 2371885
- PRODUCT IS DESIGNED FOR WIRE OD OF 1.4 - 1.8mm

23-POSITION CONNECTOR SHOWN, SEE TABLE BELOW FOR ALTERNATE DIMENSIONS.

CONNECTOR SIZE	A	B	C
8-POSITION	27.4	40	27.50
14-POSITION	35.4	44	27.60
23-POSITION	47.4	50	27.60
35-POSITION	63.4	66	27.45



BOTTOM VIEW WITH LOCKING WEDGE

MATING HEADER	RIGHT-ANGLE	MATING SEAL COLOR	WIRE SEAL COLOR	HOUSING COLOR	NO. OF POSITIONS	PART NUMBER
776230, 776231	776180, 776163	RED	ORANGE	ORANGE	35-POSITION	2371885-6
				BLUE		2371885-5
				GREY		2371885-4
				NATURAL		2371885-2
776200, 776228	770669, 776087	RED	GREY	BLACK	23-POSITION	2371885-1
				BLUE		2371884-5
				GREY		2371884-4
				NATURAL		2371884-2
776261, 776262	776266, 776267	GREEN	BROWN	BLACK	14-POSITION	2371884-1
				BLUE		2371883-5
				GREY		2371883-4
				NATURAL		2371883-2
776275, 776276	776279, 776280	YELLOW	LT BLUE	BLACK	8-POSITION	2371883-1
				NATURAL		2371882-2
				BLACK		2371882-1

THIS DRAWING IS A CONTROLLED DOCUMENT. OWN: D STRAUSSER, 05JAN2021, CHK: D STRAUSSER

DIMENSIONS: mm. TOLERANCES UNLESS OTHERWISE SPECIFIED: 0 PLC ±.1, 1 PLC ±0.2, 2 PLC ±.1, 3 PLC ±.1, 4 PLC ±.1, ANGLES FINISH ±.

MATERIAL: SEE NOTE 1. WEIGHT: -. CUSTOMER DRAWING: 114-16016.

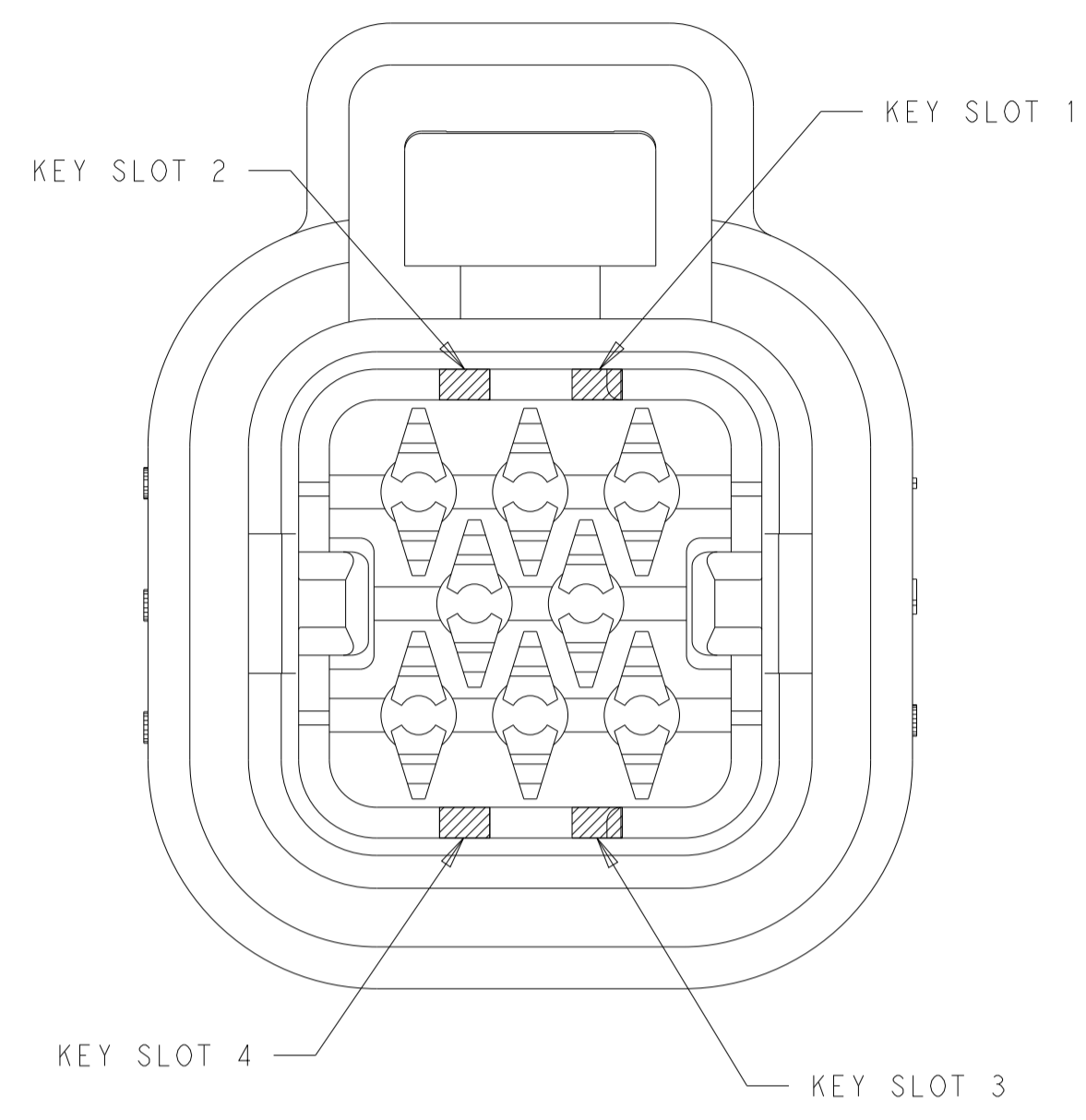
APVD: D STRAUSSER, 3-2-22. PRODUCT SPEC: 108-160402. APPLICATION SPEC: 114-16016.

NAME: PLUG ASSEMBLY, REDUCED WIRE SIZE AMPSEAL FAMILY DRAWING.

SIZE: A1. CAGE CODE: 100779. DRAWING NO: 2371886. RESTRICTED TO: A1.

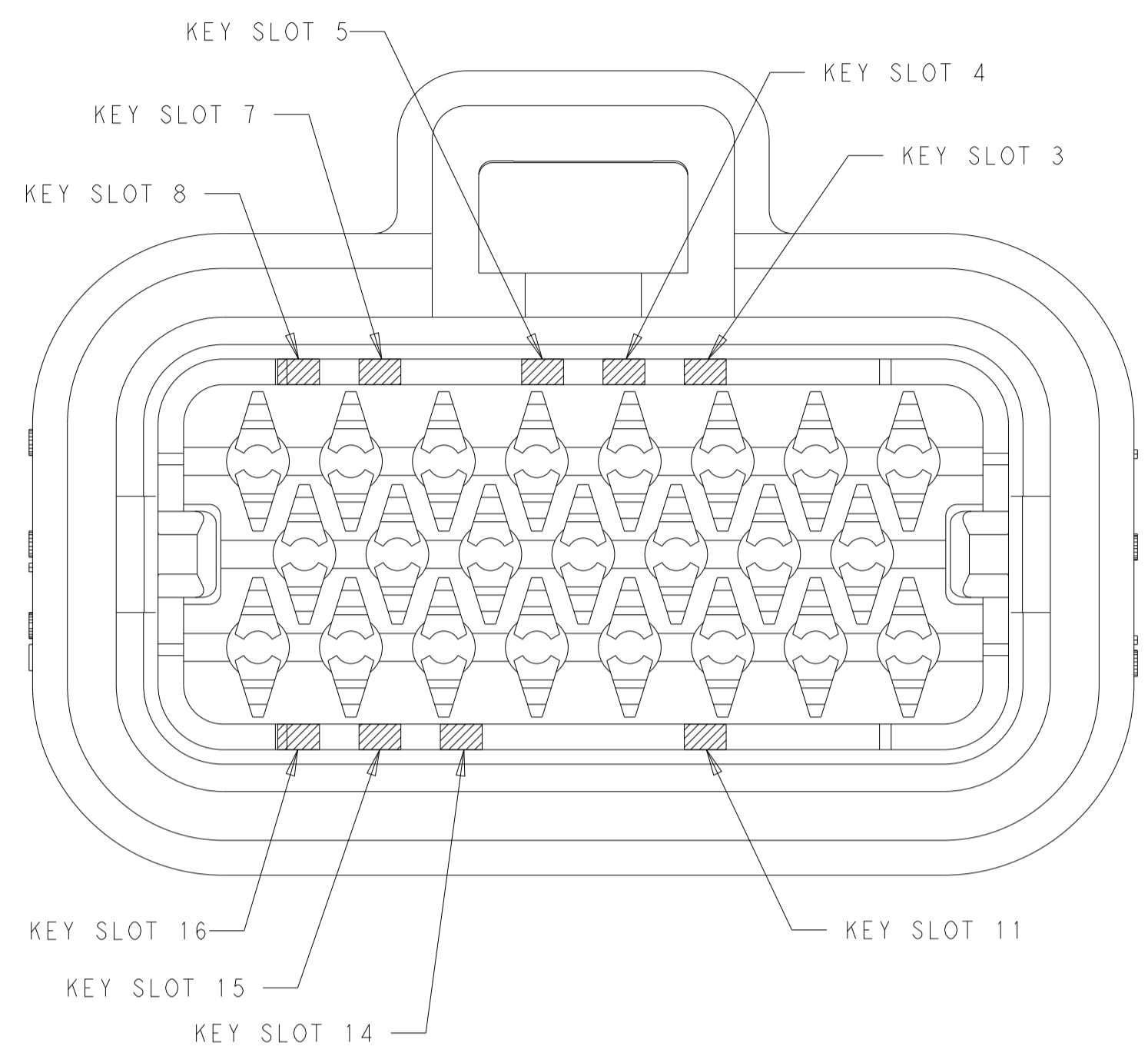
SCALE: 4:1. SHEET: 1 OF 2. REV: A1.

REVISIONS				
P	LTN	DESCRIPTION	DATE	APVD
-	-	SEE SHEET 1	-	-



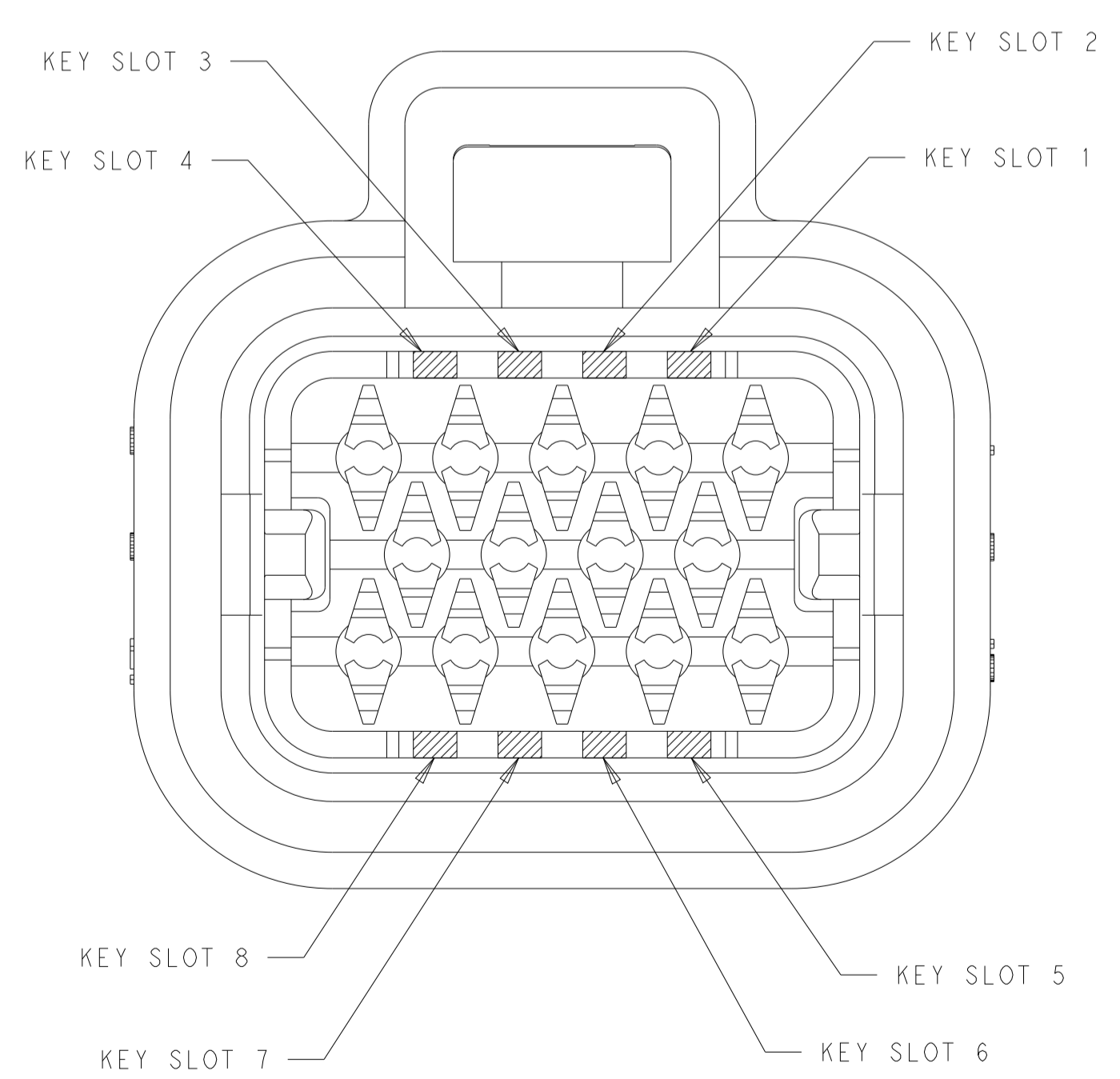
1 & 3	NATURAL	2371882-2
2 & 4	BLACK	2371882-1
KEY SLOT LOCATION (SEE VIEW ABOVE)	COLOR	PART NUMBER

8-POSITION CONNECTOR
 KEY SLOT LOCATIONS
 SCALE 4:1



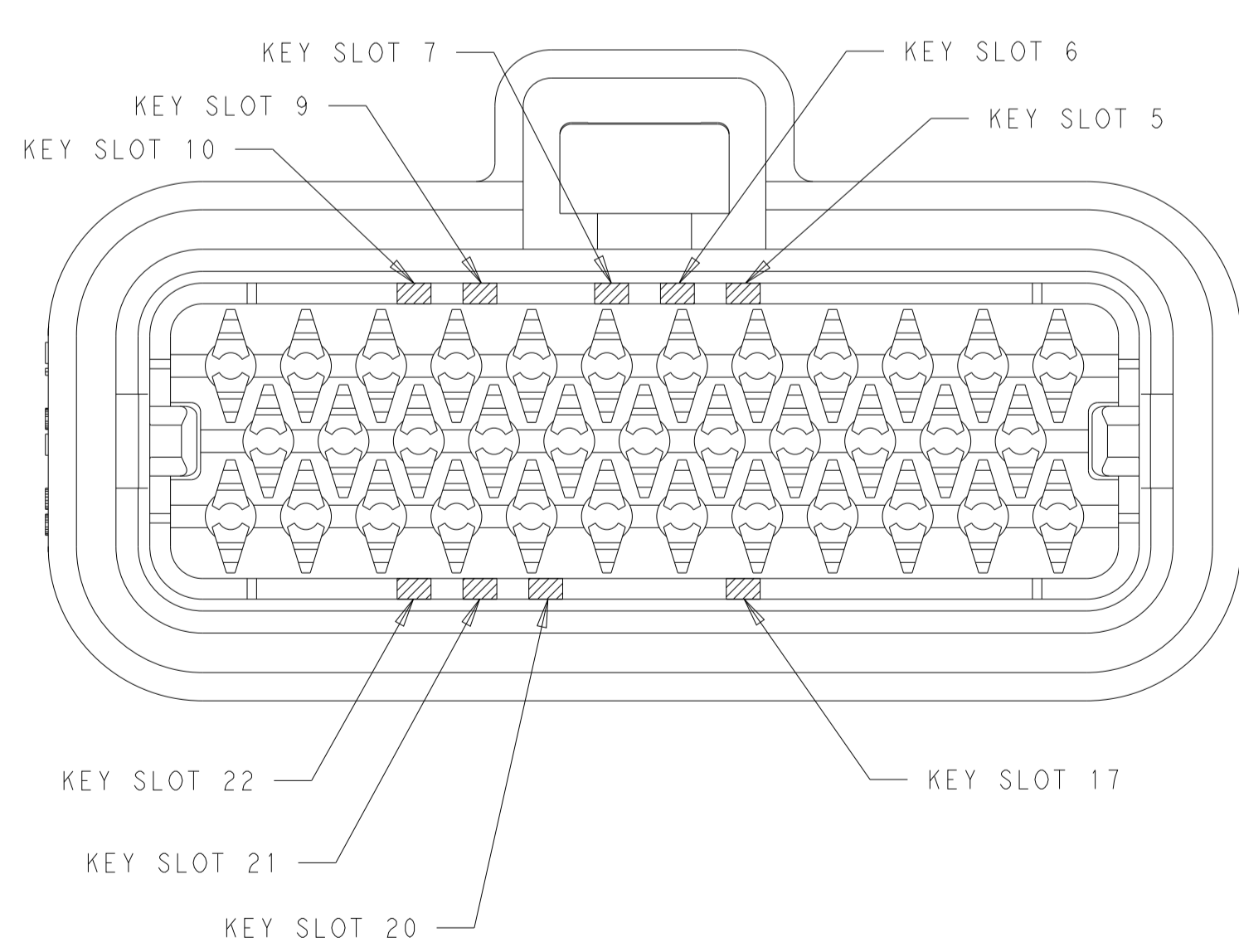
3, 8 & 16	BLUE	2371884-5
7 & 15	GREY	2371884-4
5 & 11	NATURAL	2371884-2
4 & 14	BLACK	2371884-1
KEY SLOT LOCATION (SEE VIEW ABOVE)	COLOR	PART NUMBER

23-POSITION CONNECTOR
 KEY SLOT LOCATIONS
 SCALE 4:1



3 & 5	BLUE	2371883-5
2 & 8	GREY	2371883-4
1 & 6	NATURAL	2371883-2
3 & 7	BLACK	2371883-1
KEY SLOT LOCATION (SEE VIEW ABOVE)	COLOR	PART NUMBER

14-POSITION CONNECTOR
 KEY SLOT LOCATIONS
 SCALE 4:1



7 & 22	ORANGE	2371885-6
5, 10, 22	BLUE	2371885-5
9 & 21	GREY	2371885-4
7 & 17	NATURAL	2371885-2
6 & 20	BLACK	2371885-1
KEY SLOT LOCATION (SEE VIEW ABOVE)	COLOR	PART NUMBER

35-POSITION CONNECTOR
 KEY SLOT LOCATIONS
 SCALE 3:1

THIS DRAWING IS A CONTROLLED DOCUMENT.		OWN D STRAUSSER	05JAN2021	TE Connectivity NAME PLUG ASSEMBLY, REDUCED WIRE SIZE AMPSEAL FAMILY DRAWING
DIMENSIONS: mm		CHK D STRAUSSER	03MAR2022	
TOLERANCES UNLESS OTHERWISE SPECIFIED:		APVD D STRAUSSER	PRODUCT SPEC	SIZE CAGE CODE DRAWING NO RESTRICTED TO
0 PLC ± 1 PLC ±0.2 2 PLC ± 3 PLC ± 4 PLC ± ANGLES ± FINISH ±		PRODUCT SPEC 108-160402 APPLICATION SPEC 114-16016	WEIGHT CUSTOMER DRAWING	
MATERIAL SEE NOTE 1		WEIGHT CUSTOMER DRAWING		A1 00779 ©=2371886 SCALE 1:1 SHEET 2 OF 2 REV A1