© 2020 TE Connectivity. All Rights Reserved.

THE DRAWING SHOWS THE 2-DIMENSIONAL REFERENCE COMPONENT CONDITION OF THE ASSEMBLY TO IDENTIFY AND SPECIFY THE NECESSARY DIMENSIONS ONLY. THE DELIVERED PARTS MAY DEVIATE FROM THE DRAWING REGARDING THE ORIENTATION AND POSITION OF EACH COMPONENT (e.g. SLACK CABLE). SO FAR THE FUNCTIONALITY IS NOT CONCERNED.

DIE ZEICHNUNG ZEIGT DEN 2-DIMENSIONALEN IDEALZUSTAND DES ZUSAMMENBAUTEILS BEZUEGLICH DER KOMPONENTEN ZUR IDENTIFIKATION UND SPEZIFIKATION DER NOTWENDIGEN DIMENSIONEN. HINSICHTLICH DER ORIENTIERUNG UND DER LAGE DER KOMPONENTEN (z.B. BIEGESCHLAFFES KABEL) KOENNEN DIE GELIEFERTEN TEILE VON DER ZEICHNUNG ABWEICHEN. SOFERN DIE FUNKTIONALITAET NICHT BEEINTRAECHTIGT IST.

REVISIONS
AENDERUNGEN

P	LTR	DESCRIPTION BESCHREIBUNG	DATE	DWN	APVD
	B1	DRAFTING CORRECTION	10DEC2020	DS	JF
	C	BOM UPDATE	15NOV2021	DS	JF
	D	LABEL CHANGED	14 JAN2022	DS	JF

LOCKING UNIT POSITION UPPER CABLE OUTLET POSITION 3

1:2

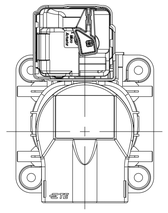

INTERFACE VIEW
Schnittstellen Ansicht

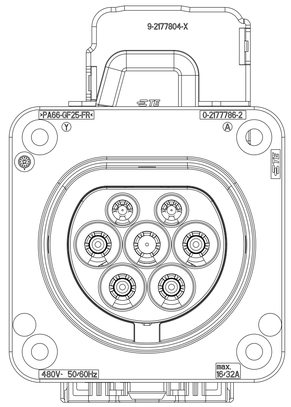

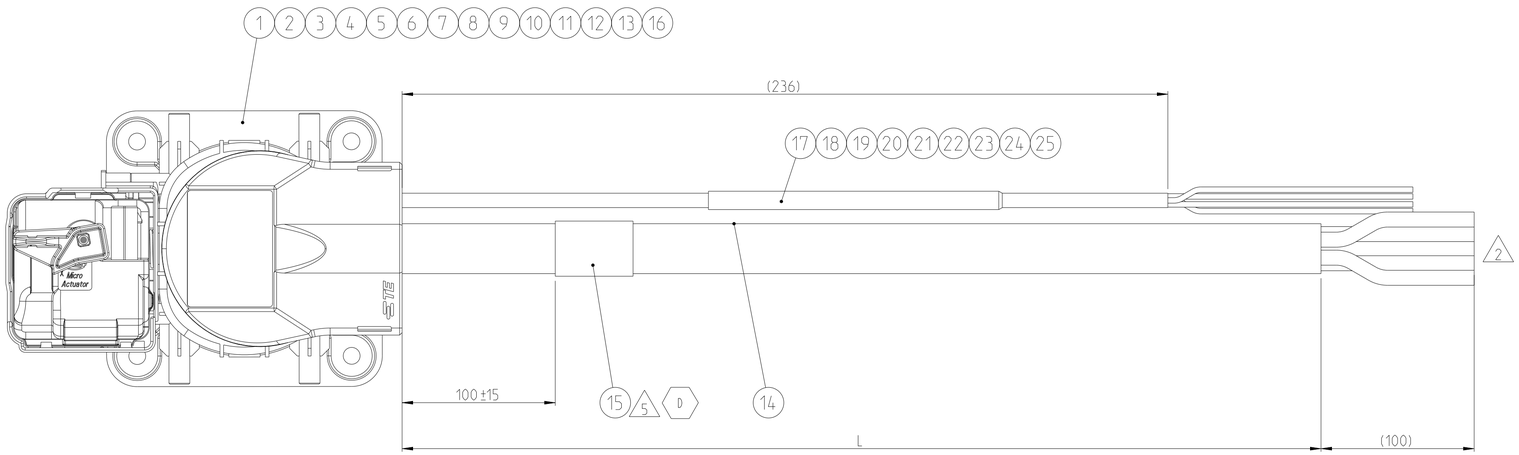

WIRING SCHEDULE:

INLET CHARGER ITEM NO. 1 CAVITY-NO.	IDENTIFICATION	WIRE COLOUR	WIRE SECTION
1	L1	BROWN	6mm² (ITEM 14)
2	L2	BLACK	6mm² (ITEM 14)
3	L3	GREY	6mm² (ITEM 14)
4	N	BLUE	6mm² (ITEM 14)
5	PE	GREEN/YELLOW	6mm² (ITEM 14)
6	CP	BROWN	0.75mm² (ITEM 17 or 21)
7	PP	GREEN	0.75mm² (ITEM 18 or 22)
-	SENSOR	VIOLET	0.75mm² (ITEM 19 or 23)
		WHITE/BLACK	0.75mm² (ITEM 20 or 24)

LENGTH SCHEDULE:

TE PART NO.	REV.	LENGTH L (mm)	TOL.	TEMP SENSOR	CABLE OUTLET POSITION
2344189-1	C	1000	+30	NTC	Position 3
2344189-2	C	5000	+60		
2344189-3	D	1000	+30	PT1000	Position 3
2344189-4	D	5000	+60		

	QTY -X	DESCRIPTION	ITEM NO.
	115 mm	ATUM 6/2-0 SP	25
	145 mm	ATUM 9/3-0 SP	24
	2	SPLICE. SOLIS PARA 22-16	23
	2	QSZH-125-NR1-23mm	22
	see table	TEMPERATURE SENSOR	21
	see table	ACW0219-0.75-90(NS). WHITE/BLACK	20
	see table	ACW0219-0.75-7(NS). VIOLET	19
	see table	ACW0219-0.75-5(NS). GREEN	18
	see table	ACW0219-0.75-1(NS). BROWN	17
	3	CAB TIE. CLIP. HELL. T18R-HR-N46	16
D	1	LABEL. HELL. TYPE 323	15
	see table	CABLE 5 x 6.0 mm²	14
	2	O-RING. 3 x 1.5	13
	5	O-RING. 4 x 1.5	12
	1	PIN DIA 3.0. PP	11
	1	PIN DIA 3.0. CP	10
	1	PIN DIA 6.0. PE	9
	4	PIN DIA 6.0. L/N. ASSY	8
	3	SELF TAPPING SCREW	7
	2	FAMILY SEAL. MIXED	6
	1	INSULATION COVER. TE. COVER INLET	5
	1	CABLE FIXATION. TE. COVER INLET	4
	1	ACTUATOR. LOCKING UNIT. ASSY	3
	1	2. LOCK. TE. IEC62196-2 TYPE 2	2
	1	7 POS. MIXED. HSG. IEC 62196-2 TYPE 2	1
	-	WEIGHT OF ASSY NO. (g)	

NOTES

1 PACKAGING ACCORDING SPECIFICATION V2344189.

2 STRIPPED OUTER JACKET. BRAID. INNER SHEATH AND CUT FILLER FOR ELECTRICAL TEST PURPOSE. ELECTRICAL TESTING IS ACCORDING APPLICATION SPECIFICATION. 108-18857: CHAPTER 3.1.1. a.b.c AND CHAPTER 3.3.3 EXCEPT BRAID RESISTING

3 APPLICATION SPECIFICATION: 114-94163-2 CHARGE INLET IEC 62196-2 TYPE II.

4 CUTTING LENGTHS TO BE FIXED BY MANUFACTURING.

5 MANUFACTURING CODE: TE PART NO., CURRENT REV. LEVEL AND DATE CODE (DD.MM.YY). TO BE PRINTED ON LABEL (ITEM 16). LABEL TO BE APPLIED TO THE CABLE AFTER SUCCESSFUL ELECTRICAL TEST.

6 ALL SPLICES TO BE COVERED BY 23mm ±1mm SHRINK TUBE. SHRINK TUBE TO BE CENTERED OVER THE SPLICE. SO THAT NO METAL OF THE SPLICE IS VISIBLE OUT OF THE TUBE. ALTERNATIVELY, THE SHRINK TUBE CH03472001 CAN BE USED INSTEAD OF ITEM NO. 22 (TO BE CUT TO LENGTH).

5 **LABEL LEGEND:**

TE

TE PN: 2344189-X Rev. __ — TE PART NO., CURRENT REVISION
DD/MM/YY — PRODUCTION DATE
2 kV TESTED

TOLERANCING EN ISO 8015
TOLERIERUNG EN ISO 8015

DIESE ZEICHNUNG IST EIN KONTROLLIERTES DOKUMENT. BEMASSUNGEN UND TOLERANZEN GEMAESS GPS (ISO STANDARDS).
THIS DRAWING IS A CONTROLLED DOCUMENT. DIMENSIONING AND TOLERANCING PER GPS (ISO STANDARDS).

DIMENSIONS: MASSEINHEITEN: mm
TOLERANCES UNLESS OTHERWISE SPECIFIED: ALLGEMEINTOLERANZEN
0 PLC ±
1 PLC ±
2 PLC ±
3 PLC ±
4 PLC ±
ANGLES/WINKEL ±
MATERIAL - -
FINISH/OBERFLAECHE/FARBE - -

DWN	O. Snajder	10OCT2018
CHK	J. Sumpelova	10OCT2018
APVD	J. Vais	10OCT2018
PRODUCT SPEC PRODUKTSPEZ.	see note 3	
APPLICATION SPEC VERARBEITUNGSSPEZ.	-	
WEIGHT GEWICHT	-	

TE Connectivity

NAME
HV. CHARGE INLET TYPE 2.
HYB ASSY. 6 sqmm
LOCKING UNIT POSITION UPPER

SIZE	CAGE CODE	DRAWING NO ZEICHNUNGS-NR.	RESTRICTED TO NUR FUER
A1	00779	C-2344189	-

CUSTOMER DRAWING /KUNDENZEICHNUNG | SCALE MASSSTAB 1:1 | SHEET BLATT 1 OF VON 1 | REV D

4805 (3/13)