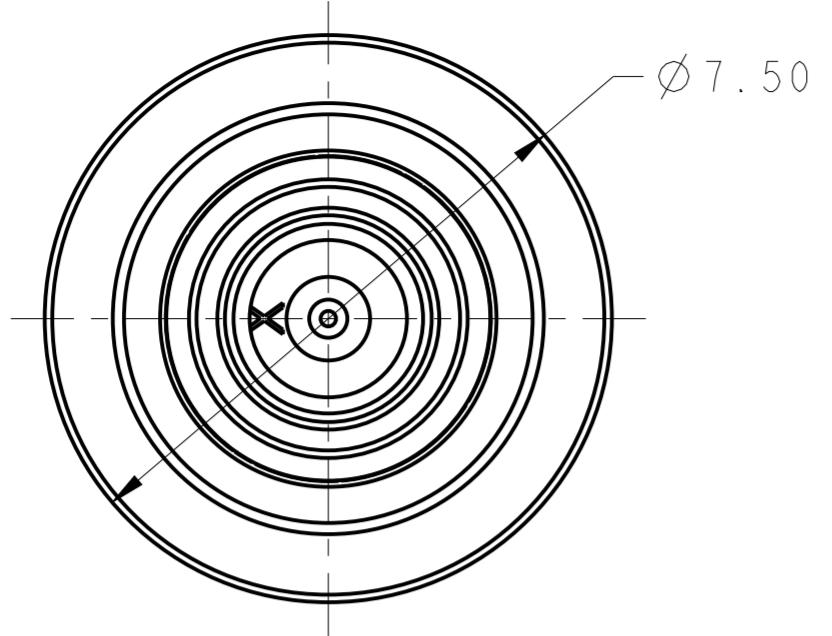


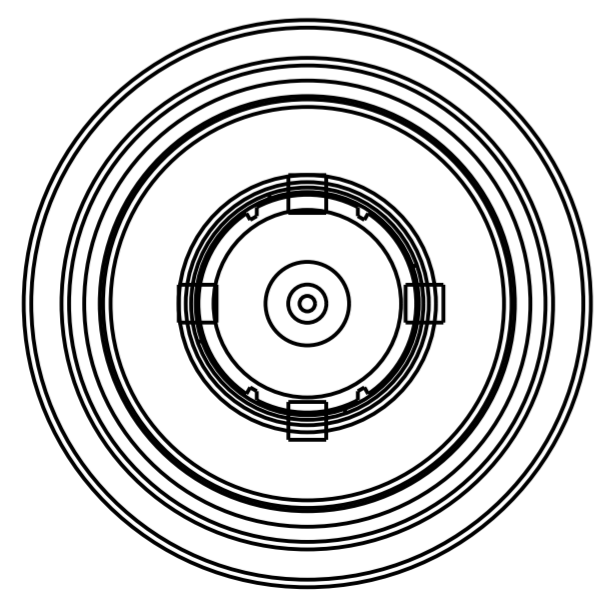
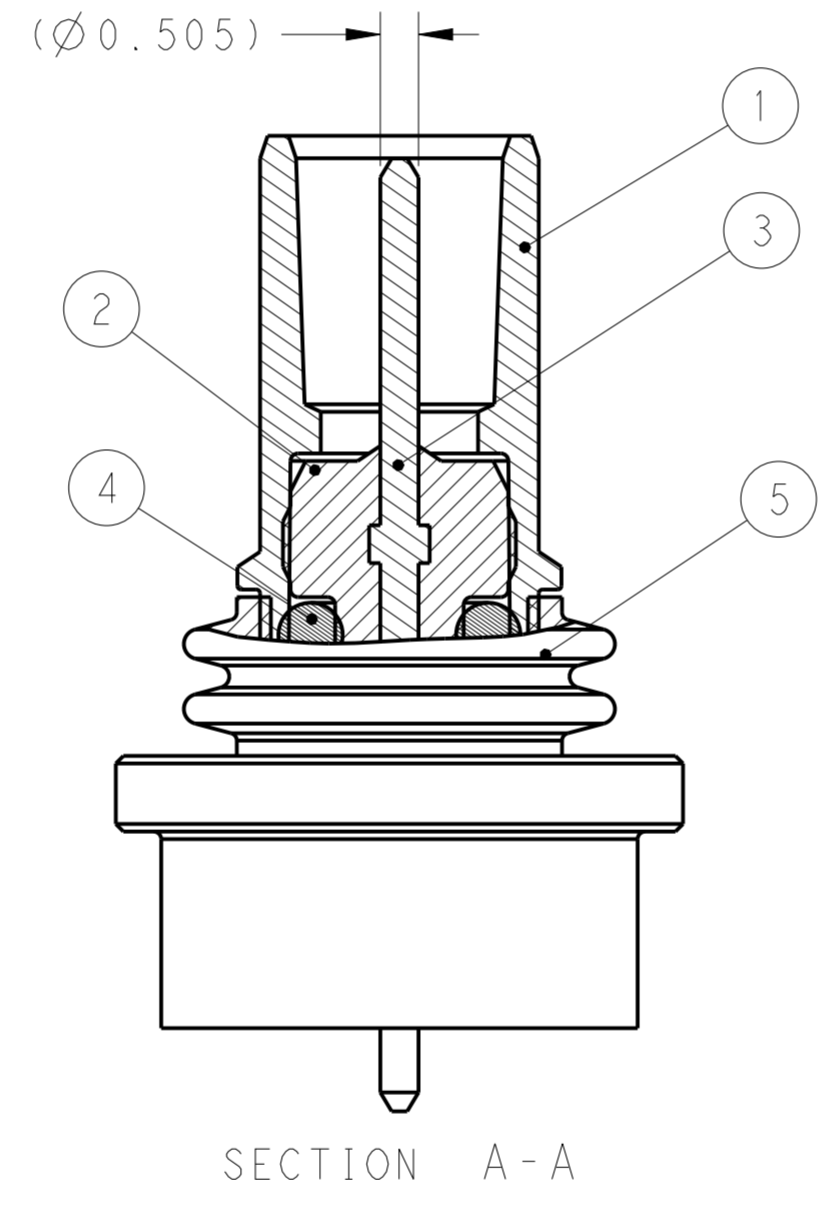
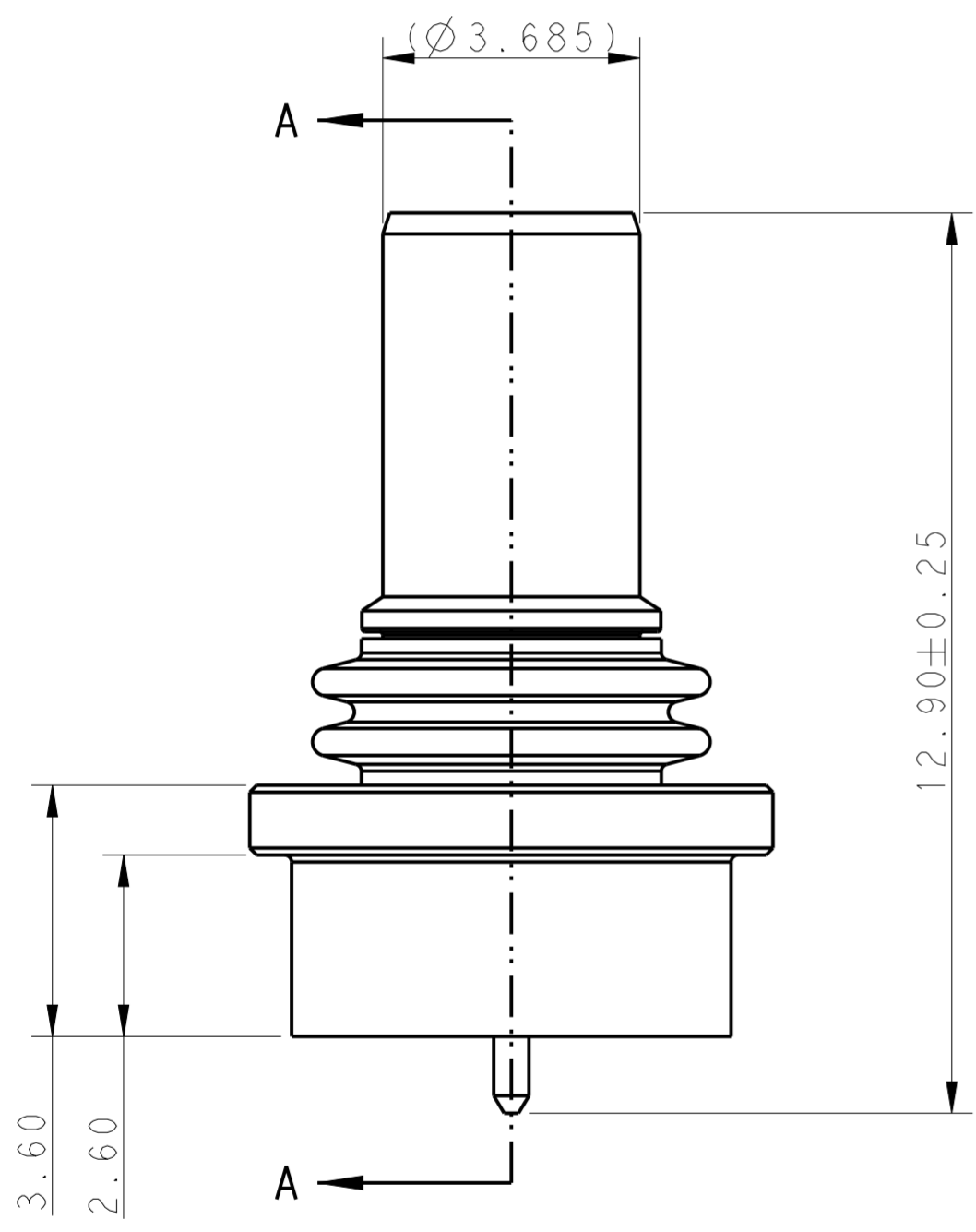
THIS DRAWING IS UNPUBLISHED. RELEASED FOR PUBLICATION 20
 © COPYRIGHT 20 BY - ALL RIGHTS RESERVED.

REVISIONS					
P	LTR	DESCRIPTION	DATE	DWN	APVD
	A	INITIAL RELEASED	31MAY21	L.L	I.Y



NOTE:

- 1. MATERIAL: SEE TABLE
- 2. PACKAGING: TAPE&REEL
- 3. THE INTERFACE COMPLY WITH FAKRA II AS PER ISO20860-1 OR EQUIVALENT DIN/USCAR



ASS. P/N	DESCRIPTION	NO.	MATERIAL	FINISH	QTY.
2338801-1	OUTER SEALING	5	SILICONE RUBBER	/	1
	INNER SEALING	4	SILICONE RUBBER	/	1
	CENTER PIN	3	COPPER ALLOY	GOLD OVER NICKEL	1
	DIELECTRIC	2	LCP	/	1
	OUTER SHIELDING	1	ZN ALLOY	SN OVER NICKEL	1

THIS DRAWING IS A CONTROLLED DOCUMENT.		DWN L.LIU 31MAY21	TE Connectivity
DIMENSIONS: mm		CHK F.PAN 31MAY21	
TOLERANCES UNLESS OTHERWISE SPECIFIED:		APVD I.YIN 31MAY21	
0 PLC ± 1 PLC ±0.2 2 PLC ±0.2 3 PLC ±0.2 4 PLC ± ANGLES ± FINISH -		PRODUCT SPEC 108-160244 APPLICATION SPEC - WEIGHT -	
MATERIAL		CUSTOMER DRAWING	NAME FLOATING CAMERA CONNECTOR TERMINAL SIZE A200779 CAGE CODE C-2338801 DRAWING NO - RESTRICTED TO - SCALE 10:1 SHEET 1 OF 1 REV A