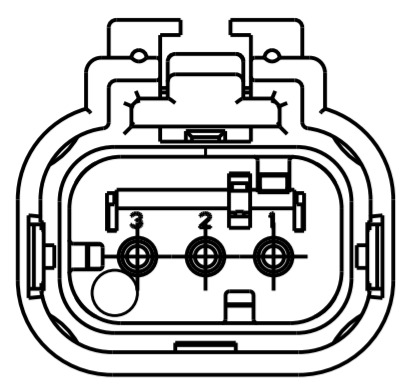
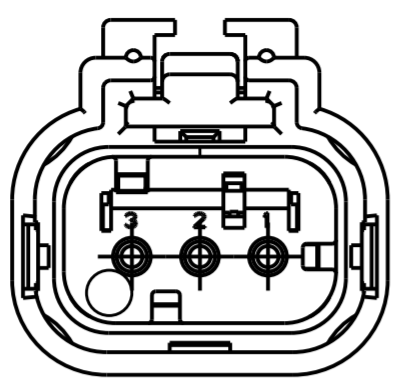


THIS DRAWING IS UNPUBLISHED. RELEASED FOR PUBLICATION. ALL RIGHTS RESERVED.

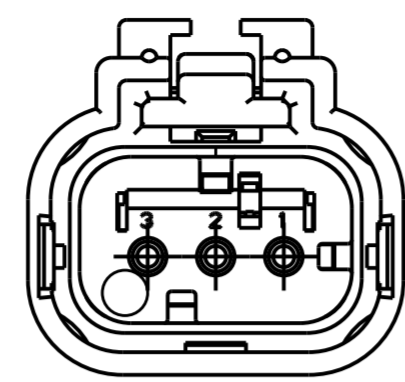
REVISIONS				
P	LTR	DESCRIPTION	DATE	APVD
A		NEW RELEASE	07APR2021	MK BC



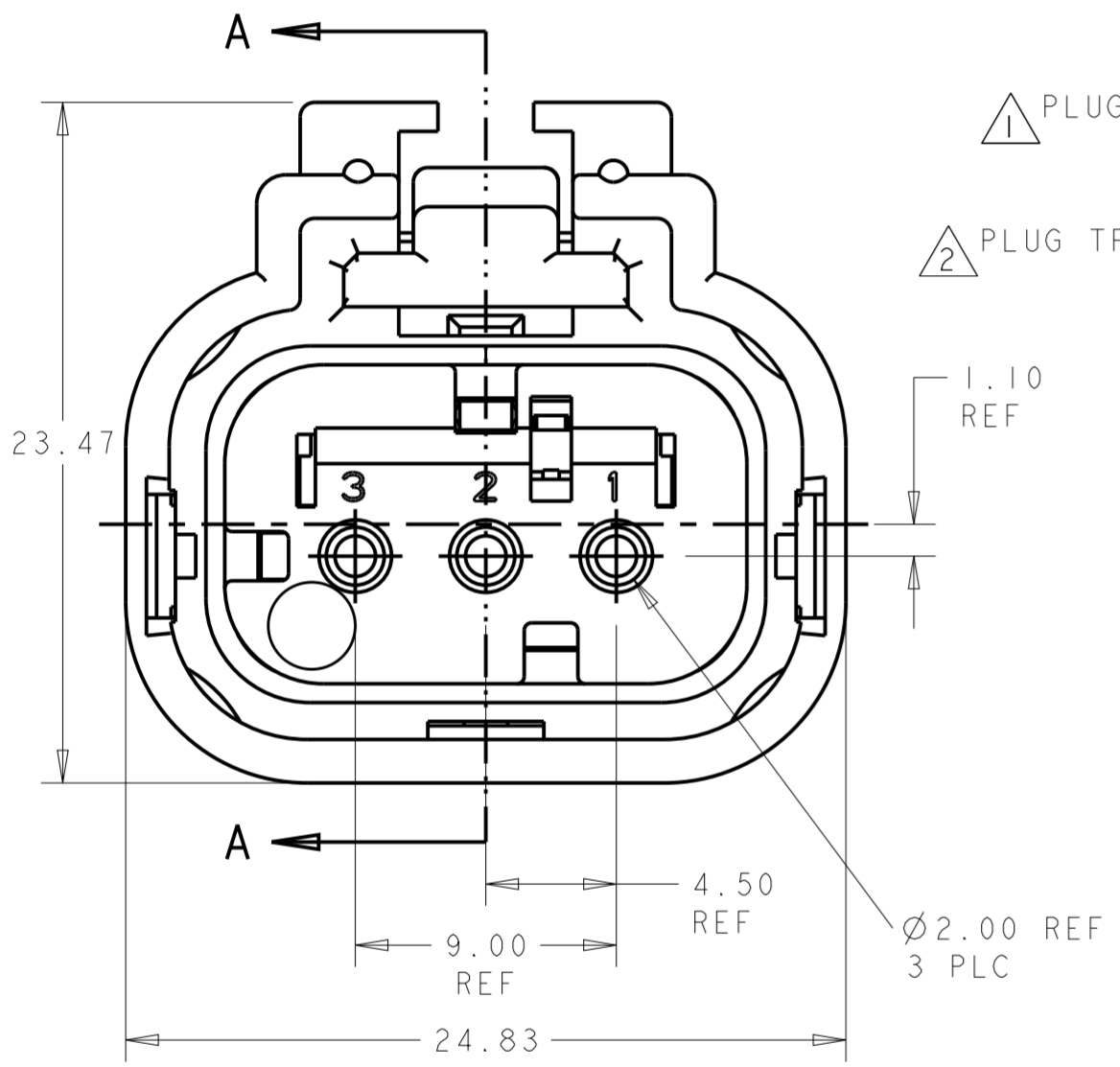
2320921-2
SCALE 2:1
KEY B



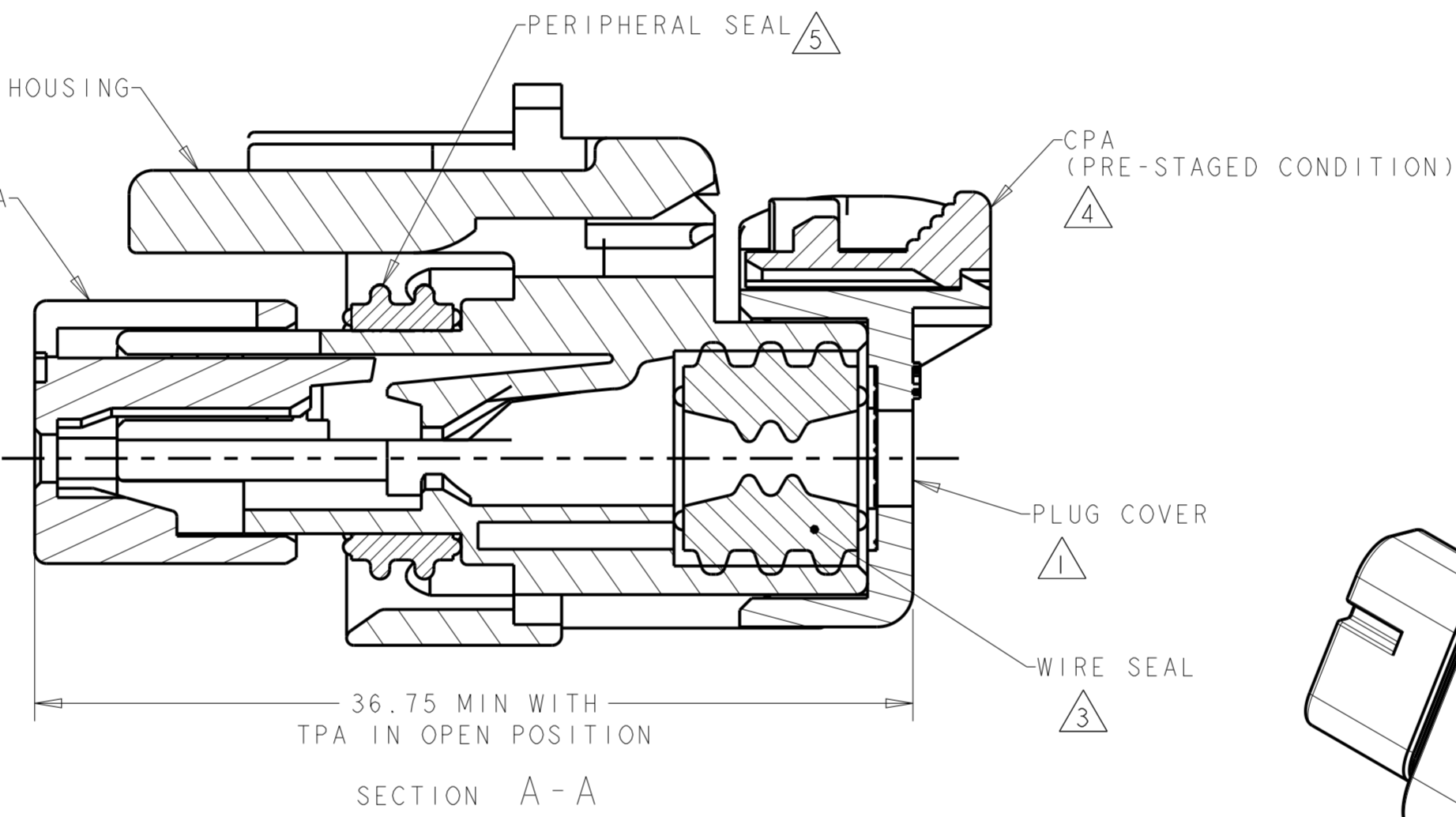
2320921-3
SCALE 2:1
KEY C



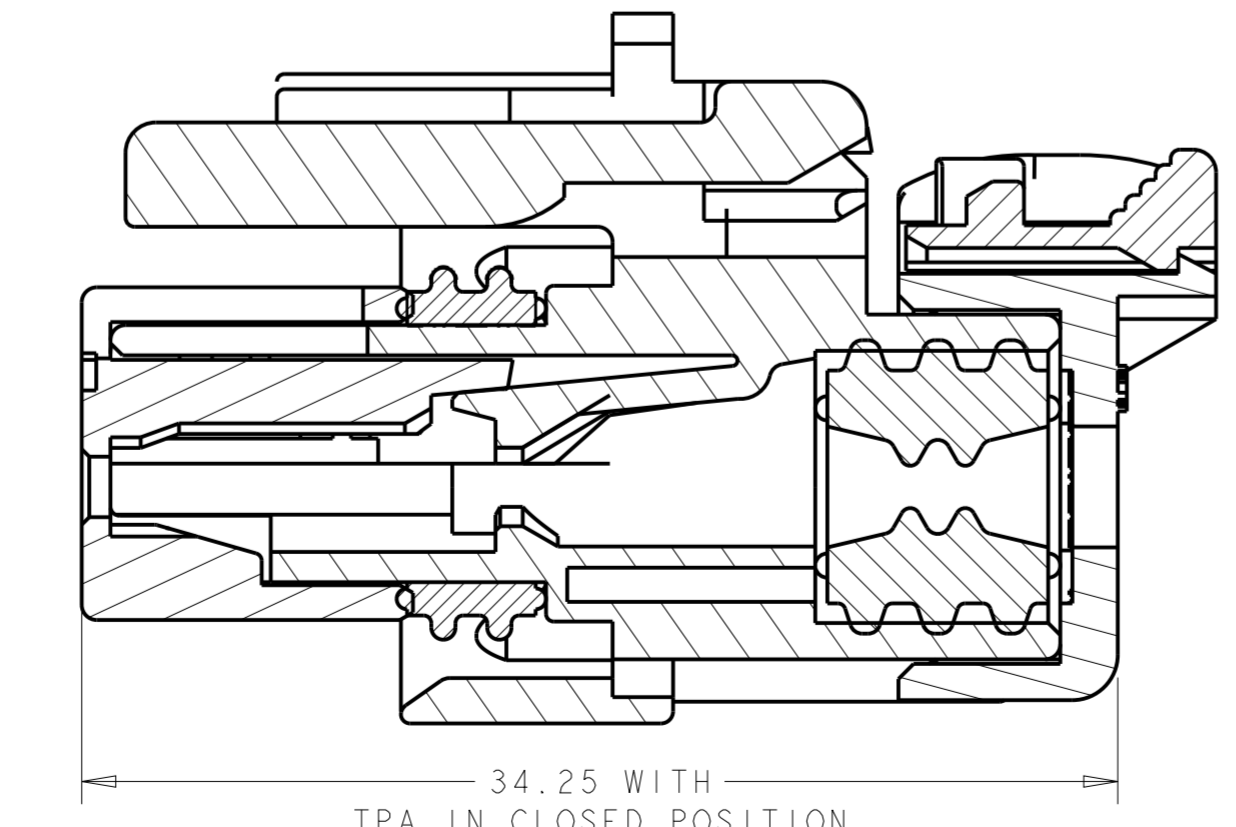
2320921-4
SCALE 2:1
KEY D



2320921-1 SHOWN
KEY A

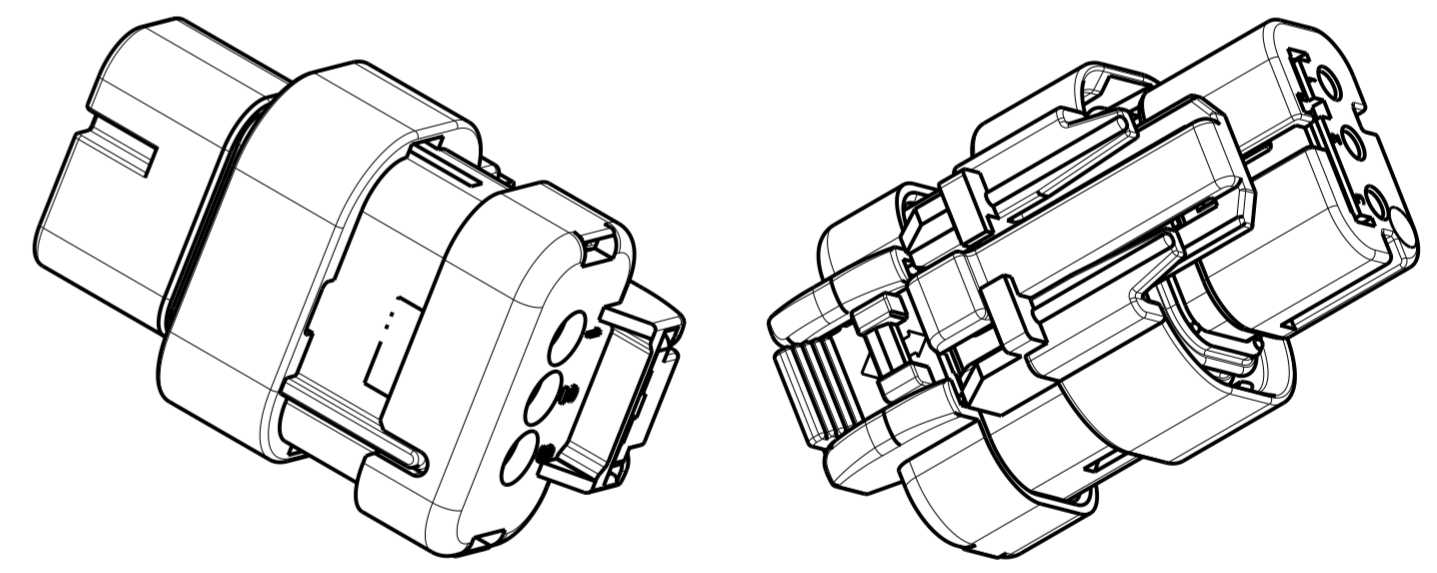


SECTION A-A



SECTION A-A

- 1 MATERIAL: 15% FIBERGLASS REINFORCED PBT
COLOR: GRAY
- 2 MATERIAL: 15% FIBERGLASS REINFORCED PBT
COLOR: (SEE TABLE)
- 3 MATERIAL: SILICONE
COLOR: GREEN
- 4 MATERIAL: 15% FIBERGLASS REINFORCED PBT
COLOR: ORANGE
- 5 MATERIAL: SILICONE
COLOR: TAN
- 6. RECOMMENDED WIRE DIAMETER RANGE IS 2.18 TO 3.67mm.
- 7. RECOMMENDED BACKSHELLS:
STRAIGHT EXIT:
A. 2292798-1 SMOOTH WIRE EXIT
B. 2292798-2 NC12/NW10 CONDUIT WIRE EXIT
C. 2292798-3 NC08/NW7.5 CONDUIT WIRE EXIT
90° EXIT:
D. 2302491-1 SMOOTH WIRE EXIT
E. 2302491-2 NC12/NW10 CONDUIT WIRE EXIT
F. 2302491-3 NC08/NW7.5 CONDUIT WIRE EXIT
- 8. RECOMMENDED SEAL PLUG: 776363-1
- 9. MATING CONNECTOR: 2320914-X.



SCALE 2:1

D	ORANGE	2320921-4
C	PURPLE	2320921-3
B	BLUE	2320921-2
A	TAN	2320921-1
KEY	TPA COLOR	PART NUMBER

THIS DRAWING IS A CONTROLLED DOCUMENT.		DWN J. MCNEAL 17JAN2018	TE Connectivity	
DIMENSIONS: mm		CHK R. BALTER 17JAN2018		
TOLERANCES UNLESS OTHERWISE SPECIFIED:		APVD R. BALTER 17JAN2018	NAME PLUG ASSEMBLY, 3 POSITION, STD DIA SEAL, HIGH TEMP, AMPSEAL 16	
0 PLC ±	1 PLC ±	PRODUCT SPEC 108-32602	SIZE A2	CAGE CODE -
2 PLC ±0.30	3 PLC ±	APPLICATION SPEC 114-32362	DRAWING NO G-2320921	RESTRICTED TO -
4 PLC ±	ANGLES ±1°	WEIGHT 8g	SCALE 4:1	SHEET OF
FINISH		CUSTOMER DRAWING	REV A	