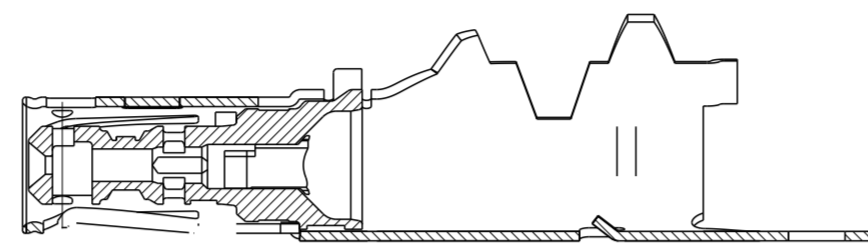
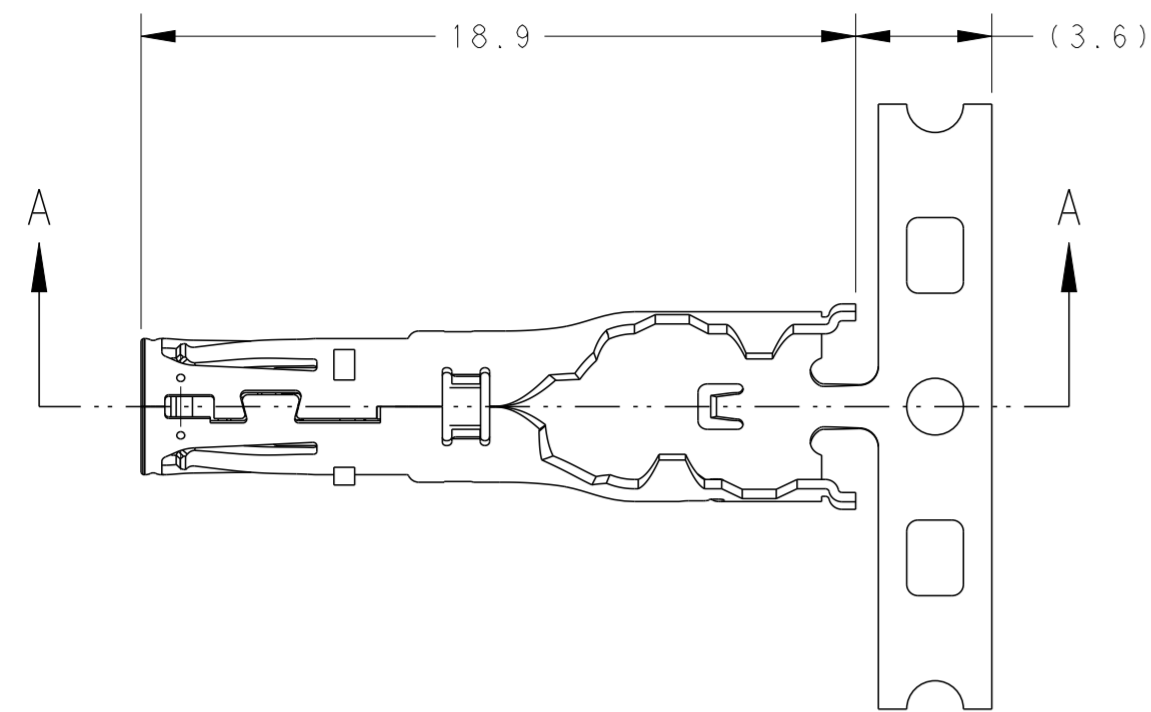
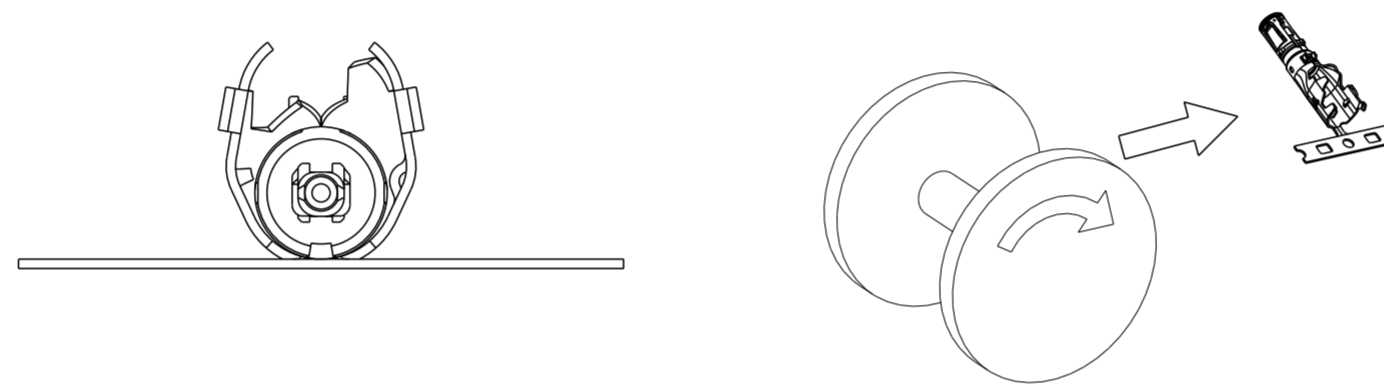
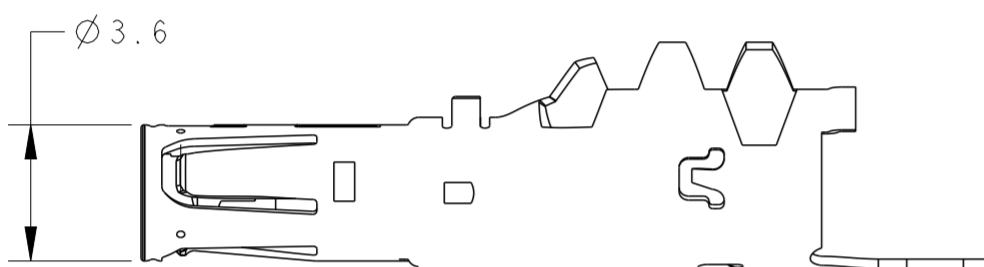


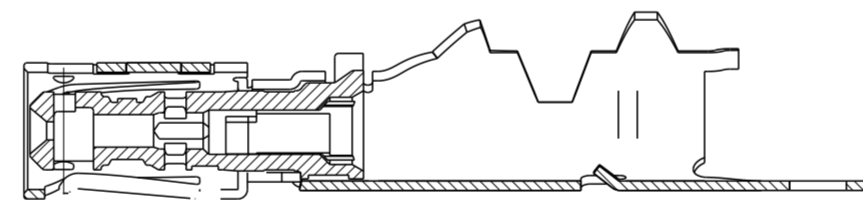
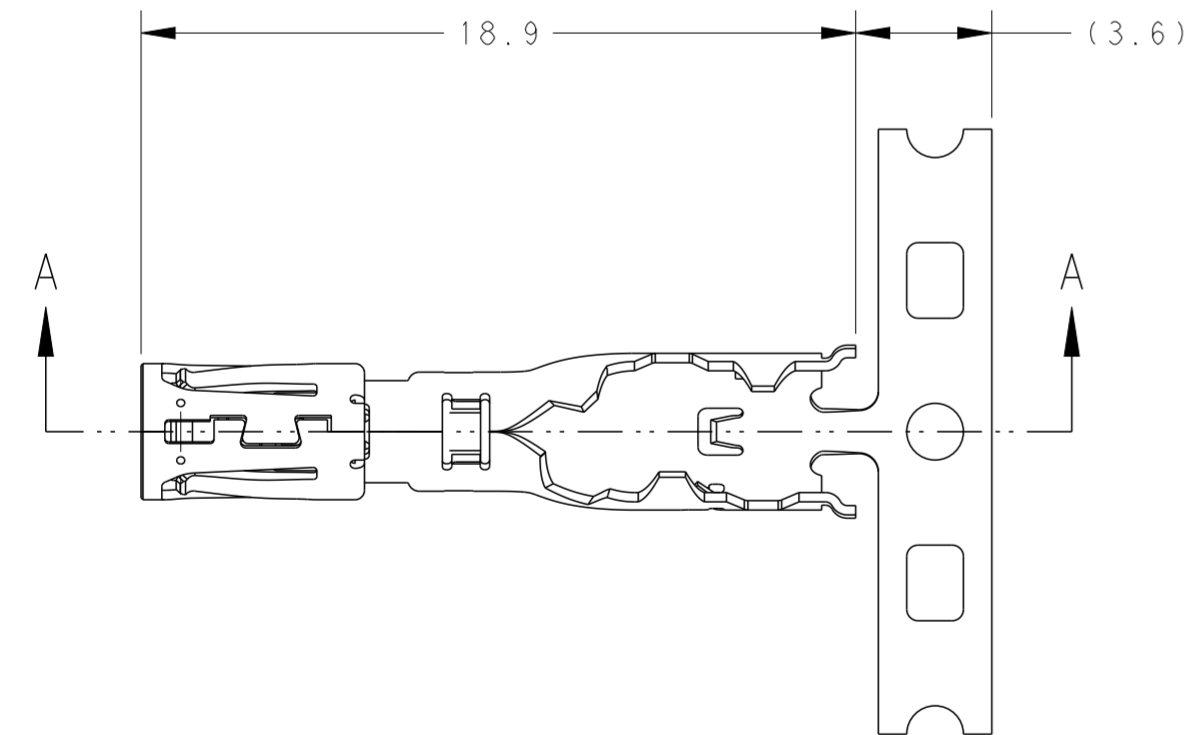
- 1 : AS SHOWN



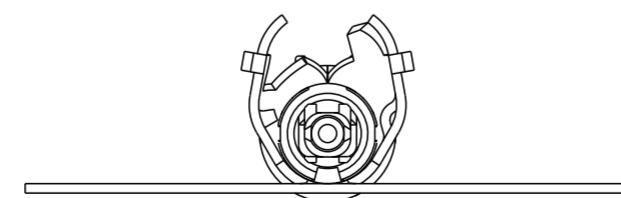
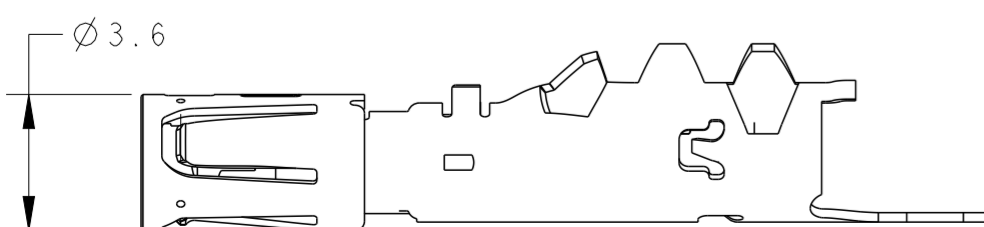
A - A



- 2 : AS SHOWN



A - A



REVISIONS

P	LTR	DESCRIPTION	DATE	DWN	APVD
	A	RELEASED	25JUN2020	YS	TK

1. CRIMPING OPERATION AND APPLICATION TOOL PN SEE SPEC. 114-78018
2. WEIGHT WITHOUT CARRIER STRIP
3. PLATING OF OUTER CONTACT: TIN PLATING

APPLICABLE CABLE	WEIGHT g	MATERIAL	ITEM	PART NO
1.5D	0.43	PBT GF30 COPPER ALLOY	INSULATOR OUTER CONTACT	2312065-2
2.5D	0.53	PBT GF30 COPPER ALLOY	INSULATOR OUTER CONTACT	2312065-1

THIS DRAWING IS A CONTROLLED DOCUMENT.

DIMENSIONS:	TOLERANCES UNLESS OTHERWISE SPECIFIED:
mm	± 0.3
	0-PLC ±
	1-PLC ±0.5
	2-PLC ±0.13
	3-PLC ±0.013
	4-PLC ±0.0001
	ANGLES ±3°
	FINISH -
	-

DWN	Y. SATO	25JUN2020
CHK	T. KUMAMOTO	25JUN2020
APVD	T. KIMURA	25JUN2020
PRODUCT SPEC	108-140140	
APPLICATION SPEC	114-78018	
WEIGHT	SEE TABLE	
CUSTOMER DRAWING		

<b>STE</b> TE Connectivity			
NAME OUTER CONTACT ASSEMBLY FEMALE			
SIZE	CAGE CODE	DRAWING NO	RESTRICTED TO
A2	00779	C-2312065	-
SCALE	5:1	SHEET	1 OF 1
REV	A		