THIS DRAWING IS UNPUBLISHED.
VERTRAULICHE UNVERÖFFENTLICHTE ZEICHNUNG
© COPYRIGHT 2024 BY -
RELEASED FOR PUBLICATION
FREIGABE VERÖFFENTLICHUNG
ALL RIGHTS RESERVED
ALLE RECHTE VORBEHALTEN.

DATED WITH
PASSING ZU

PROJECT NR.

REVISIONS
ÄNDERUNGEN

P	LTR	DESCRIPTION BESCHREIBUNG	DATE	DWN	APVD
	A	New Drawing	30MAR2016	KSC	RPU
	A1	Dimension Ø3.55±0.05 added	06NOV2024	KSC	RPU

CODINGS/Kodierungen
VERSION/Variante I
5:1

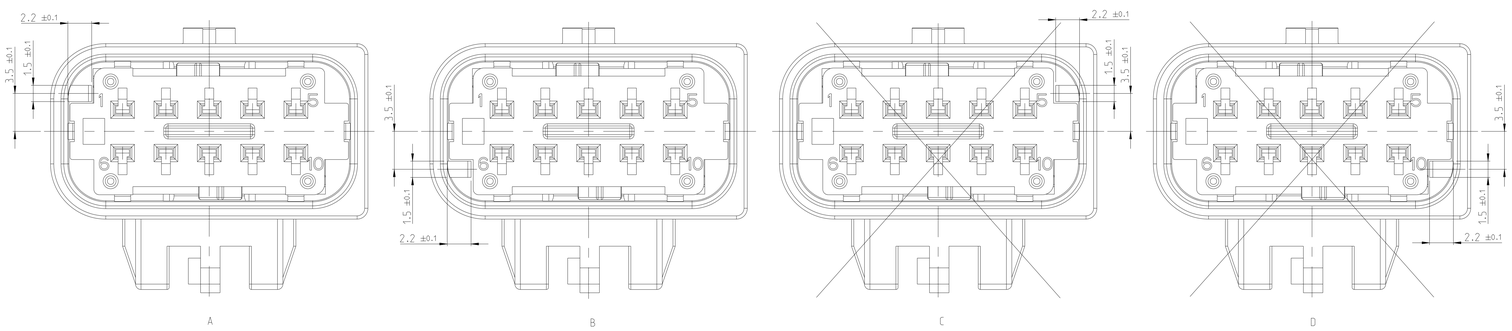

VERSION/Variante II
WITHOUT LOCKING- AND GUIDE PART
ohne Rast-und Fuehrungselement

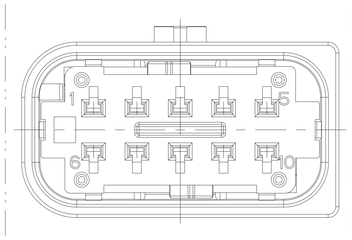

VERSION/Variante III
WITH LOCKING- AND GUIDE PART
mit Rast-und Fuehrungselement

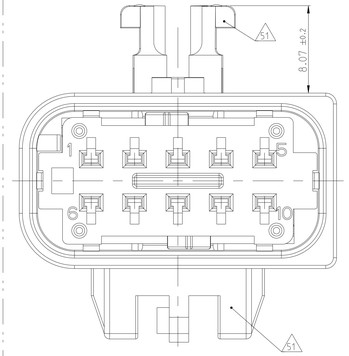

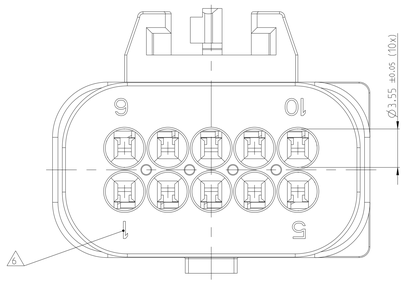

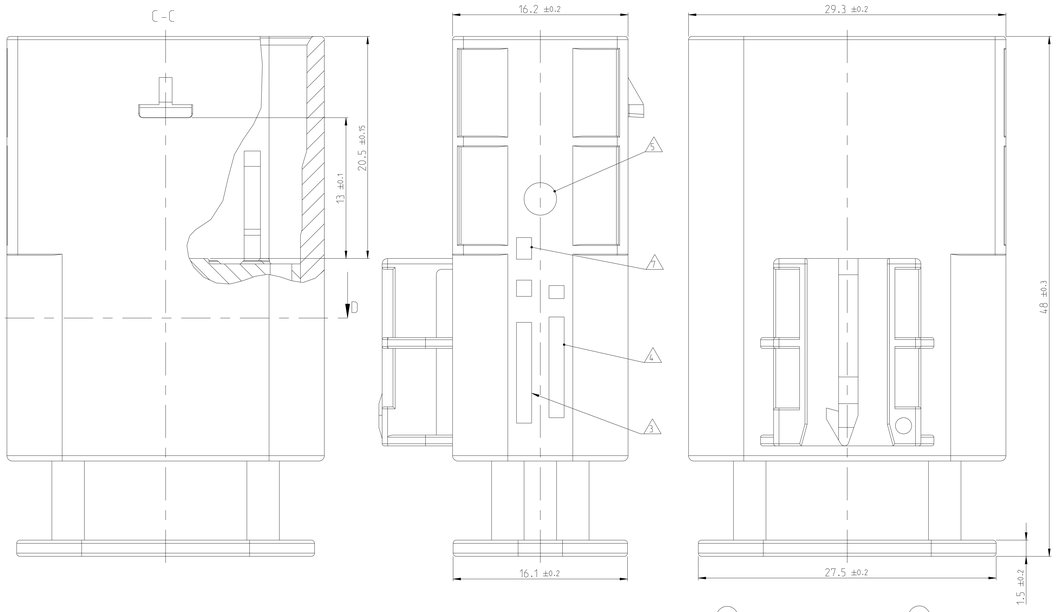

3D-VIEW
3D-Ansicht
1:1

ASSEMBLY
WIRE TO WIRE CONNECTOR
Zusammenbau
Fliegende Kupplung
2:1

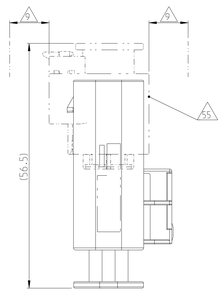

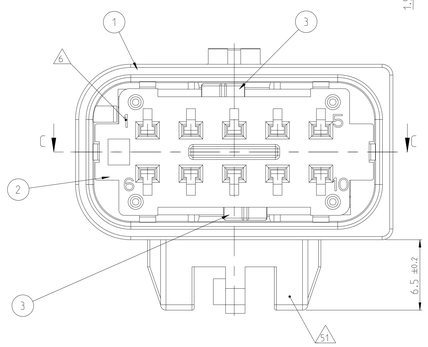

CUT-OUT OF BODY
Karosserie-Durchbruch
2:1

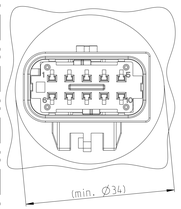

RETAINER (ITEM 3) IN PRE-LOCK POSITION
Kontaktsicherung (Pos. 3) in Vorraststellung
D-D

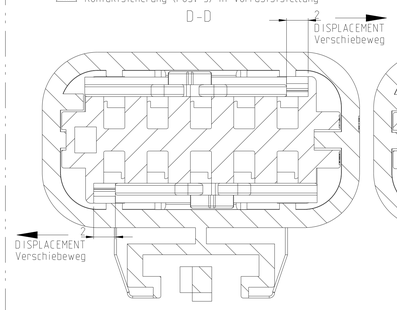

RETAINER (ITEM 3) IN END-LOCK POSITION
Kontaktsicherung (Pos. 3) in Endraststellung
D-D

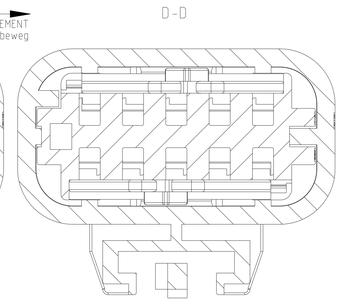

NOTES
Bemerkungen

1 ONLY THE GERMAN LANGUAGE VERSION IS AUTHORITATIVE
Massgebend ist nur der deutsche Text

2 CODING A, VERSION I WITH LOCKING PART AS SHOWN
Kodierung A, Variante I mit Rastelement wie gezeichnet

3 SUPPLIER-MARKING
Lieferantenkennzeichnung

4 MATERIAL IDENTIFICATION
Materialkennzeichnung

5 DATE MARKING
Datumskennzeichnung

6 CAVITY IDENTIFICATION
Kammerkennzeichnung

7 MOULD CAVITY MARKING: X.Y
X = MOULD NO.
Y = MOULD CAVITY NO.
Formnestkennzeichnung: X.Y
X = Werkzeug-Nr.
Y = Formnest-Nr.

8 NO REGRIND ALLOWED
Rezyklatfrei

9 SPACE OF ACTIVITY MIN. 15 mm
Betaetigungsfreiraum min.

10 DELIVERY CONDITION: RETAINER (ITEM 3) IN PRE-LOCK POSITION
Auslieferungszustand: Kontaktsicherung (Pos. 3) in Vorraststellung

11 MAX. WIRE SIZE 1.0 mm²
CABLE INSULATION Ø 2.1 mm
Max. Leitungsquerschnitt 1.0 mm²
Kabelisolierung Ø 2.1 mm

12 TE CONNECTIVITY ORDER-NO.
TE Connectivity Bestell-Nr.

NOTE Bem.	FEATURE Merkmal	TE Connectivity - No.
50	CONTACTS BY TE CONNECTIVITY 11 Kontakte von TE Connectivity	1418754 SINGLE WIRE SEAL VERSION Einzeldichtungsversion
51	SPEC. LOCKING-/GUIDE PART Spez. Rast-/Fuehrungselemente	114-18063-002
52	PRODUCT-SPEC. Produkt-Spez.	108-94453
53	APPLICATION-SPEC. Verarbeitungs-Spez.	114-94327
54	ACCORDING TO INTERFACE BY TE CONNECTIVITY Nach AV von TE Connectivity	114-94328
55	MATING TO CONNECTOR BY TE CONNECTIVITY Passend zu Gehaeuse von TE Connectivity	2282337
56	PROTECTIVE COLLAR Schutzkragen	208-18025

COD	TE Connectivity Bestell-Nr. ORDER-NO.	REV	QTY	Benennung TITLE	Werkstoff MATERIAL	Oberflaeche/Farbe SURFACE/COLOUR	Pos. ITEM	Variante VERSION
B	2-2301521-7	A	2	RETAINER Kontaktsicherung	PBT-GF20	violett/VIOLETT aehnl./SIM. RAL 4006	3	III
			1	INNER HOUSING Stiftgehaeuse	PBT-GF20	natur/NATURE	2	
			1	COVER HOUSING Umgehaeuse	PA66-GF30	schwarz/BLACK aehnl./SIM. RAL 9005	1	
A	1-2301521-7	A	2	RETAINER Kontaktsicherung	PBT-GF20	violett/VIOLETT aehnl./SIM. RAL 4006	3	III
			1	INNER HOUSING Stiftgehaeuse	PBT-GF20	schwarz/BLACK aehnl./SIM. RAL 9005	2	
			1	COVER HOUSING Umgehaeuse	PA66-GF30	schwarz/BLACK aehnl./SIM. RAL 9005	1	
B	2-2301521-6	A	2	RETAINER Kontaktsicherung	PBT-GF20	violett/VIOLETT aehnl./SIM. RAL 4006	3	II
			1	INNER HOUSING Stiftgehaeuse	PBT-GF20	natur/NATURE	2	
			1	COVER HOUSING Umgehaeuse	PA66-GF30	schwarz/BLACK aehnl./SIM. RAL 9005	1	
A	1-2301521-6	A	2	RETAINER Kontaktsicherung	PBT-GF20	violett/VIOLETT aehnl./SIM. RAL 4006	3	II
			1	INNER HOUSING Stiftgehaeuse	PBT-GF20	schwarz/BLACK aehnl./SIM. RAL 9005	2	
			1	COVER HOUSING Umgehaeuse	PA66-GF30	schwarz/BLACK aehnl./SIM. RAL 9005	1	
B	2-2301521-5	A	2	RETAINER Kontaktsicherung	PBT-GF20	violett/VIOLETT aehnl./SIM. RAL 4006	3	I
			1	INNER HOUSING Stiftgehaeuse	PBT-GF20	natur/NATURE	2	
			1	COVER HOUSING Umgehaeuse	PA66-GF30	schwarz/BLACK aehnl./SIM. RAL 9005	1	
A	1-2301521-5	A	2	RETAINER Kontaktsicherung	PBT-GF20	violett/VIOLETT aehnl./SIM. RAL 4006	3	I
			1	INNER HOUSING Stiftgehaeuse	PBT-GF20	schwarz/BLACK aehnl./SIM. RAL 9005	2	
			1	COVER HOUSING Umgehaeuse	PA66-GF30	schwarz/BLACK aehnl./SIM. RAL 9005	1	

THIS DRAWING IS A CONTROLLED DOCUMENT.
TOLERANCES UNLESS OTHERWISE SPECIFIED ACC. TO DIN N742
CENTRIC TO NOMINAL DIMENSION.
DIMENSIONS: MASSEINHEITEN mm
TOLERANCES UNLESS OTHERWISE SPECIFIED ALLGEMEINTOLERANZEN
0 PLC ±
1 PLC ±
2 PLC ±
3 PLC ±
4 PLC ±
ANGLES/WINKEL ±4°
MATERIAL - - -
FINISH/OBERFLÄCHE/FARBE - - -

DWN 30MAR2016 K. Schaffnit
CHK R. Puchner
APVD J. Woller
PRODUCT SPEC PRODUKTSPEC. 52
APPLICATION SPEC VERARBEITUNGSSPEC. 53
WEIGHT GEWICHT -
CUSTOMER DRAWING /KUNDENZEICHNUNG

TE Connectivity

NAME 10POS. TAB 1.2x0.6. PIN HOUSING
10pol. Stift 1.2x0.6. Stiftgehaeuse
-

SIZE A0 | CAGE CODE 00779 | DRAWING NO (SCHMUCK-NR.) C=2301521 | RESTRICTED TO NUR FÜER -

SCALE MASSSTAB 5:1 | SHEET BLATT 1 | OF VON 1 | REV A1

4806 (3/13)