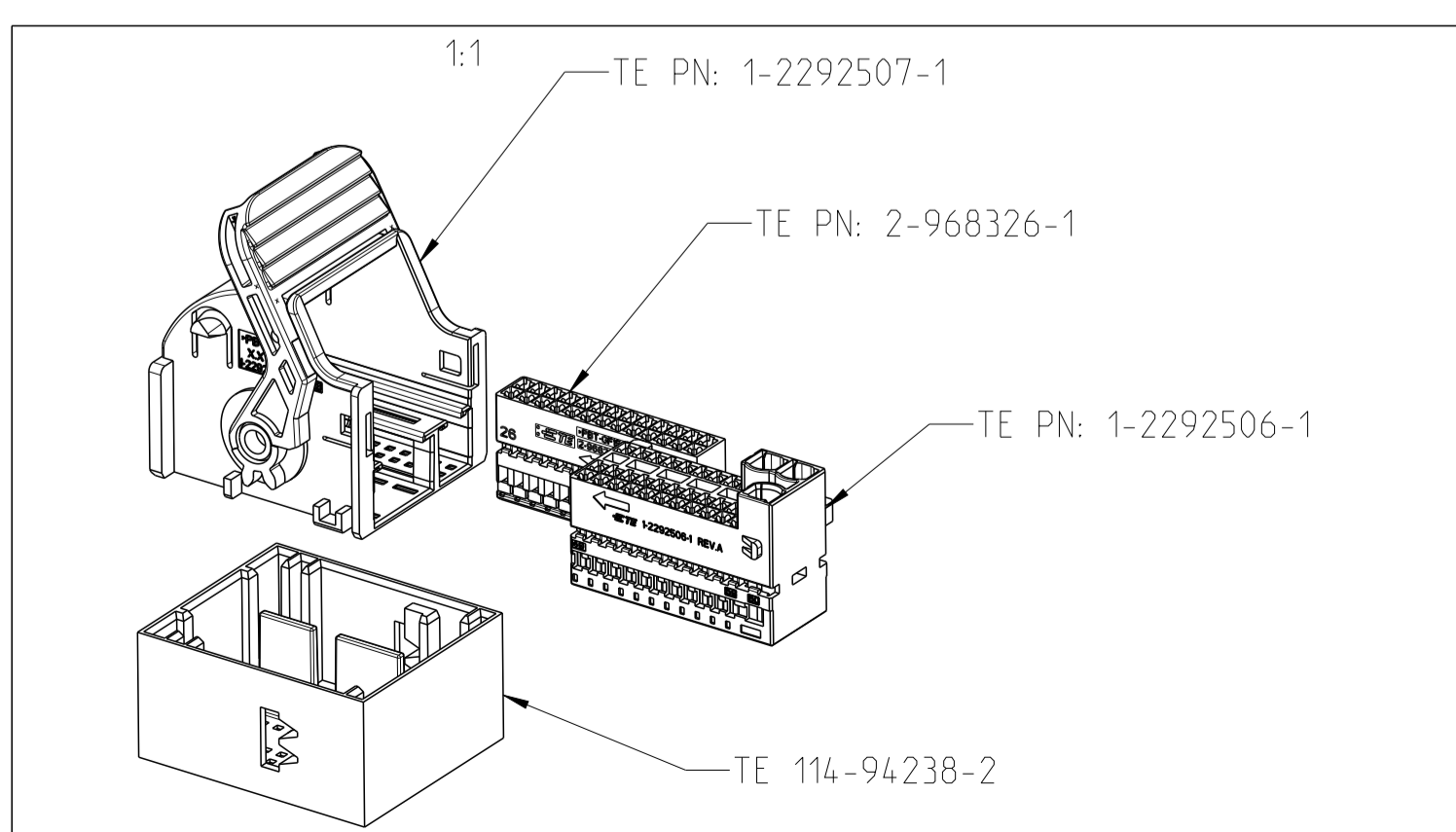
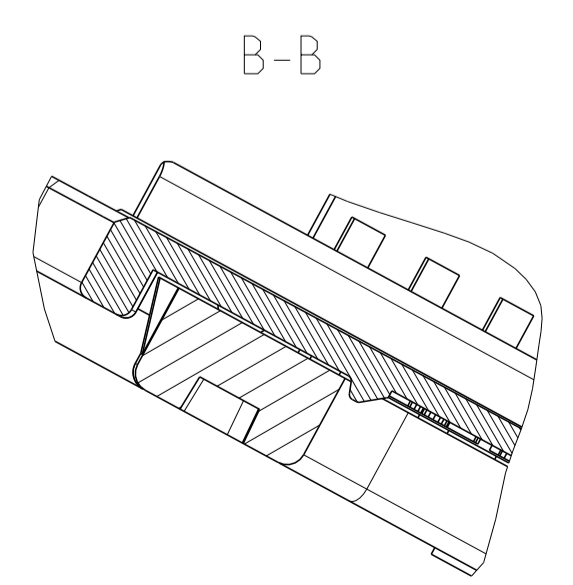
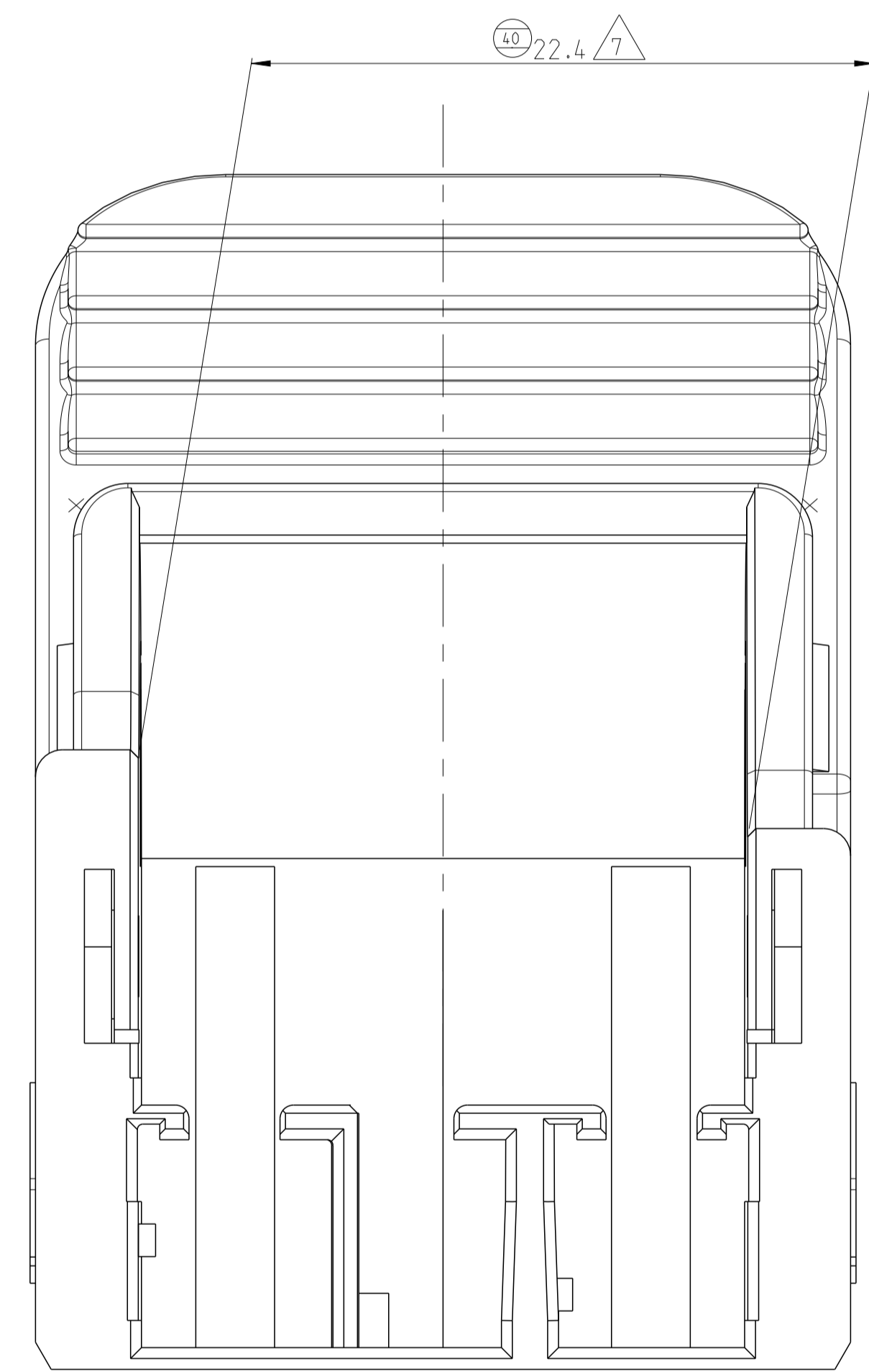
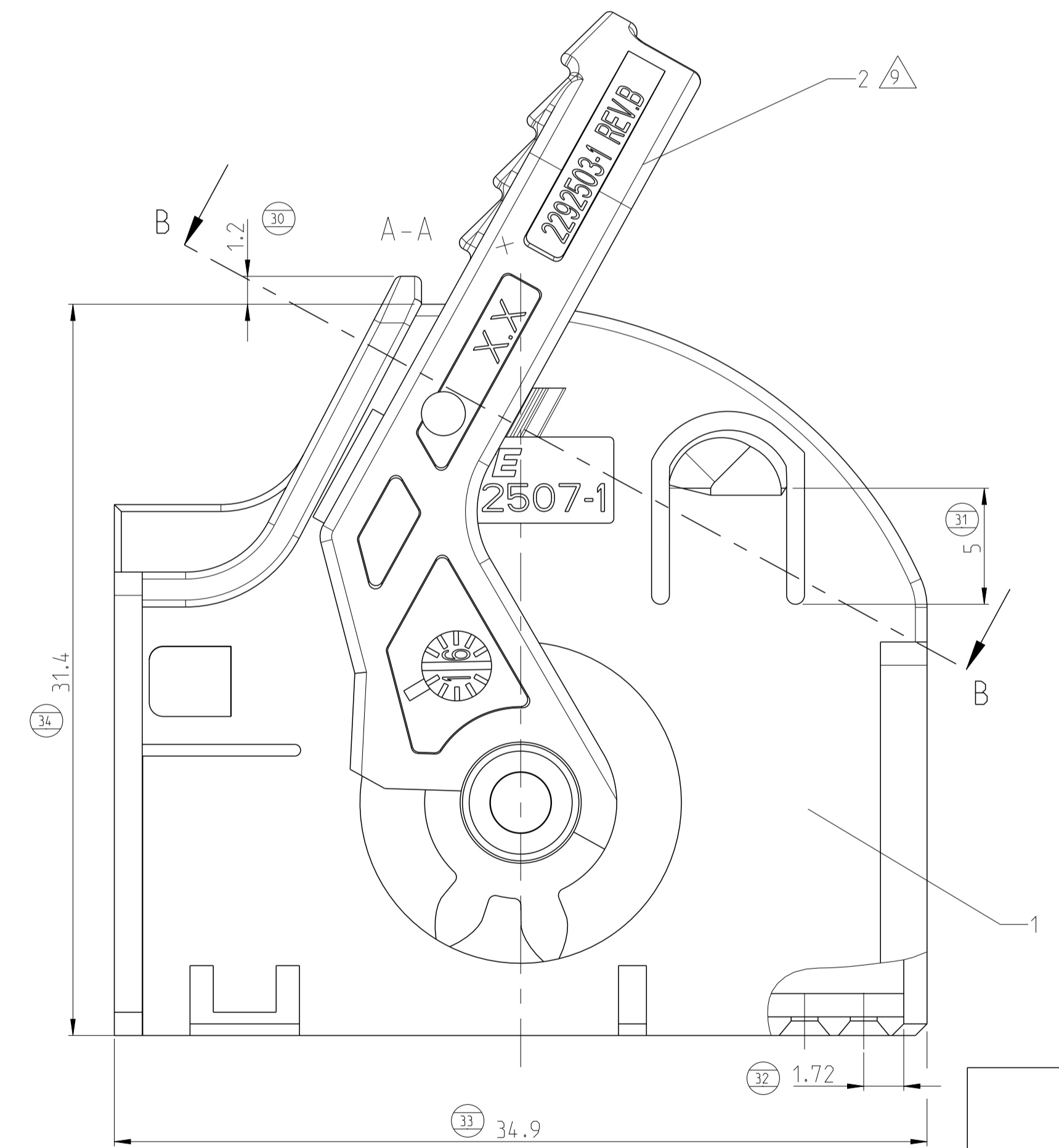
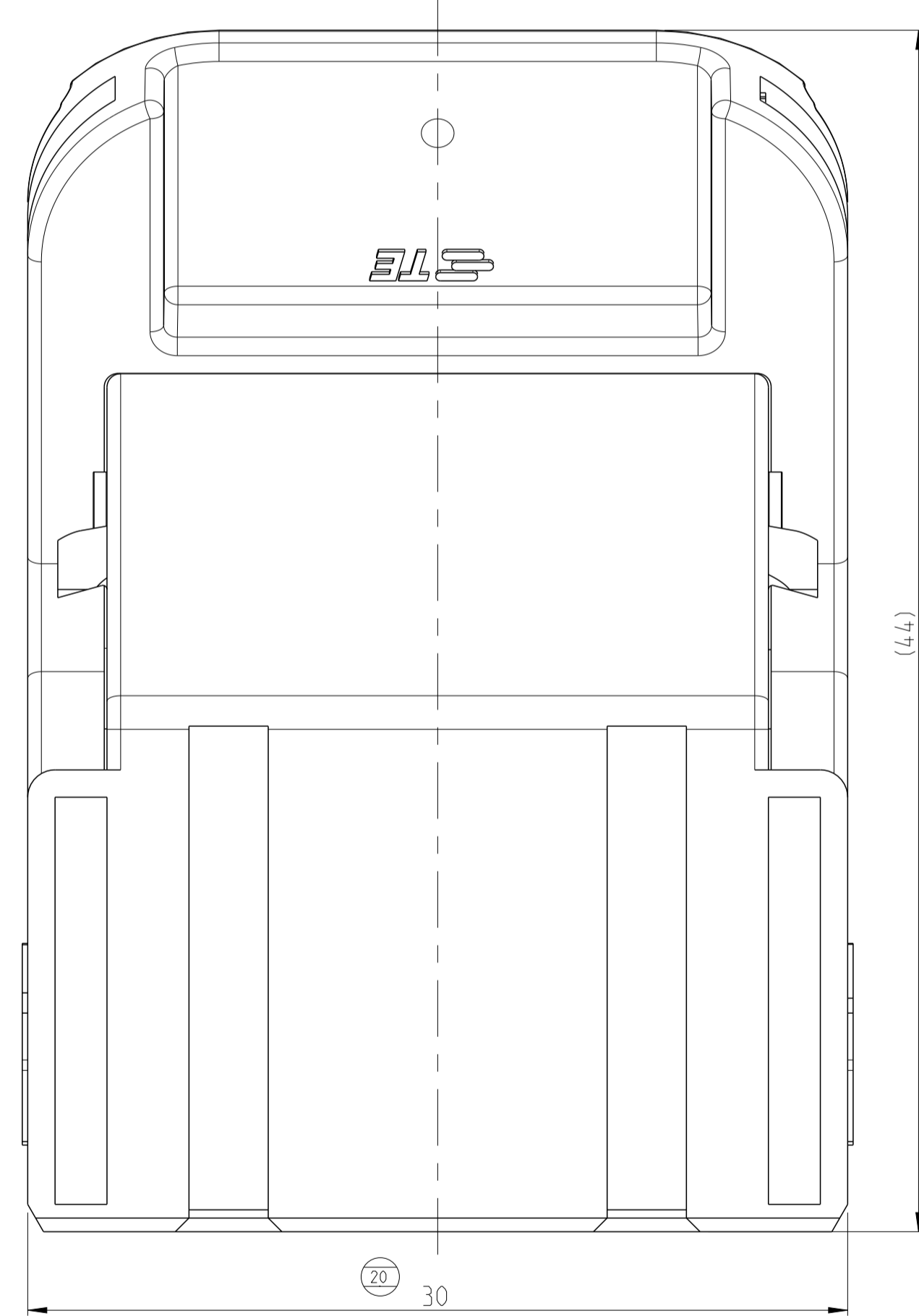
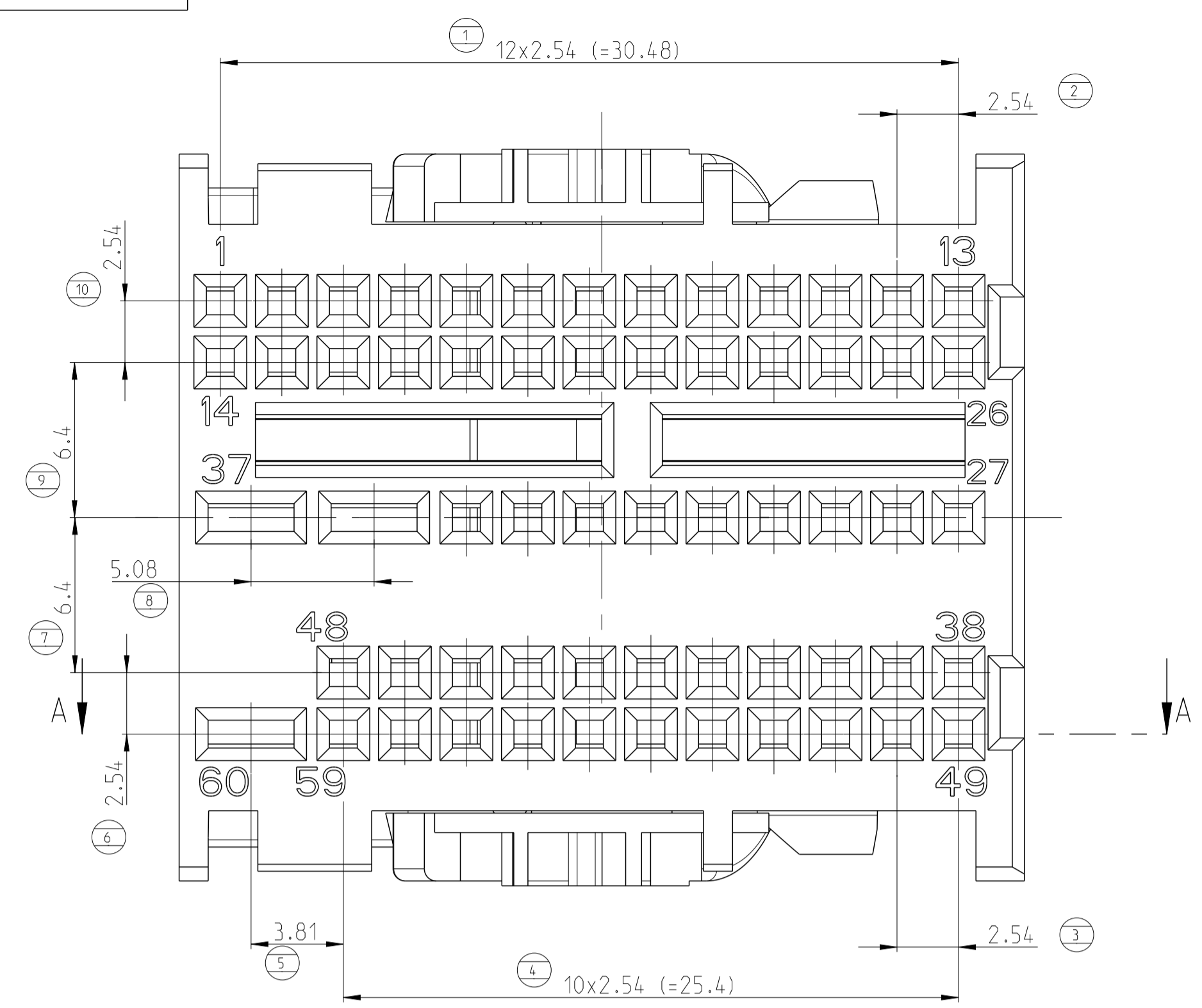


| REVISONS | | DATE | DWN | APVD |
|----------|-----|-------------------------------|-----------|-----------|
| P | LTM | DESCRIPTION | | |
| A | | ECR-16-007671 | 07JUN2016 | M.F. M.B. |
| A1 | | ECR-17-002666 DRAWING UPDATED | 23FEB2017 | M.F. M.B. |
| A2 | | ECR-17-003853 NOTE UPDATED | 16MAR2017 | M.F. M.B. |
| A3 | | REVISED PER ECO-20-018077 | 23DEC2020 | AP VN |



| TE REVISION | DESCRIPTION OF CHANGE |
|-------------|--|
| 1 | PRELIMINARY DRAWING |
| 2 | ADDED PART NUMBER FOR SERIAL (P/N 1-2292507-1) |
| 3 | LOCKING HOOK OF COVER CHANGED TO INCREASE THE LEVER HOLDING FORCE (PICTURE OF LOCKING HOOK SHOWN). TABLE WITH DESCRIPTION ADDED. |
| 4 | UPDATED DRAWING WITH THE CORRECT DASH NUMBER |
| A | LOCKING HOOK OF COVER CHANGED TO INCREASE THE LEVER HOLDING FORCE. DELIVERY CONDITION OF LEVER CHANGED TO PRE-LOCKING POSITION. |
| A1 | DELETED PRELIMINARY NOTES |
| A2 | DELETED THE INCORRECT DELIVERY CONDITION OF NOTE "B". PRESENT IN THE DRAWING REVISION A1 |
| A3 | IN NOTE 1, INTERFACE TE DRAWING NUMBER CHANGED FROM 114-94238-1 TO 114-94238-2. |

| ASSY P/N | ASSY REV. | Q.TY | DESCRIPTION | MATERIAL | COLOUR | ITEM |
|-------------|-----------|------|---------------|----------|-----------|------|
| 1-2292507-1 | A | 1 | LEVER | PBT-GF20 | GREY | 2 |
| | | 1 | COVER, 60POS. | PBT-GF10 | BLUE GREY | 1 |

- NOTES:
- 1 PERTAINING INTERFACE SEE TE DRAWING 114-94238-2;
 - 2 SUITABLE TO SOCKET HOUSING. SEE DRAWINGS 968326, 2292506;
 - 3 THE MANUFACTURER CAN CHANGE DETAILS OF THE DESIGN;
 - 4 PART LINE PERMITTED MAX. 0.3;
 - 5 SPLIT LINE PERMITTED MAX 0.3;
 - 6 PACKAGING: LOOSE PIECE
 - 7 WARPAGE PERMITTED TO MAX. 2mm (TO MINUS-DIRECTION);
 - 8 TOLERANCES UNLESS OTHERWISE SPECIFIED ACC. TO DIN 16901-140 CENTRIC TO NOMINAL DIMENSION. EDITION 1982-11 SHALL APPLY.
 - 9 CONDITION ON DELIVERY: LEVER LOCKED IN PRE-POSITION IF NOT IN PRE-LOCKING POSITION AFTER TRANSPORTATION. PLEASE RELOCK IN PRE-LOCKING POSITION.

**P/N 1-2292507-1
AS SHOWN**

| | | | | |
|---|--|---|---|----------------------|
| THIS DRAWING IS A CONTROLLED DOCUMENT. DIMENSIONING AND TOLERANCING PER GPS (ISO STANDARDS) UNLESS OTHERWISE SPECIFIED: | | DWN: D. SPINICICH 12MAR2015 CHK: M. BARBERIS 12MAR2015 | TE Connectivity NAME: COVER, 60 POS.. ASSY | |
| DIMENSIONS: mm | TOLERANCES UNLESS OTHERWISE SPECIFIED: | APVD: - | PRODUCT SPEC | RESTRICTED TO |
| 0 PLC | ±0.1 | | APPLICATION SPEC | |
| 1 PLC | ±0.15 | | | |
| 2 PLC | ±0.2 | | | |
| 3 PLC | ±0.3 | | | |
| 4 PLC | ±0.4 | | | |
| ANGLES | ±0.5 | | | |
| MATERIAL: SEE TABLE | FINISH: SEE TABLE | WEIGHT: 9g | SIZE: A1 | RESTRICTED TO |
| | | CUSTOMER DRAWING | SCALE: 5:1 | SHEET 1 OF 1 REV: A3 |