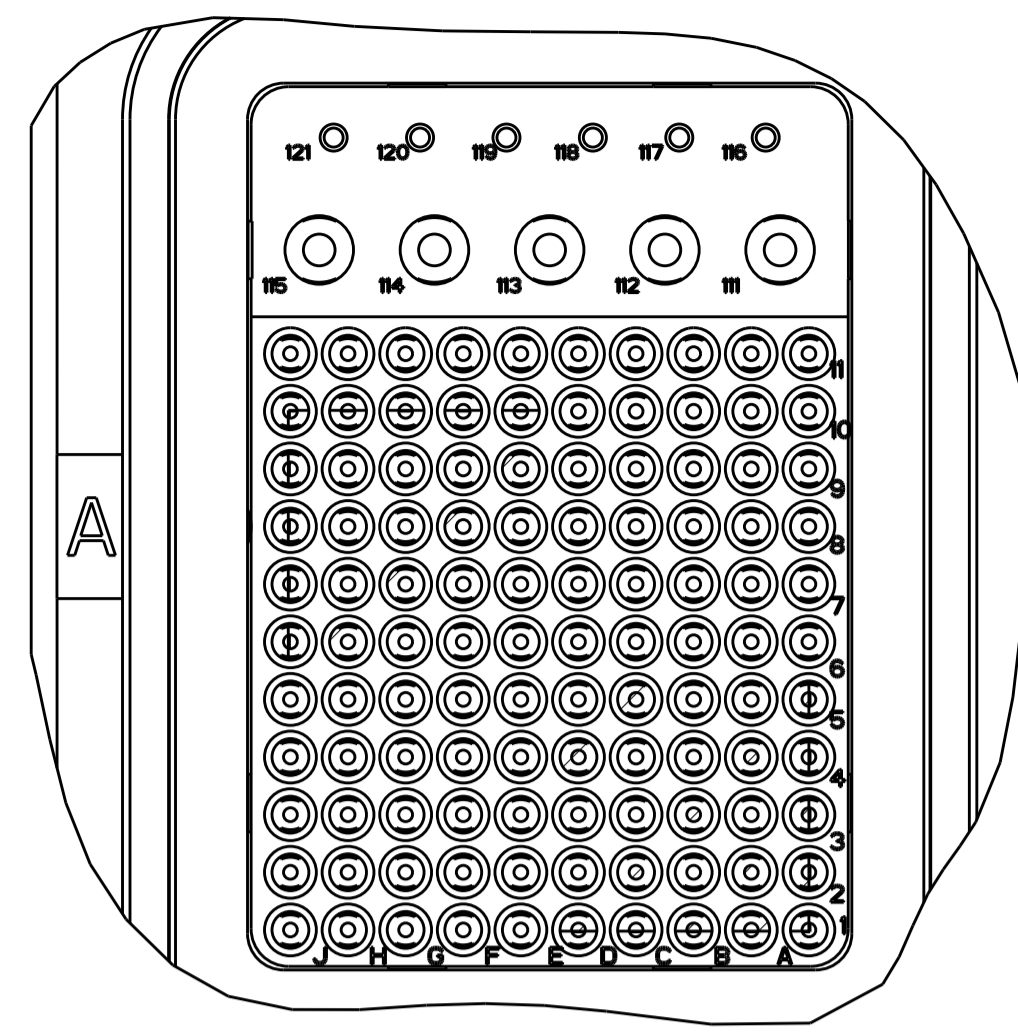
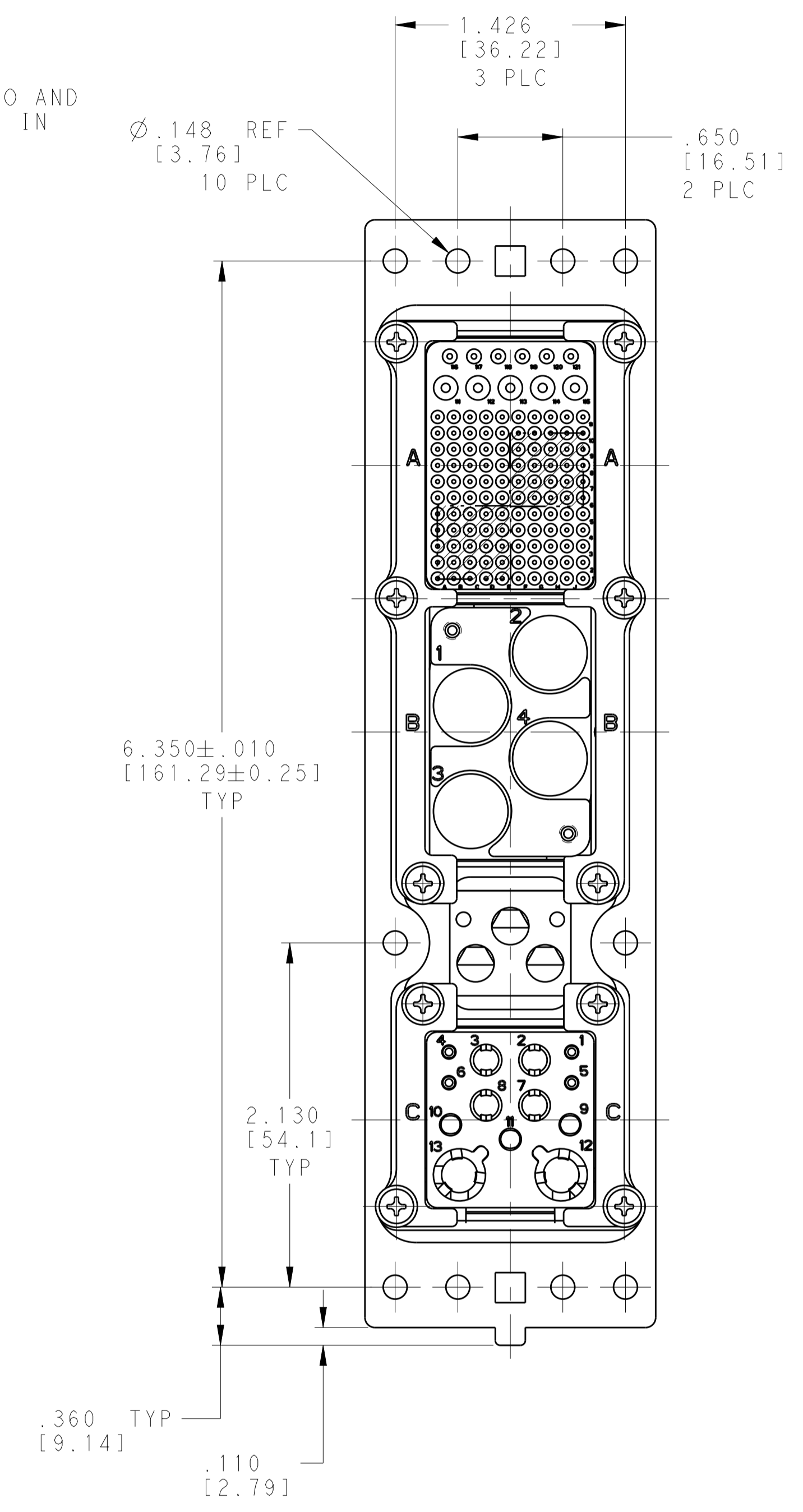
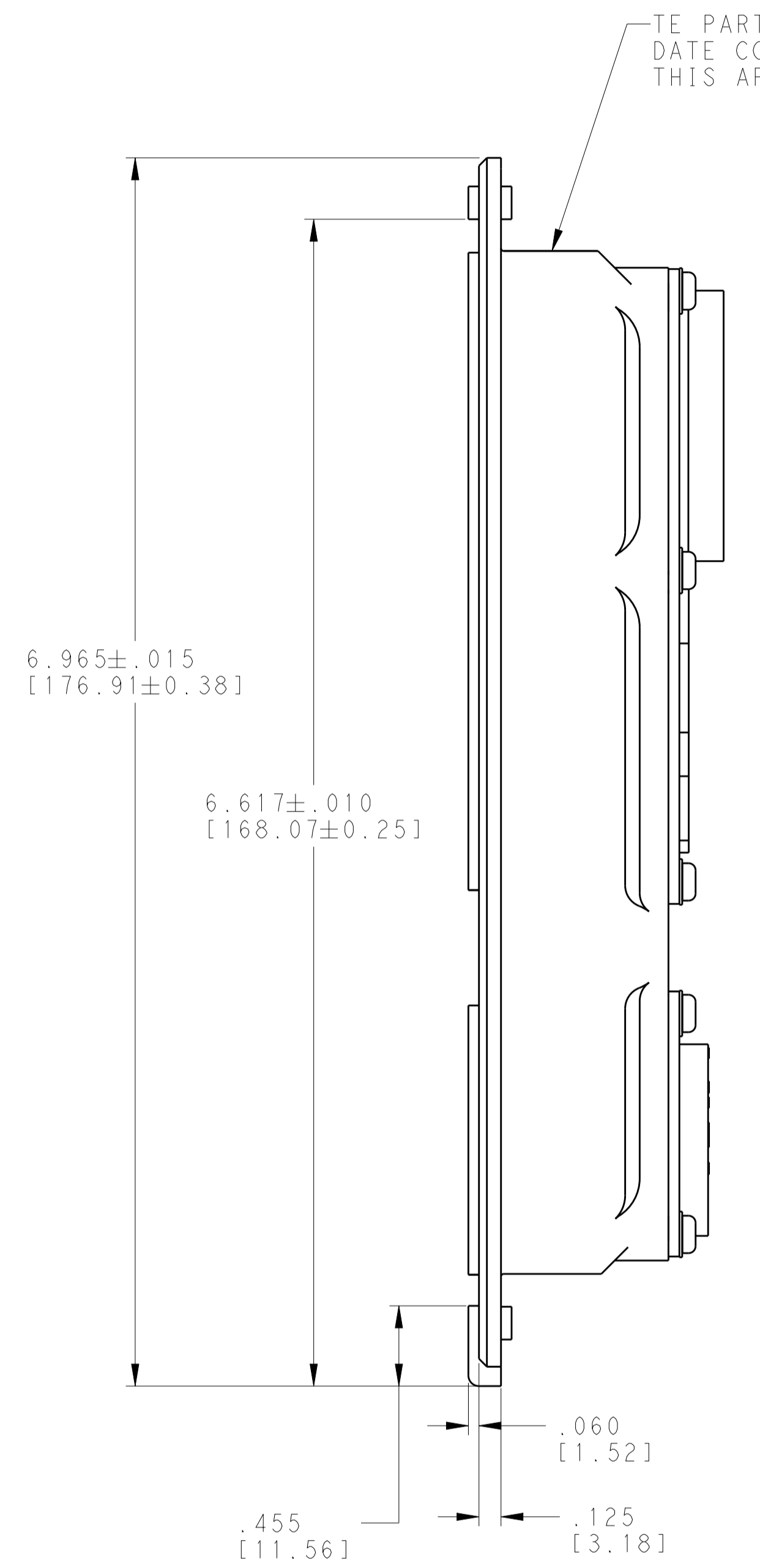
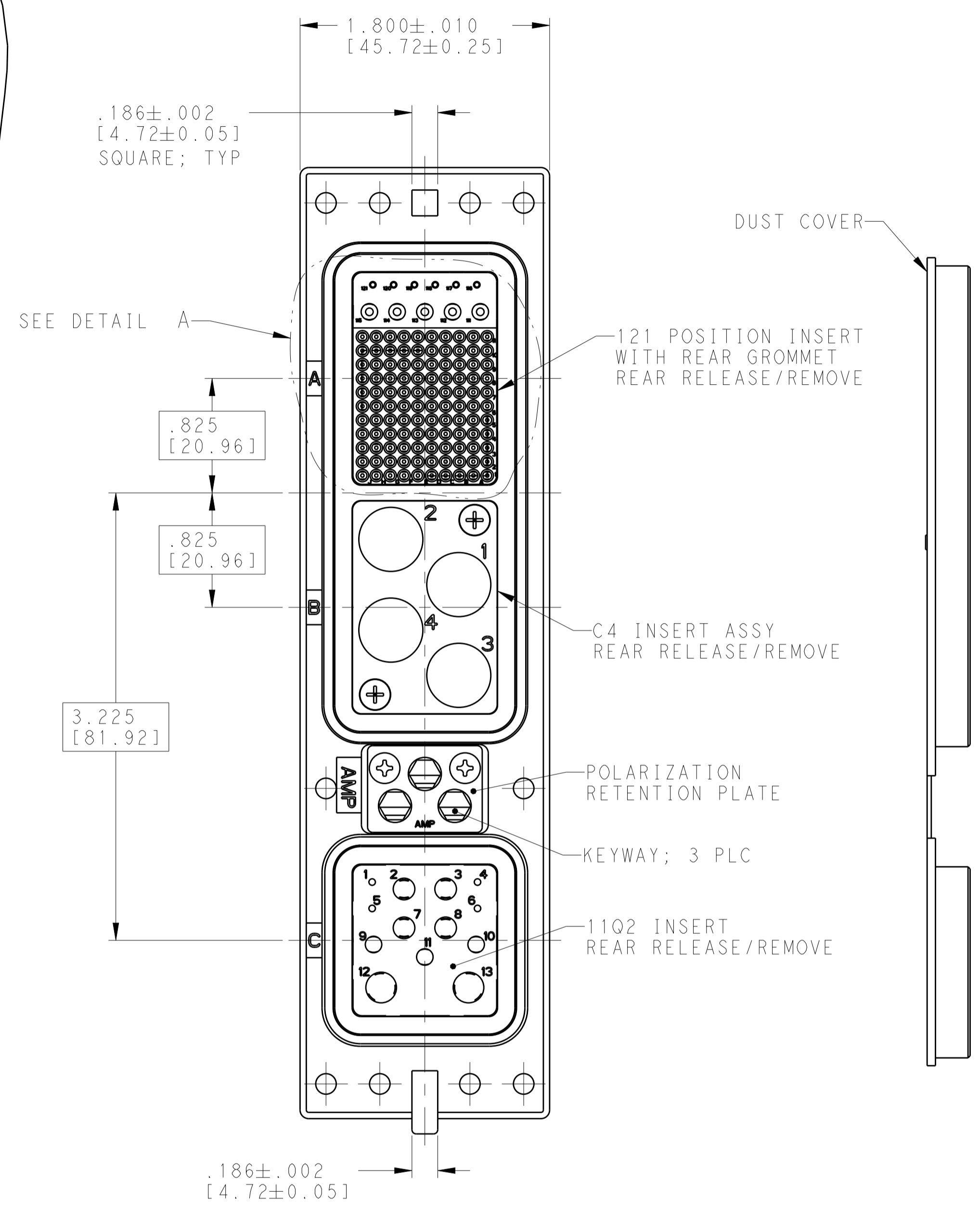


REVISIONS				
P	LTM	DESCRIPTION	DATE	OWN APVD
D		REV PER ECO 17-018402	2-5-18	CT EO



DETAIL A
SCALE 3:1



POLARIZATION KEYWAY 3 PLC	ZINC ALLOY PER ASTM-B-86	---
KEYWAY RETAINER PLATE	ALUMINUM ALLOY	BLUE ANODIZED PER MIL-A-8625
C4 INSERT	ALUMINUM ALLOY PER ASTM-B-209	CHROMATE CONVERSION PER MIL-C-5541 TYPE 2, CLASS 3
121 & 11Q2 INSERTS	THERMOPLASTIC	---
SHELL	ALUMINUM ALLOY PER ASTM-B-85	CHROMATE CONVERSION PER MIL-C-5541 TYPE 2, CLASS 3
RETENTION PLATES	ALUMINUM ALLOY PER ASTM-B-209	---
COMPONENT	MATERIAL	FINISH

- CONNECTOR MEETS ARINC 600 SPECIFICATIONS
- CONNECTOR IS SUPPLIED WITH A DUST COVER INSTALLED FOR SHIPPING.
- KEYING IS SHOWN IN POSITION "01" FOR REFERENCE ONLY
SEE TABLE FOR KEYING POSITION.
FOR POSITION "00" KEYING SUPPLIED UNASSEMBLED.
- THE FOLLOWING CONTACTS ARE INCLUDED AND NOT INSTALLED:
CRIMP SIZE 1 SOCKET CONTACT (MODIFIED): TE P/N 446748-1; QTY: 4
ALL OTHER CONTACTS MUST BE ORDERED SEPERATELY

"00"	2288887-1
KEYING POSITION	PART NUMBER

THIS DRAWING IS A CONTROLLED DOCUMENT. DIMENSIONING and TOLERANCING PER ASME Y14.5M (ISO STANDARDS). DIMENSIONS: INCHES(mm). TOLERANCES UNLESS OTHERWISE SPECIFIED: 0 PLC ±, 1 PLC ±, 2 PLC ±, 3 PLC ±.005 (0.13), 4 PLC ±, ANGLES ±, FINISH SEE TABLE.

OWN: C.C. THOMAS 2-11-15
 CH: W. BERNHART 2-11-15
 APVD: W. BERNHART 2-11-15

NAME: RECEPTACLE ASSY, SIZE 2, ARINC 600 (121 SPECIAL/C4/11Q2) ALL REAR RELEASE/REMOVE

SIZE: A100779 C=2288887
 WEIGHT: -
 CUSTOMER DRAWING

SCALE: 3:2 SHEET 1 OF 1 REV D