

4

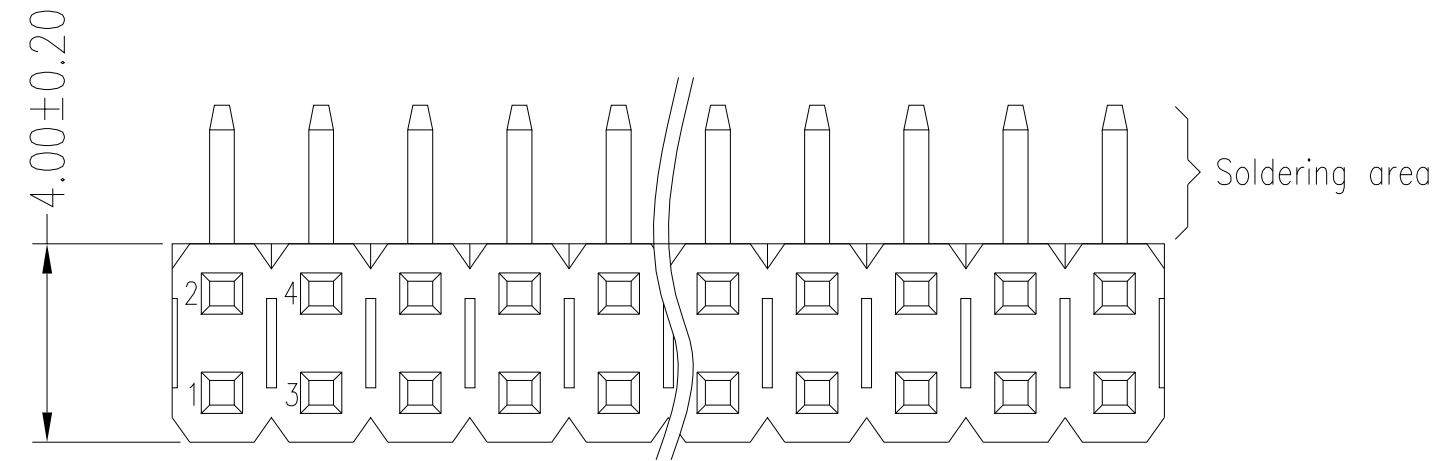
3

2

1

THIS DRAWING IS UNPUBLISHED. RELEASED FOR PUBLICATION  
 © COPYRIGHT - by - ALL RIGHTS RESERVED.

LOC		DIST		REVISIONS				
P	LTR	DESCRIPTION			DATE	DWN	APVD	
-	-				-	-	-	

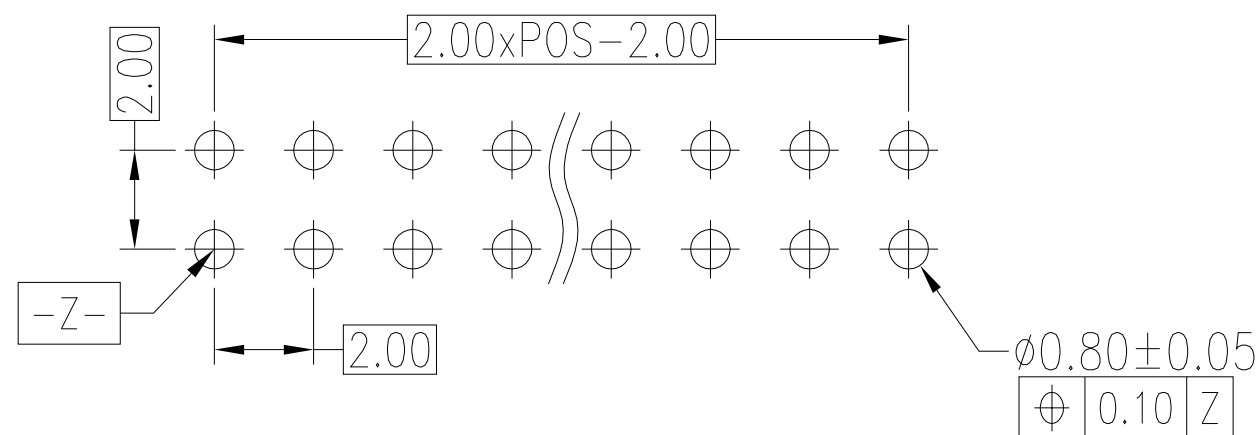
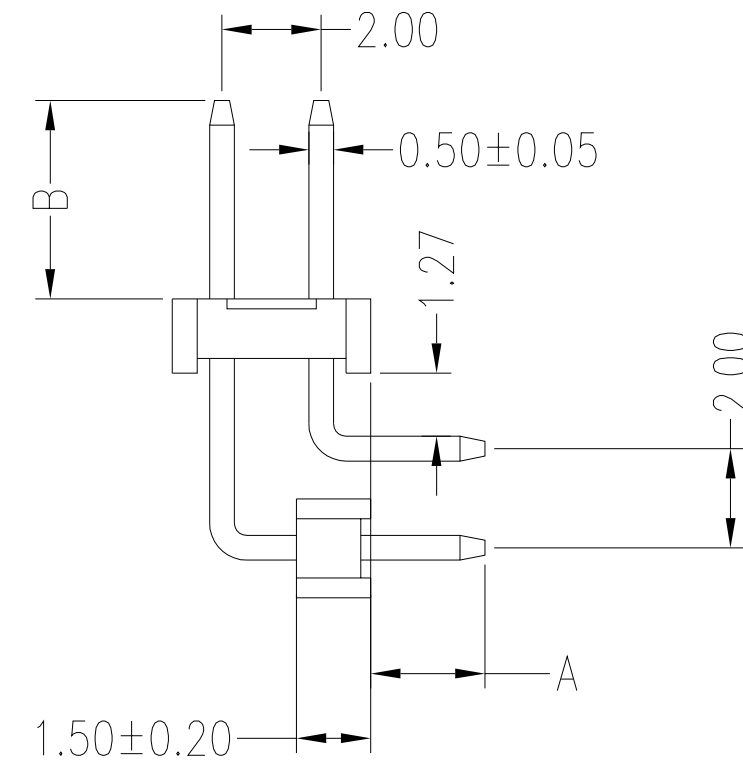
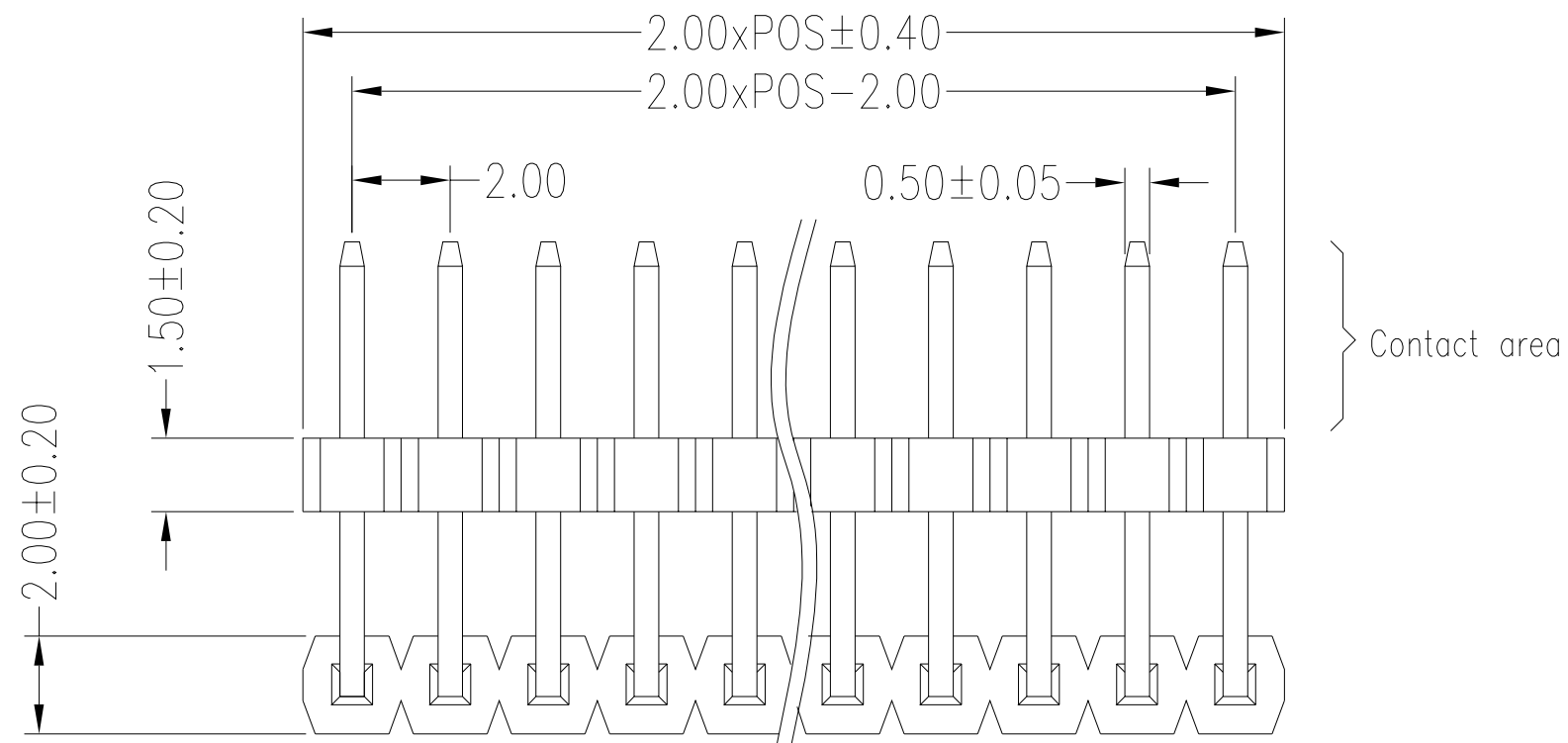


Product Specification:  
 Rated Current: 2.0AMP.  
 Contact Resistance: 20mΩ Max.  
 Withstand Voltage: 500V AC/DC  
 Insulation Resistance: 1000MΩ Min.  
 Operation Temperature: -40°C to +105°C  
 Recommended soldering process:  
 Wave Soldering 260°C(peak temperature),3s

Contact Material: BRASS  
 Contact Plating: See product family table  
 Insulator Material: See product family table

No. of pins available:  
 4~80

Contact Plating Coding:  
 S1=3u"Gold on contact area/Tin on tail with Nickel underplating



Recommended P.C.B Layout

PE BAG	S1	PA9T+30%G.F UL94V-0 BK	4.30	2.50	10	5	2271289-3
PE BAG	S1	PA9T+30%G.F UL94V-0 BK	4.30	2.50	6	3	2271289-2
PE BAG	S1	PA9T+30%G.F UL94V-0 BK	3.30	2.50	4	2	2271289-1
PACKAGING	FINISH	INSULATING MATERIAL	B	A	No. of Pins	POS	PN

PRODUCT FAMILY TABLE

THIS DRAWING IS A CONTROLLED DOCUMENT.		DWN 11-Aug-2014		TE Connectivity	
DIMENSIONS: mm		CHK ETHAN CHENG	12-Aug-2014		
TOLERANCES UNLESS OTHERWISE SPECIFIED:		CHK KOBBOY ZHAO	13-Aug-2014		
0 PLC ± - 1 PLC ± - 2 PLC ± 0.25 3 PLC ± - 4 PLC ± - ANGLES ± -		APVD XU XIANG	13-Aug-2014	NAME	
MATERIAL		PRODUCT SPEC		AMPMMODU, PIN HDR, 2.00PITCH, 2ROW, TH, RA, H1.5	
SEE NOTES		APPLICATION SPEC		RESTRICTED TO	
		WEIGHT		SIZE A2	CAGE CODE 00779
		FINISH		DRAWING NO. 2271289	
		CUSTOMER DRAWING		SCALE	SHEET 1 of 1
				REV A4	