THIS DRAWING IS UNPUBLISHED. RELEASED FOR PUBLICATION 20
© COPYRIGHT20 BY - ALL RIGHTS RESERVED.

PROJECT NO. PRJ-12-000004495 | LOC AI | DIST -

REVISIONS					
F	LTR	DESCRIPTION	DATE	DWN	APVD
	D	Material changed	27FEB2015	EH	DR
	D1	Pilot PN 8-2208636-9 supers. by 1-2208636-1	29APR2020	MAH.	SCHO
	D2	PCN-22-149965	26AUG2022	FRAN	LOY
	D3	Position numbering added	29APR2025	FRAN	LOY

GENERAL NOTES
allgemeine Bemerkungen

HEADER DESIGN BASED ON PLATFORM DESIGN OF "NANO-MQS MARKET SERIES" ACC. TE SPECIFICATION C-114-94160

Stiftwannendesign basiert auf Plattformdesign der "Nano-MQS Market Serie" gem. TE Spezifikation C-114-94160

DATUMS 11, 12, 13 = INTERFACE --> HERE: A, B, C
DATUMS H1, H2, H3 = HEADER

NOTES
Bemerkungen

1. INTERFACE ACC. TE SPECIFICATION 114-94000-11 Rev.A1
Schnittstelle gem. TE Spezifikation 114-94000-11 Rev.A1

2. CONTACT AREAS ACC. TE SPECIFICATION 114-94000-1
Kontaktbereiche gem. TE Spezifikation 114-94000-1

3. PLASTIC MATERIAL WITH UP TO 25% REGRIND PORTION FEASIBLE
Polymer-Werkstoff mit bis zu 25% Regrindanteil zulaessig

4. DIFFERING TO 1
abweichend zu 1

5. CONTACT PUSH-OUT FORCES >=15N TESTED WITH 50mm/min
Kontakt-Ausdrueckkraefte >=15N gepruft mit 50mm/min

6. SOLDERABILITY ACC. DIN EN 60068-2-20 AGEING 3B
Loetbarkeit gem. DIN EN 60068-2 20 Alterung 3b

7. 100% ELECTRICAL INSPECTION END OF LINE (CC)
100% Elektrische Endkontrolle (CC)

8. CLEANNESS ACC. TE SPECIFICATION 115-18426
Sauberkeit gem. TE Spezifikation 115-18426

PACKAGING: BLISTER-BELT ON REEL
9. Verpackung: Blistergurt auf Rolle

10. MAX. AREA FOR SUCKING-IN TO PICK & PLACE: 0.1MM FLATNESS
max. Bereich zum Ansaugen fuer Pick & Place: 0.1mm Ebenheit

11. FONT AREAS AND CHARACTERS MAX. 0.2MM SUNK AND RAISED
Schriftbereiche und Zeichen max. 0.2mm vertieft und erhaben

AS SHOWN
0-2208636-1

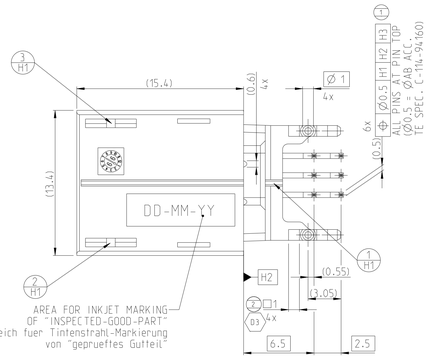

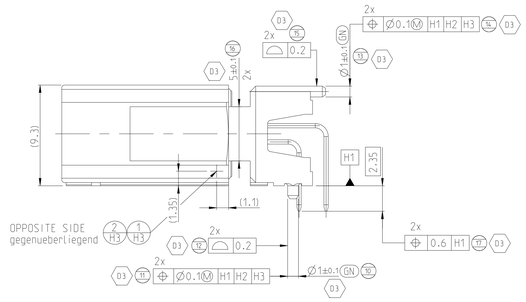

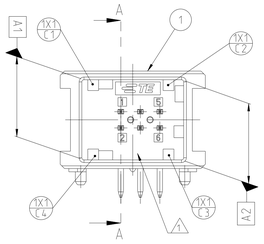

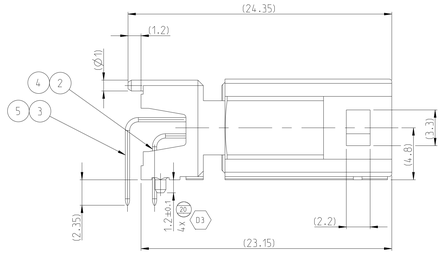

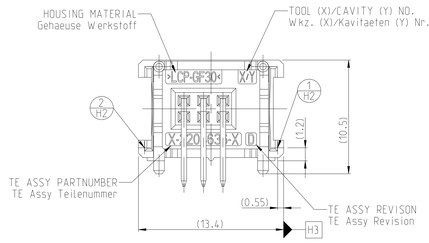

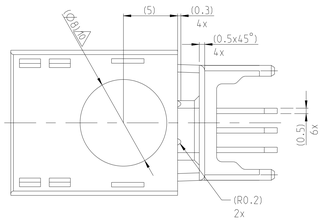

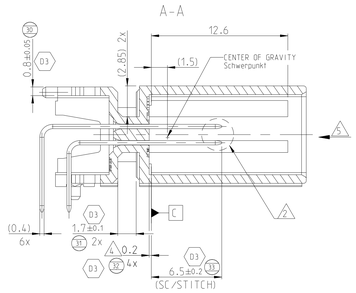

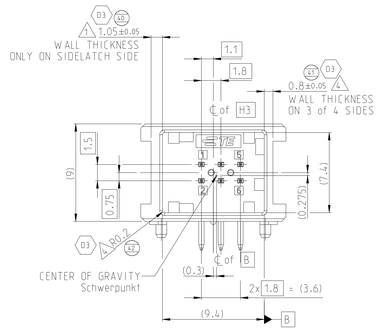

RECOMMENDED PCB LAYOUT
empfohlenes Leiterplattenanschlussbild

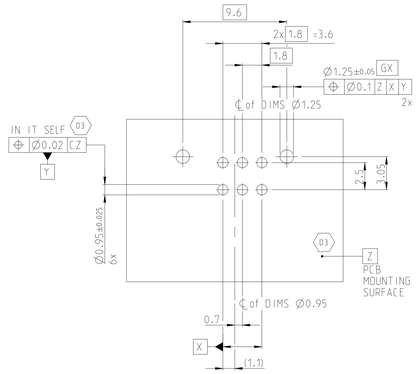

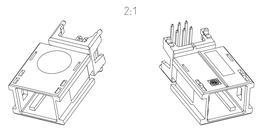

EXAMPLE USE WITH PCB AND RECEPCTACLE HSG SHOWN
Anwendungsbeispiel mit Leiterplatte und Buchsenstecker

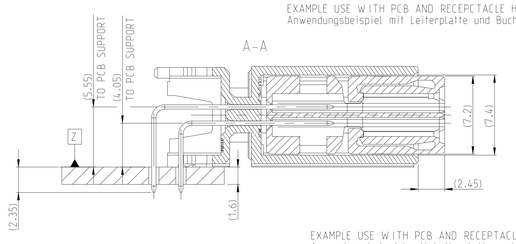

EXAMPLE USE WITH PCB AND RECEPTACLE HSG SHOWN
Anwendungsbeispiel mit Leiterplatte und Buchsenstecker

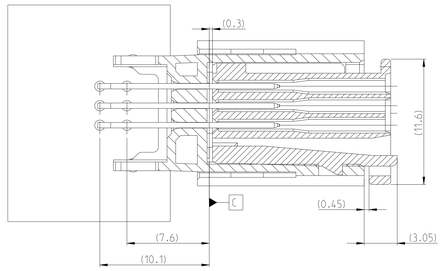

SUITABLE TO RECEPTACLE HSG
passend zu Buchsenstecker
TE Part No. 0-2208338-1

CODING / Kodierung A
PN 0-2208636-1

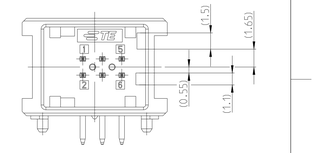

SUITABLE TO RECEPTACLE HSG
passend zu Buchsenstecker
TE Part No. -

CODING / Kodierung B

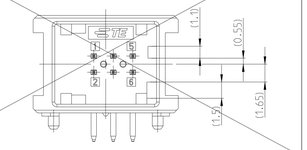

SUITABLE TO RECEPTACLE HSG
passend zu Buchsenstecker
TE Part No. -

CODING / Kodierung C

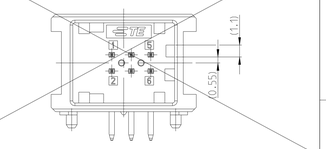

SUITABLE TO RECEPTACLE HSG
passend zu Buchsenstecker
TE Part No. -

CODING / Kodierung D

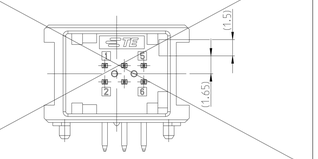

SUITABLE TO RECEPTACLE HSG
passend zu Buchsenstecker
TE Part No. 0-2208338-9
(ONLY PILOT)

CODING / Kodierung Z
0-2208636-9
OLNY PILOT NOT SERIAL

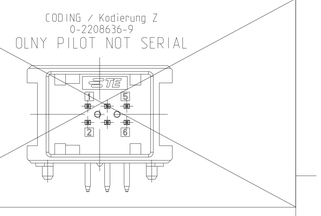

		-	3	SOLDER SIDE 3-8µm Sn 6	COPPER-ALLOY WITH 1-3µm Sn OVER 1-2.2µm Ni	NANO-MQS CONTACT PIN WITH SWAGE, SOLDER VERSION	B	5	SERIAL
		-	3	SOLDER SIDE 3-8µm Sn 6	COPPER-ALLOY WITH 1-3µm Sn OVER 1-2.2µm Ni	NANO-MQS CONTACT PIN WITH SWAGE, SOLDER VERSION	B	4	SERIAL
		-	1	BLACK SIM. RAL 9011 schwarz aehnl. RAL 9011	LCP-GF30 3	6 POS. NANO MQS HEADER HOUSING CODE A	D	1	SERIAL
		-	-	-	COPPER-ALLOY WITH 1-3µm Sn OVER 1-2.2µm Ni	NANO-MQS CONTACT PIN WITH SWAGE, SOLDER VERSION	B	3	PILOT
		-	-	-	COPPER-ALLOY WITH 1-3µm Sn OVER 1-2.2µm Ni	NANO-MQS CONTACT PIN WITH SWAGE, SOLDER VERSION	B	2	PILOT
		-	1	BLACK SIM. RAL 9011 schwarz aehnl. RAL 9011	LCP-GF30 3	6 POS. NANO MQS HEADER HOUSING CODE Z	B	1	PILOT
		0--9	0--1	FINISH	MATERIAL Werkstoff	DESCRIPTION Benennung	REV	ITEM NO	PRODUCTION
-	-	B	D	<------REVISION OF EACH ASSY					
QTY PER ASSY									

TOLERANCES UNLESS OTHERWISE SPECIFIED ACC. TO DIN 16901-ND CENTRIC TO NOMINAL DIMENSION. EDITION 1982-11 SHALL APPLY.
Toleranzen gemaess DIN 16901-ND. Es gilt die Ausgabe 1982-11.

PRODUCT CHARACTERISTICS ACC. QMP EMEA_12 BESONDERE MERKMALE NACH QMP EMEA_12 — TOLERANCING ISO 8015 / TOLERIERUNG ISO 8015

DIESE ZEICHNUNG IST EIN KONTROLLIERTES DOKUMENT. BEMASSUNGEN UND TOLERANZEN GEMAESS GPS (ISO STANDARDS).

THIS DRAWING IS A CONTROLLED DOCUMENT.

DIMENSIONS: mm

TOLERANCES UNLESS OTHERWISE SPECIFIED: 0 PLC ±-; 1 PLC ±-; 2 PLC ±-; 3 PLC ±-; 4 PLC ±-; ANGLES ±1°

MATERIAL: SEE TABLE

FINISH: -

DWN: D. Rosan 09OCT2012
CHK: W. Dietrich 09OCT2012
APVD: -
PRODUCT SPEC: 108-94359
APPLICATION SPEC: -
WEIGHT: ca.1.4g

TE Connectivity

NAME: 6pos. 90DEG. PINHEADER ASSY
6pol. 90Grad. Stiftwanne Assy
NANO MQS

SIZE	CAGE CODE	DRAWING NO	RESTRICTED TO
A0	00779	C-2208636	-

Customer Drawing | SCALE 5:1 | SHEET 1 OF 2 | REV D3

THIS DRAWING IS UNPUBLISHED. RELEASED FOR PUBLICATION 20
© COPYRIGHT20 BY - ALL RIGHTS RESERVED.

GENERAL NOTES
allgemeine Bemerkungen

HEADER DESIGN BASED ON PLATFORM DESIGN OF "NANO-MQS MARKET SERIES"
ACC. TE SPECIFICATION C-114-94160

Stiftwannendesign basiert auf Plattformdesign der "Nano-MQS Market Serie"
gem. TE Spezifikation C-114-94160

DATUMS I1. I2. I3 = INTERFACE --> HERE: A. B. C
DATUMS H1. H2. H3 = HEADER

NOTES
Bemerkungen

SEE FIRST PAGE
Siehe erste Seite

PROJECT NO.	LOC	DIST
PRJ-12-000004495	A1	-

REVISIONS

P	LTR	DESCRIPTION	DATE	DWN	APVD
	-	SEE SHEET 1	-	-	-

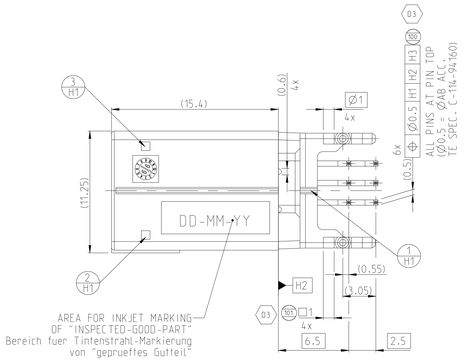

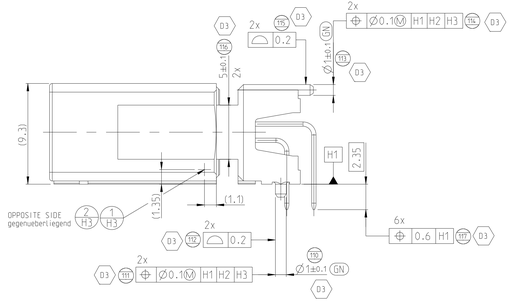

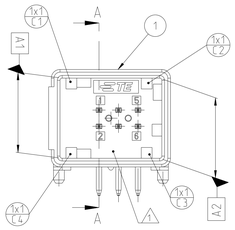

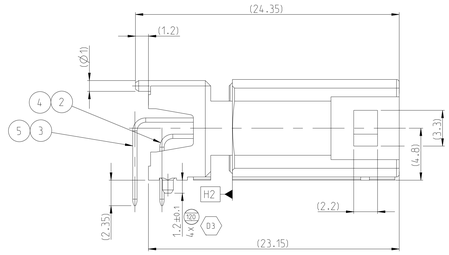

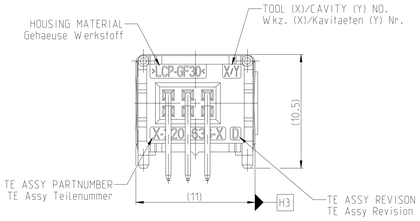

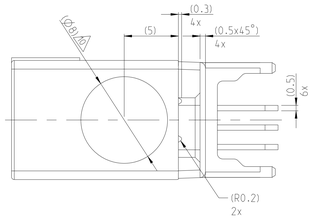

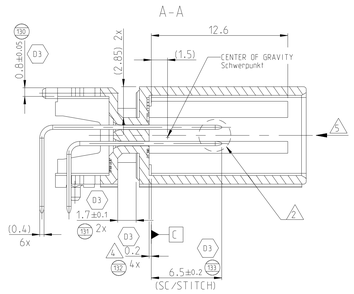

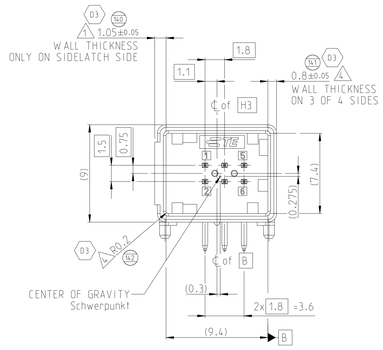

AS SHOWN
1-2208636-1

SUITABLE TO RECEPTACLE HSG
DESSENT ZU BUCHSENSTECKER
TE PART NO. 0-2208338-1

CODING / Kodierung A
PN 1-2208636-1

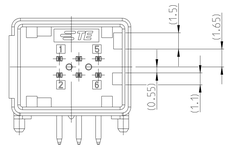

SUITABLE TO RECEPTACLE HSG
DESSENT ZU BUCHSENSTECKER
TE PART NO. 2208636-CODE-B

CODING / Kodierung B

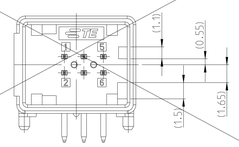

SUITABLE TO RECEPTACLE HSG
DESSENT ZU BUCHSENSTECKER
TE PART NO. -

CODING / Kodierung C

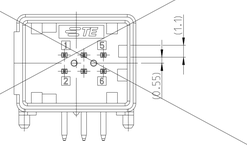

SUITABLE TO RECEPTACLE HSG
DESSENT ZU BUCHSENSTECKER
TE PART NO. -

CODING / Kodierung D

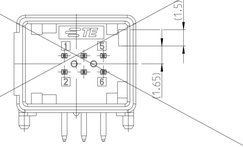

SUITABLE TO RECEPTACLE HSG
DESSENT ZU BUCHSENSTECKER
TE PART NO. 0-2208338-9

(ONLY PILOT)

CODING / Kodierung Z
PN 8-2208636-9
OLNY PILOT NOT SERIAL

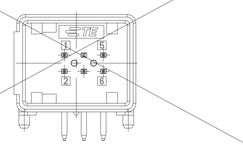

		-	3	SOLDER SIDE 3-8µm Sn (6)	COPPER-ALLOY WITH 1-3µm Sn OVER 1-2.2µm Ni	NANO-MQS CONTACT PIN WITH SWAGE, SOLDER VERSION	B	5	SERIAL
		-	3	SOLDER SIDE 3-8µm Sn (6)	COPPER-ALLOY WITH 1-3µm Sn OVER 1-2.2µm Ni	NANO-MQS CONTACT PIN WITH SWAGE, SOLDER VERSION	B	4	SERIAL
		-	1	BLACK SIM. RAL 9011 schwarz aehnl. RAL 9011	LCP-GF30 (3)	6 POS. NANO MQS HEADER HOUSING CODE A	D	1	SERIAL
		-	-	-	COPPER-ALLOY WITH 1-3µm Sn OVER 1-2.2µm Ni	NANO-MQS CONTACT PIN WITH SWAGE, SOLDER VERSION	B	3	PILOT
		-	-	-	COPPER-ALLOY WITH 1-3µm Sn OVER 1-2.2µm Ni	NANO-MQS CONTACT PIN WITH SWAGE, SOLDER VERSION	B	2	PILOT
		-	1	BLACK SIM. RAL 9011 schwarz aehnl. RAL 9011	LCP-GF30 (3)	6 POS. NANO MQS HEADER HOUSING CODE Z	B	1	PILOT
		B--9	1--1	FINISH	MATERIAL Werkstoff	DESCRIPTION Benennung	REV	ITEM NO	PRODUCTION
-	-	B	D	<-----REVISION OF EACH ASSY					
QTY PER ASSY									

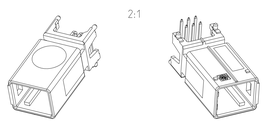

TOLERANCES UNLESS OTHERWISE SPECIFIED ACC. TO DIN 16901-NAD CENTRIC TO NOMINAL DIMENSION. EDITION 1982 (TOLERANCES FOR Fräsbearbeitung nach DIN 16901-NAD. Es gilt die Ausgabe 1982-11.

PRODUCT CHARACTERISTICS ACC. QMP EMEA_12
BESONDERE MERKMALE NACH QMP EMEA_12

TOLERANCING ISO 8015
TOLERIERUNG ISO 8015

DIESE ZEICHNUNG IST EIN KONTROLLIERTES DOKUMENT.
BEMASSUNGEN UND TOLERANZEN GEMAESS GPS (ISO STANDARDS).

THIS DRAWING IS A CONTROLLED DOCUMENT.

DIMENSIONS: mm

TOLERANCES UNLESS OTHERWISE SPECIFIED
0 PLC ±
1 PLC ±0.1
2 PLC ±0.05
3 PLC ±0.025
ANGLES ±0°30'
FINISH -

MATERIAL SEE TABLE

DWN D. Rosan 09OCT2012
CHK W. Dietrich 09OCT2012
APVD -
PRODUCT SPEC SEE FIRST PAGE
APPLICATION SPEC -
WEIGHT ca.1.4g

TE Connectivity

NAME 6pos. 90DEG. PINHEADER ASSY
6pol. 90Grad. Stiftwanne Assy
NANO MQS

SIZE A0 | CAGE CODE 00779 | DRAWING NO C-2208636 | RESTRICTED TO -

Customer Drawing | SCALE 5:1 | SHEET 2 OF 2 | REV D3