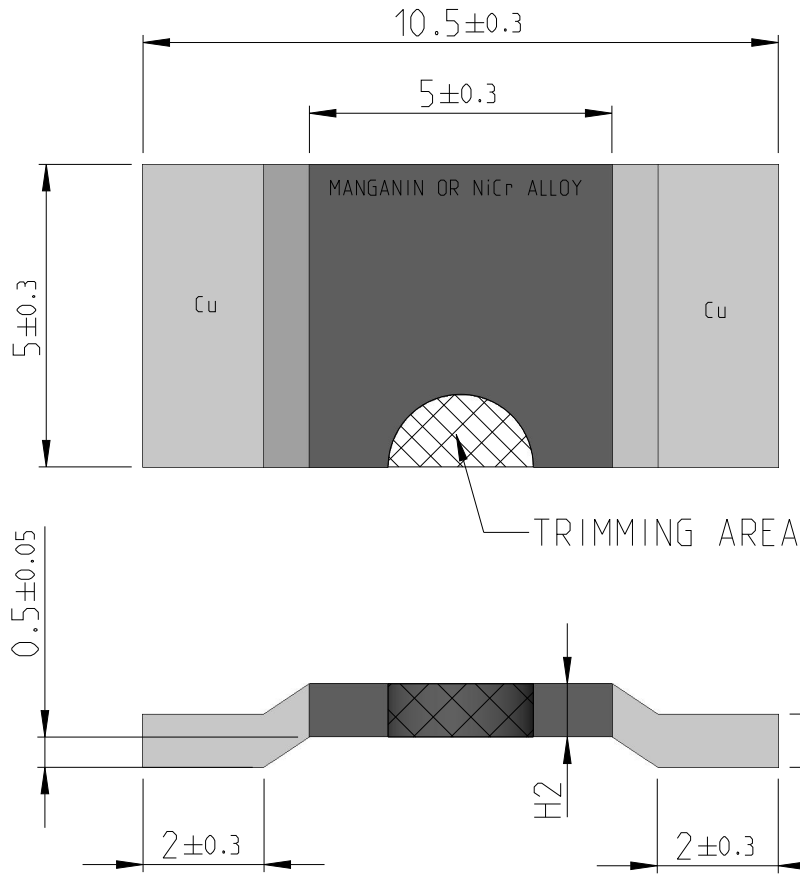
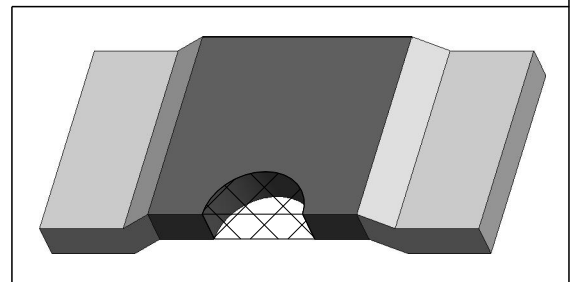


REVISIONS					
P	LTR	DESCRIPTION	DATE	DWN	APVD
	A	NEW DRAWING	27FEB2012	DMS	ST.P
	BA1	REVISED PER ECR-19-010572	11JUL2019	SR	AP
	BB	REVISED PER ECR-21-122911	07DEC2021	MHS	AP



NOTE:  
FOR FURTHER INFORMATION PLEASE SEE TLRs SERIES DATA SHEET




© 2019 TE Connectivity. All Rights Reserved.

DIMENSIONS: mm	DWN DARSHAN MS	27FEB2012	MATERIAL	-	FINISH	-
	CHK ALLAN P	27FEB2012				
TOLERANCES UNLESS OTHERWISE SPECIFIED:	APVD STEPHEN.P	27FEB2012				
	0 PLC ±	PRODUCT SPEC	NAME CHIP SHUT RESISTOR TLRS 1050 SERIES			
1 PLC ±	APPLICATION SPEC	SIZE CAGE CODE DRAWING NO RESTRICTED TO				
2 PLC ±		A 4	00779	C=2176076	-	
3 PLC ±		WEIGHT -				
4 PLC ±		CUSTOMER DRAWING				
ANGLES ±°		SCALE		6:1	SHEET	1 OF 2
		REV				BB

REVISIONS					
P	LTR	DESCRIPTION	DATE	DWN	APVD
-		SEE SHEET 1	-	-	-

TCPN	PRODUCT NUMBER	RESISTANCE (mΩ)	MATERIAL	H1 nom (mm)	H2 nom (mm)	WEIGHT (GR)
2176076-6	TLRS105050WR0002FTDG	0.2	MANGANIN	1.5±0.2	1.5±0.2	0.74
2176076-7	TLRS105050WR0003FTDG	0.3	MANGANIN	1.5±0.2	1.5±0.2	0.7
2176076-1	TLRS105040WR0005FTDG	0.5	MANGANIN	0.95±0.1	0.95±0.1	0.42
2176076-2	TLRS105040PR001FTDG	1	MANGANIN	0.43±0.1	0.43±0.1	0.22
2176076-3	TLRS105040ER002FTDG	2	NiCr ALLOY	0.65±0.1	0.65±0.1	0.31
2176076-4	TLRS105030ER003FTDG	3	NiCr ALLOY	0.43±0.1	0.43±0.1	0.21
2176076-5	TLRS105025ER004FTDG	4	NiCr ALLOY	0.28±0.1	0.28±0.1	0.16
2176076-8	TLRS105020ER005FTDG	5	NiCr ALLOY	0.28±0.1	0.28±0.1	0.11

© 2019 TE Connectivity. All Rights Reserved.

DIMENSIONS: mm	DWN DARSHAN MS	27FEB2012	MATERIAL	-	FINISH	-
	CHK ALLAN P	27FEB2012				
TOLERANCES UNLESS OTHERWISE SPECIFIED:  0 PLC ± 1 PLC ± 2 PLC ± 3 PLC ± 4 PLC ± ANGLES ±°	APVD STEPHEN.P	27FEB2012				
	PRODUCT SPEC	-	NAME	CHIP SHUT RESISTOR TLRS 1050 SERIES		
	APPLICATION SPEC	-	SIZE	CAGE CODE	DRAWING NO	RESTRICTED TO
	WEIGHT	-	A 4	00779	G-2176076	-
CUSTOMER DRAWING			SCALE	6:1	SHEET	2 OF 2
					REV	BB