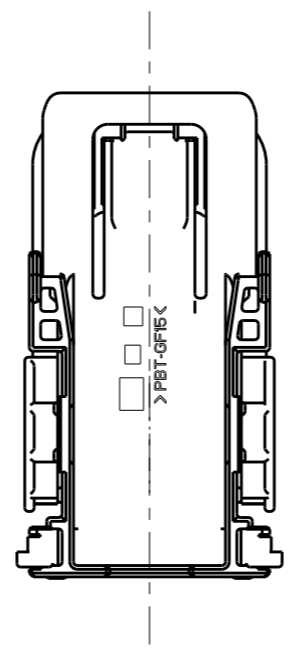
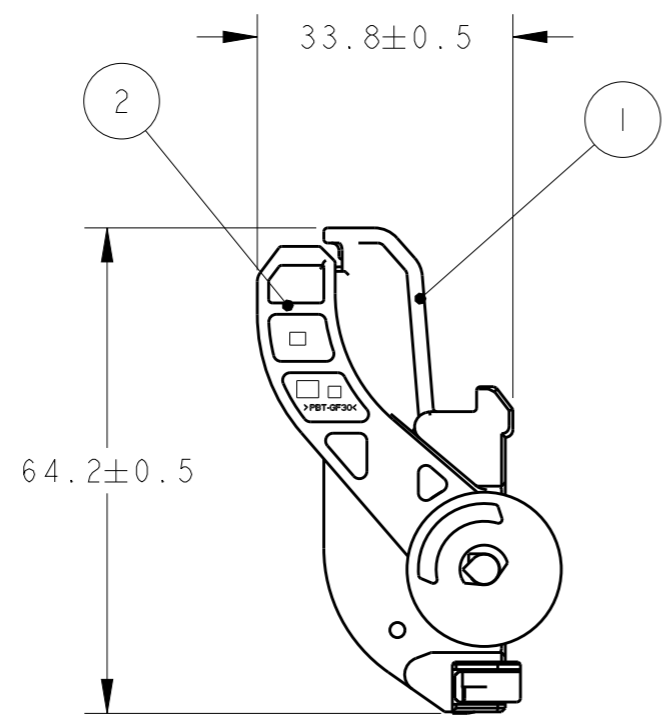
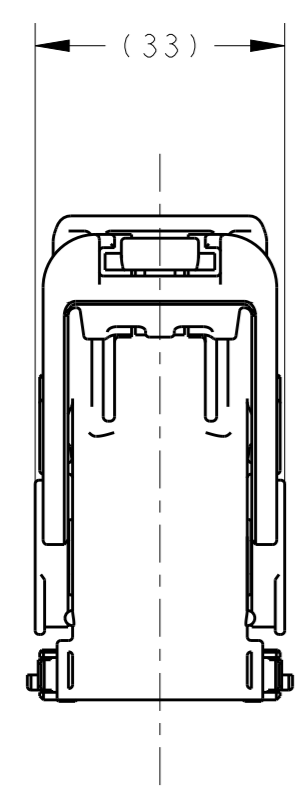
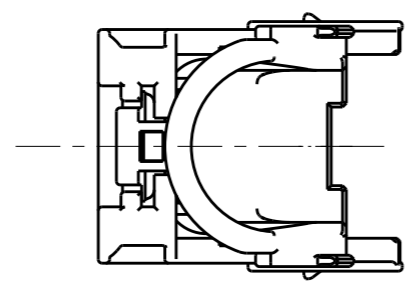


THIS DRAWING IS UNPUBLISHED. RELEASED FOR PUBLICATION XXXXX2011
 © COPYRIGHT 2011 BY Tyco Electronics Japan G.K. ALL RIGHTS RESERVED.

LOC	DIST	REVISIONS						
		P	LTR	DESCRIPTION	DATE	DWN	APVD	
J	-		A	RELEASED	09NOV2012	SU	YF	
			AI	REVISED	ECR-13-005815	04APR2013	RK	YN



1. MATING CONNECTOR TE P/N: SEE TABLE - I
 2. HANDRING OF THIS PART SHOULD FOLLOW INSTRUCTION SHEET NO. 408-78025
 3. THIS WIRE COVER ASSY IS SETUPED INTO PLUG CONNECTOR BY CUSTOMER.


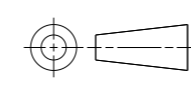
1. 組立相手コネクタ品番: TABLE - I参照
 2. 本製品の取扱は取扱説明書NO. 408-78025に従うこと
 3. 本ワイヤカバーアセンブリは顧客にてPLUGコネクタに組立てられる

TABLE - I

POS 極数	PLUG ASSEMBLY PART NO プラグ型番
50	2174106

TABLE - 2

2174114-1	COLOR	MATERIAL	NAME	NO
I	GRAY	PBT GF30%	LEVER 50POS	2
I	BLACK	PBT GF15%	WIRE COVER 50POS	1

THIS DRAWING IS A CONTROLLED DOCUMENT.		DWN S. UEHARA 09NOV2012	 TE Connectivity	
DIMENSIONS: 単位: 耗 mm		CHK Y. NOGUCHI 09NOV2012		
TOLERANCES UNLESS OTHERWISE SPECIFIED: 一般公差 ±0.3		APVD Y. FUJIWARA 09NOV2012	NAME 名称 WIRE COVER ASSEMBLY 50POS, 0.5/1.0 SERIES ワイヤカバーアセンブリ, 50極, 0.5/1.0 シリーズ	
 0 PLC ± 1 PLC ±0.5 2 PLC ±0.13 3 PLC ±0.013 4 PLC ±0.0001 ANGLES ±3' 00"		PRODUCT SPEC 108-78947	SIZE A3	
MATERIAL 材料 SEE TABLE-2		APPLICATION SPEC 取付適用規格 ---	CAGE CODE 00779	DRAWING NO C=2174114
FINISH 仕上 SEE TABLE-2		WEIGHT 18.0 g	RESTRICTED TO -	
Customer Drawing		SCALE 尺度	SHEET OF REV A1	