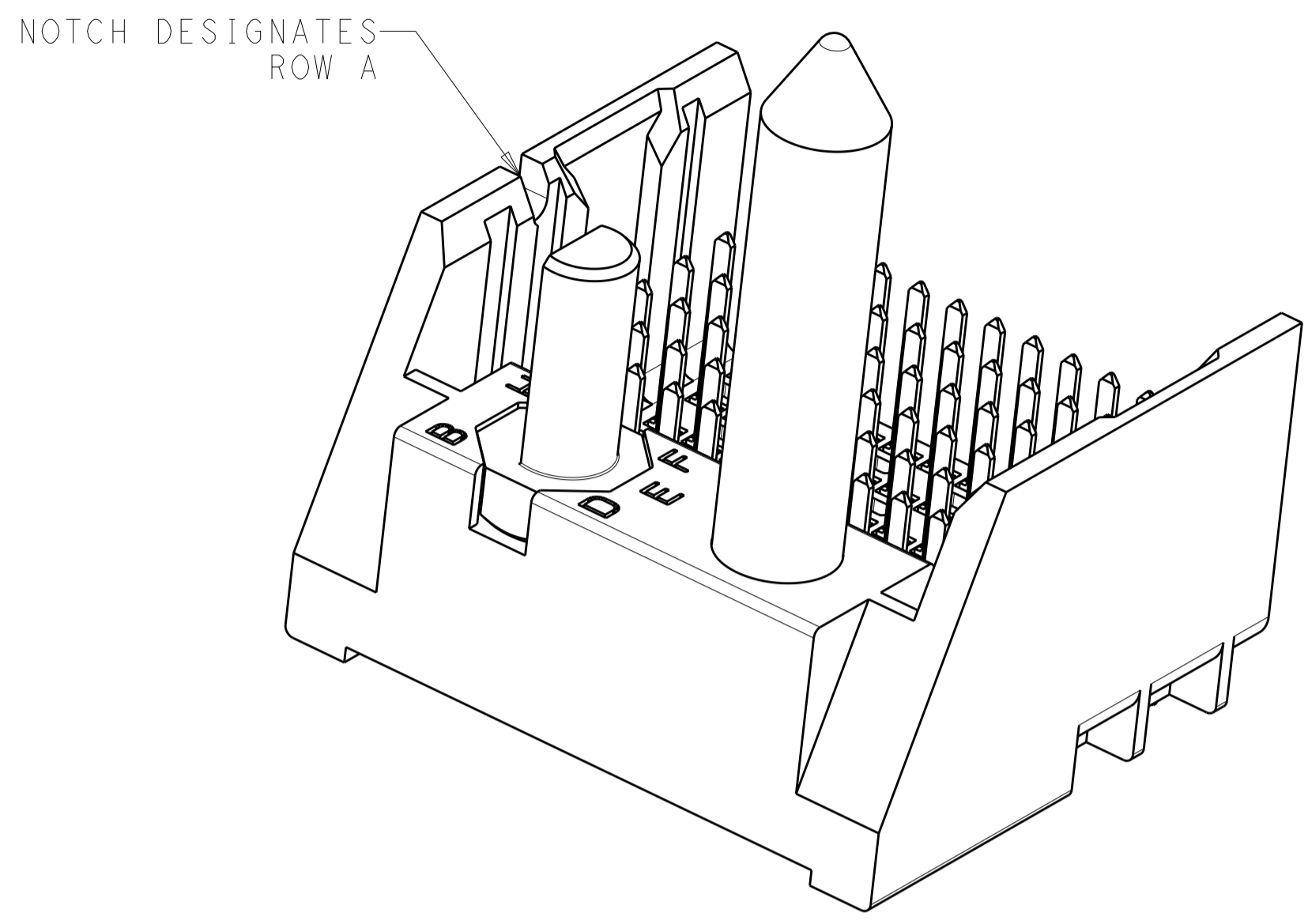
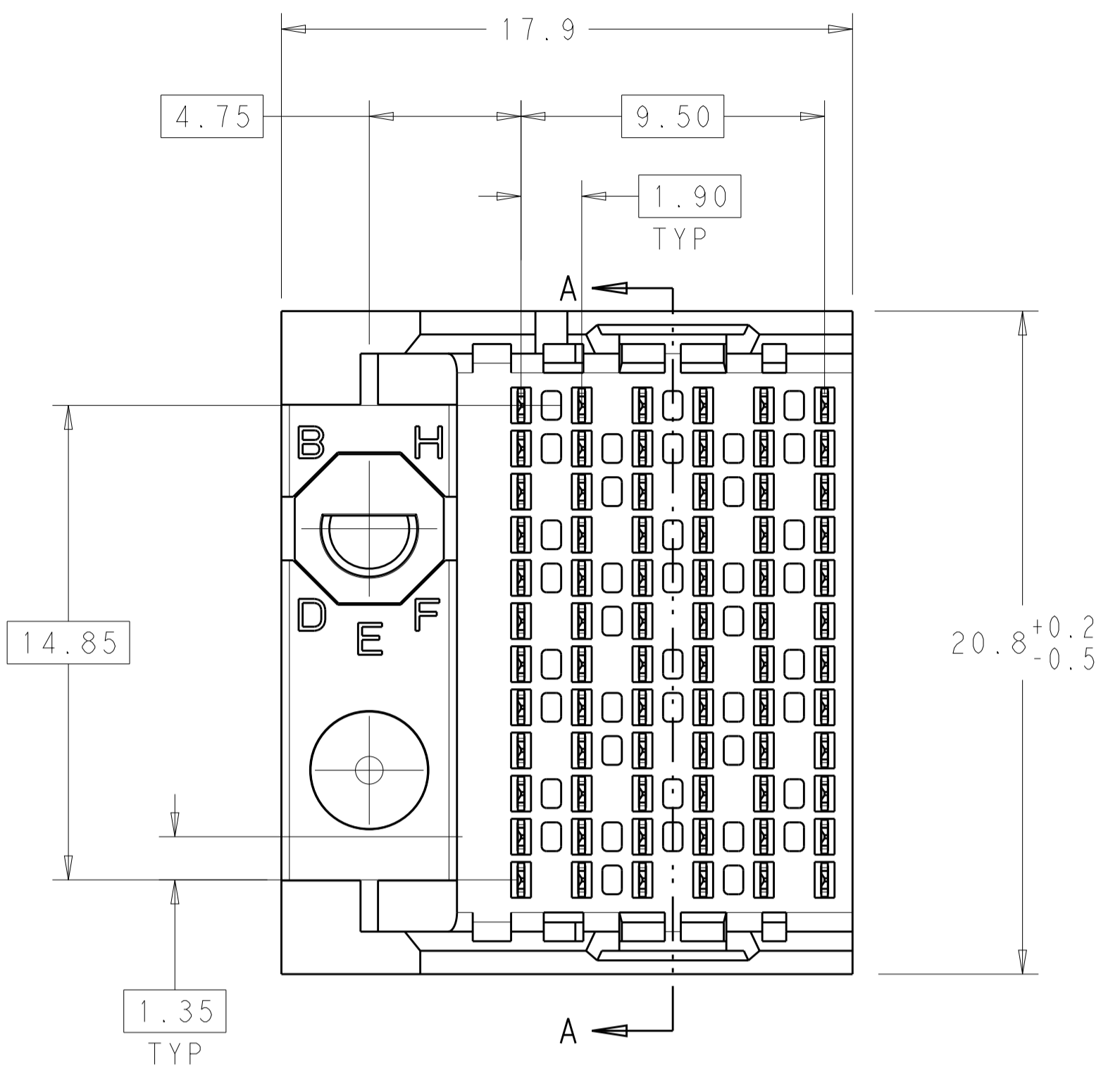
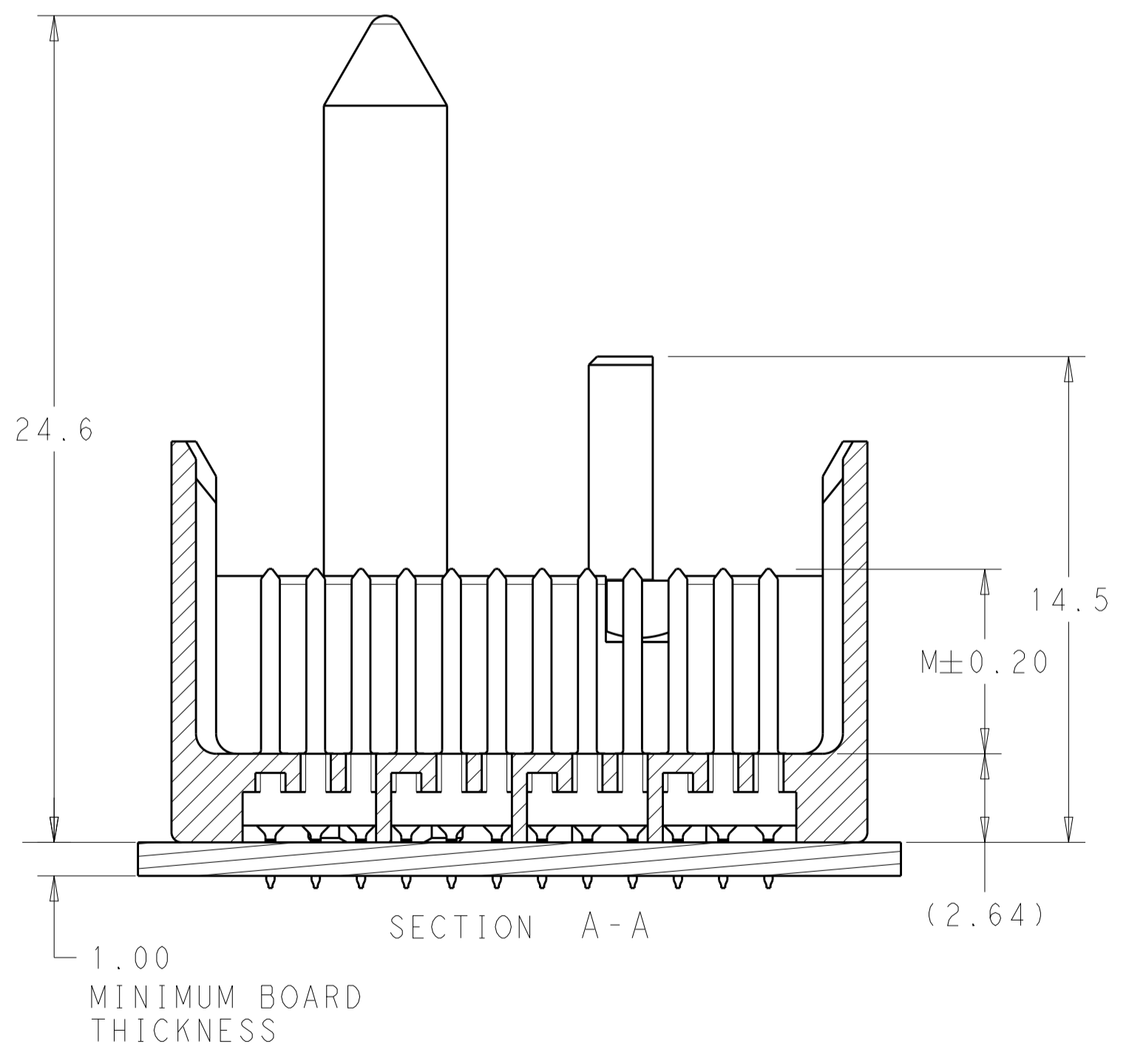
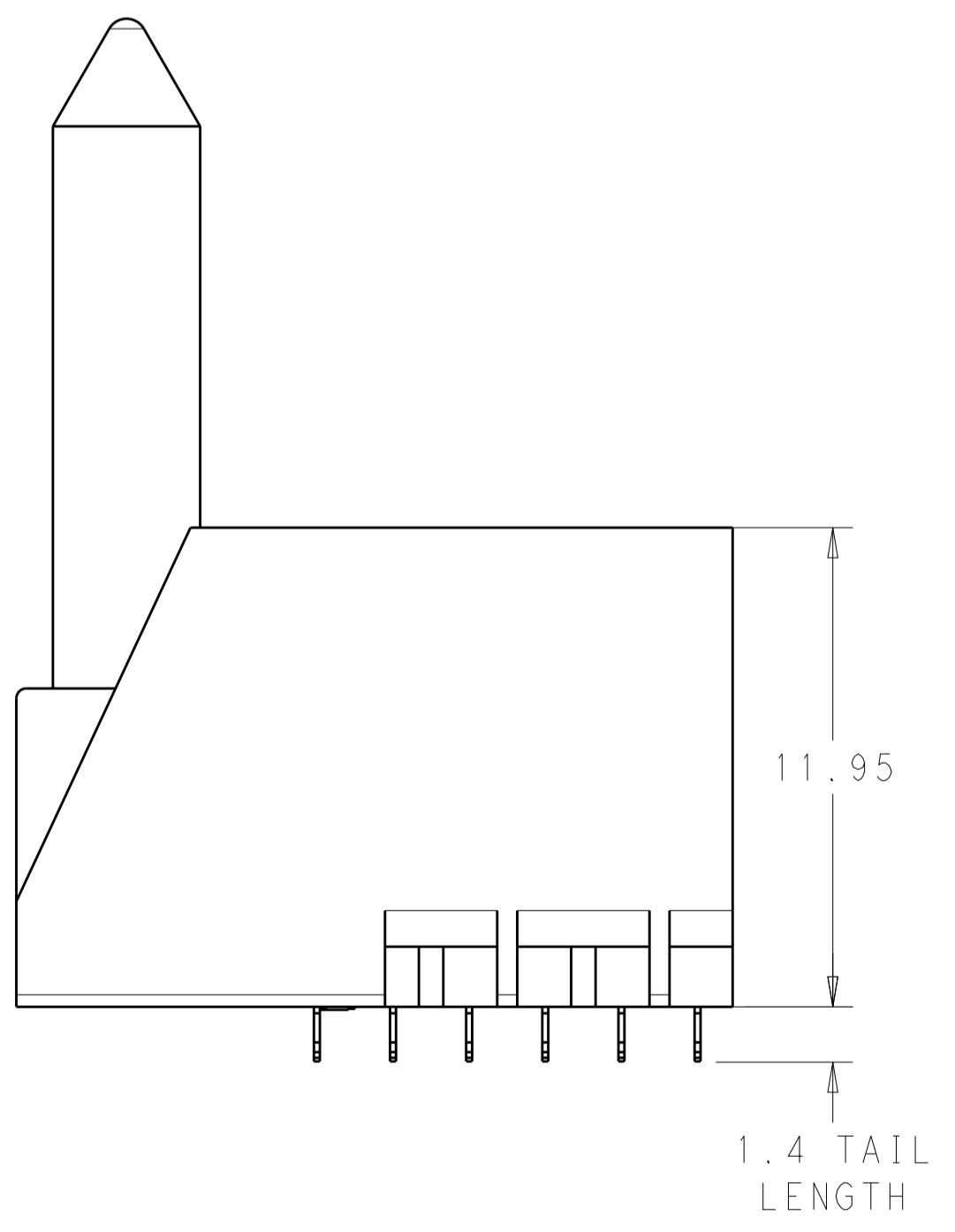
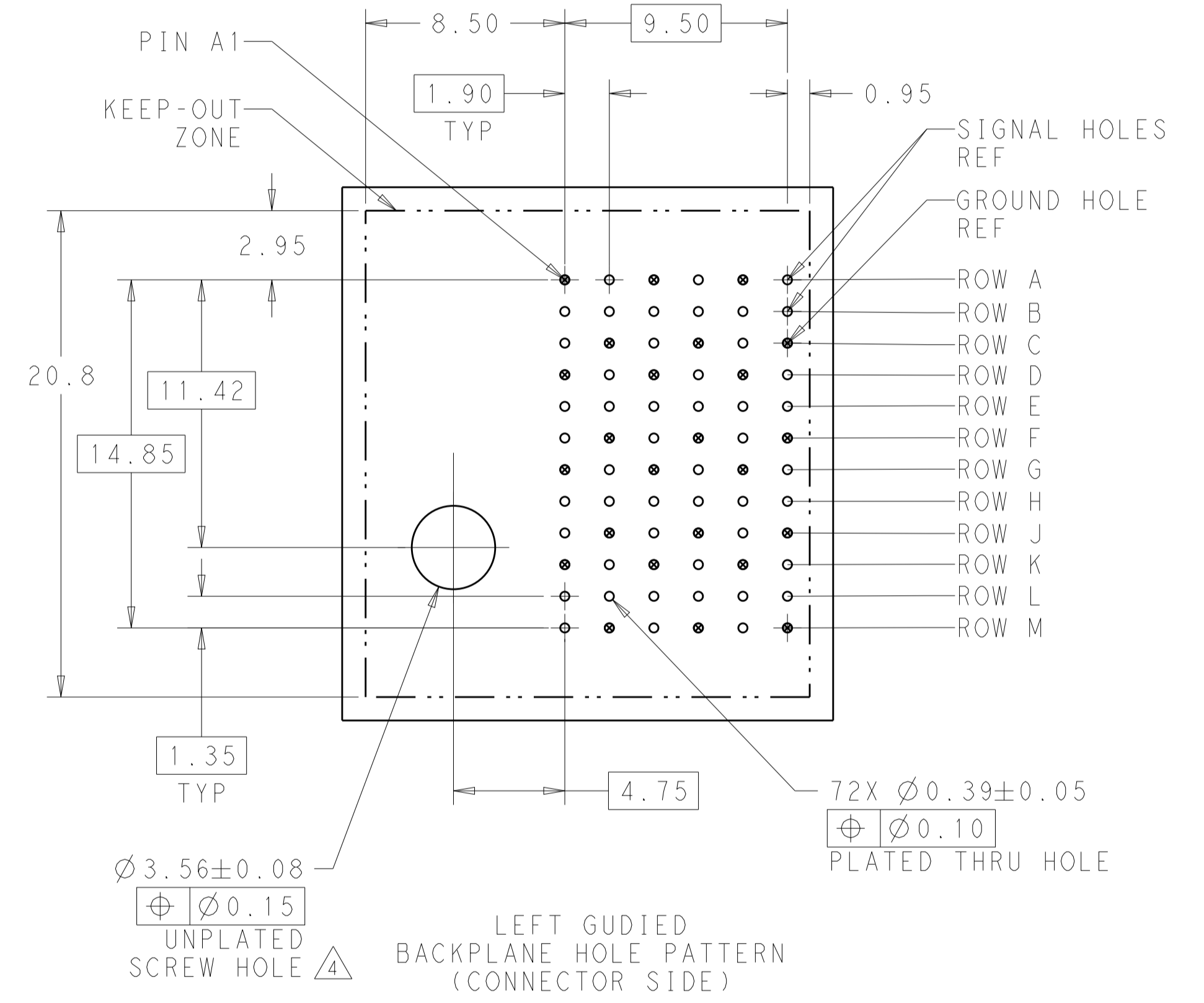


REVISIONS				
P.	LTN	DESCRIPTION	DATE	APVD
B1		REVISED PER ECO-15-001494	06FEB2015	AP DD



- 1 MATERIAL:
HOUSING: LCP, GLASS FILLED, UL94V-0.
TERMINALS: HIGH PERFORMANCE COPPER ALLOY.
- 2 FINISH:
30μ" MIN GOLD IN CONTACT AREA. SELECTIVE TIN ON PCB TAILS, NICKEL OVERALL.
- 3 FINISH:
30μ" MIN GOLD IN CONTACT AREA. SELECTIVE TIN-LEAD ON PCB TAILS, NICKEL OVERALL.
- 3. SCREWS PACKAGED IN END OF PACKAGING TUBE.
- 4 FOR GROUNDED GUIDE PIN USE $\varnothing 3.56 \pm 0.08$ PTH, $\varnothing 3.66$ DRILL, AND $\varnothing 6.5$ PAD.
- 5. KEYING PIN SHOWN IN POSITION A, SEE KEYING CHART ON SHEET 2 FOR OTHER POSITIONS



THIS DRAWING IS A CONTROLLED DOCUMENT.		OWN R. GRZYBOWSKI 28APR2011	STE TE Connectivity
DIMENSIONS: mm		CHK J. EARY 28APR2011	
TOLERANCES UNLESS OTHERWISE SPECIFIED:		APVD J. EARY 28APR2011	NAME: IMPACT, 4 PAIR, 6 COLUMN, HEADER LEFT GUIDED, OPEN END WALL SIGNAL MODULE, 0.39 PTH
0 PLC ±0.25		PRODUCT SPEC	
1 PLC ±0.13		APPLICATION SPEC	SIZE: CAGE CODE DRAWING NO. RESTRICTED TO
2 PLC ±0.13		WEIGHT	A100779C=2149978
3 PLC ±0.13		CUSTOMER DRAWING	SCALE 6:1 SHEET 1 OF 2 REV B1
4 PLC ±0.13			
ANGLES ±0.13			
FINISH SEE TABLE			

REVISIONS					
P.	LTN	DESCRIPTION	DATE	DMN	APVD
-	-	SEE SHEET 1	-	-	-



	H	5.5	8-2149978-3
	H	4.9	8-2149978-2
	H	4.5	8-2149978-1
	G	5.5	7-2149978-3
	G	4.9	7-2149978-2
	G	4.5	7-2149978-1
	F	5.5	6-2149978-3
	F	4.9	6-2149978-2
	F	4.5	6-2149978-1
	E	5.5	5-2149978-3
	E	4.9	5-2149978-2
	E	4.5	5-2149978-1
	D	5.5	4-2149978-3
	D	4.9	4-2149978-2
	D	4.5	4-2149978-1
	C	5.5	3-2149978-3
	C	4.9	3-2149978-2
	C	4.5	3-2149978-1
	B	5.5	2-2149978-3
	B	4.9	2-2149978-2
	B	4.5	2-2149978-1
	A	5.5	1-2149978-3
	A	4.9	1-2149978-2
	A	4.5	1-2149978-1
	-	5.5	2149978-3
	-	4.9	2149978-2
	-	4.5	2149978-1
FINISH	KEY POSITION	DIM M	PART NUMBER

REFER TO WWW.TE.COM
FOR PRODUCT AVAILABILITY

THIS DRAWING IS A CONTROLLED DOCUMENT.		DMN: R. GRZYBOWSKI 28APR2011	TE Connectivity
DIMENSIONS: mm		CHK: J. EARY 28APR2011	
TOLERANCES UNLESS OTHERWISE SPECIFIED:		APVD: J. EARY 28APR2011	NAME: IMPACT, 4 PAIR, 6 COLUMN, HEADER LEFT GUIDED, OPEN END WALL SIGNAL MODULE, 0.39 PTH
0 PLC ±0.25 1 PLC ±0.13 2 PLC ±0.13 3 PLC ±0.13 4 PLC ±0.13 ANGLES ±0.13		PRODUCT SPEC	
MATERIAL: -		APPLICATION SPEC	SIZE: A100779
FINISH: -		WEIGHT: -	CAGE CODE: C=2149978
SEE TABLE		CUSTOMER DRAWING	RESTRICTED TO: -
SCALE: 5:1		SHEET: 2 OF 2	REV: B1