© – TE Connectivity. All Rights Reserved.

REVISIONS					
P	LTR	DESCRIPTION	DATE	DWN	APVD
	D	REVISED PER ECR-24-213594	02JUL2024	RK	FJS

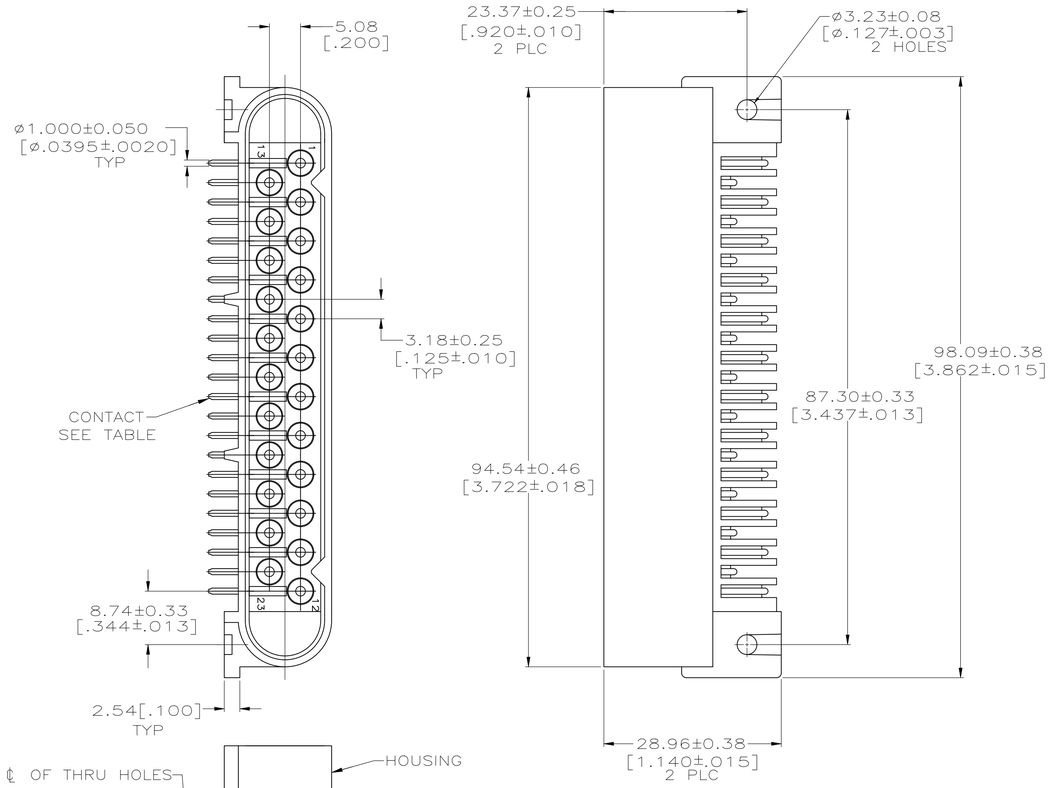

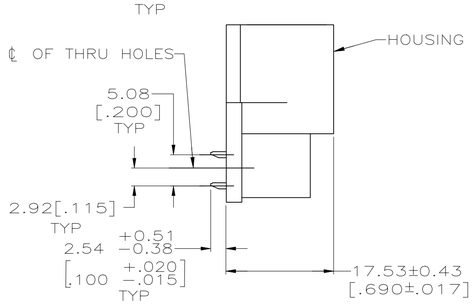

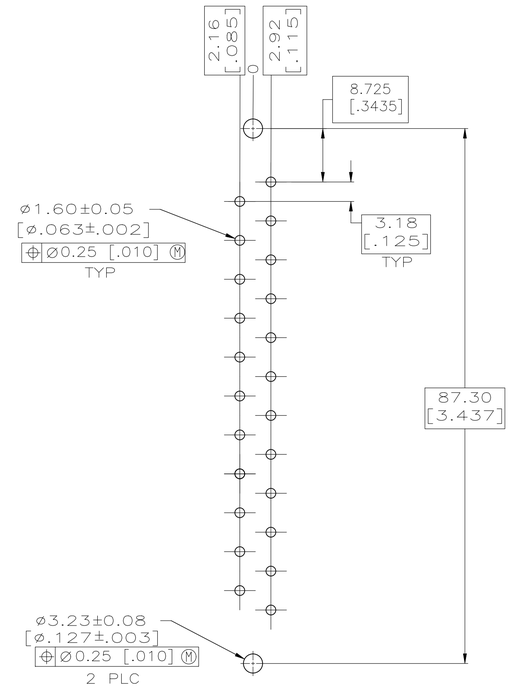

RECOMMENDED PC BOARD LAYOUT

1. 0.76um[.000030] MIN GOLD FOR A LENGTH OF 5.08[.200] MIN FROM MATIING END, 3.81um [.000150] MIN TIN–LEAD FOR A LENGTH OF 2.16 [.085] MIN FROM OPPOSITE END, BOTH OVER 1.27um [.000050] MIN NICKEL ON ENTIRE CONTACT.
2. 0.76um[.000030] MIN PRECIOUS METAL PLATE OVER 1.27um [.000050] MIN NICKEL.
3. 0.76um[.000030] MIN PRECIOUS METAL PLATE FOR A LENGTH OF 5.08[.200] MIN FROM MATIING END, 3.81um [.000150] MIN TIN FOR A LENGTH OF 2.16 [.085] MIN FROM OPPOSITE END, BOTH OVER 1.27um [.000050] MIN NICKEL ON ENTIRE CONTACT.
4. OBSOLETE PARTS: OBSOLETE CIS STREAMLINING PER D.RENAUD/D.SINISI

	GROUND CONTACT FINISH	SIGNAL CONTACT FINISH	EMPTY CIRCUITS	GROUND CONTACTS	SIGNAL CONTACTS	PART NUMBER
OBSOLETE	2	3	POSITIONS 10 AND 21	POSITIONS 18 AND 20	POSITIONS 1 THRU 9, 11 THRU 17,19,22,23	213768–6
OBSOLETE	2	3	POSITION 23	NONE	POSITIONS 1 THRU 22	213768–5
	2	3	NONE	NONE	ALL POSITIONS	213768–4
4 OBSOLETE	2	1	POSITIONS 10 AND 21	POSITIONS 18 AND 20	POSITIONS 1 THRU 9, 11 THRU 17,19,22,23	213768–3
4 OBSOLETE	2	1	POSITION 23	NONE	POSITIONS 1 THRU 22	213768–2
OBSOLETE	2	1	NONE	NONE	ALL POSITIONS	213768–1

THIS DRAWING IS A CONTROLLED DOCUMENT.

DIMENSIONS: mm [INCHES]

TOLERANCES UNLESS OTHERWISE SPECIFIED:
0 PLC ± –
1 PLC ± –
2 PLC ± 0.13 [.005]
3 PLC ± –
4 PLC ± –
ANGLES ± –

MATERIAL
HOUSING: POLYESTER, UL94V-0 BLACK
CONTACTS: BRASS PER QQ-B-626

FINISH –

DWN W.LENKER 11/02/92
CHK J.McCLINTON 11-16-92
APVD –
PRODUCT SPEC –
APPLICATION SPEC –
WEIGHT –

TE Connectivity

NAME
PIN HEADER ASSEMBLY, 23 POSITION, RIGHT ANGLE, METRIMATE
–

SIZE	CAGE CODE	DRAWING NO	RESTRICTED TO
A1	00779	C-213768	–

CUSTOMER DRAWING | SCALE 2:1 | SHEET 1 OF 1 | REV D

4805 (1/15)