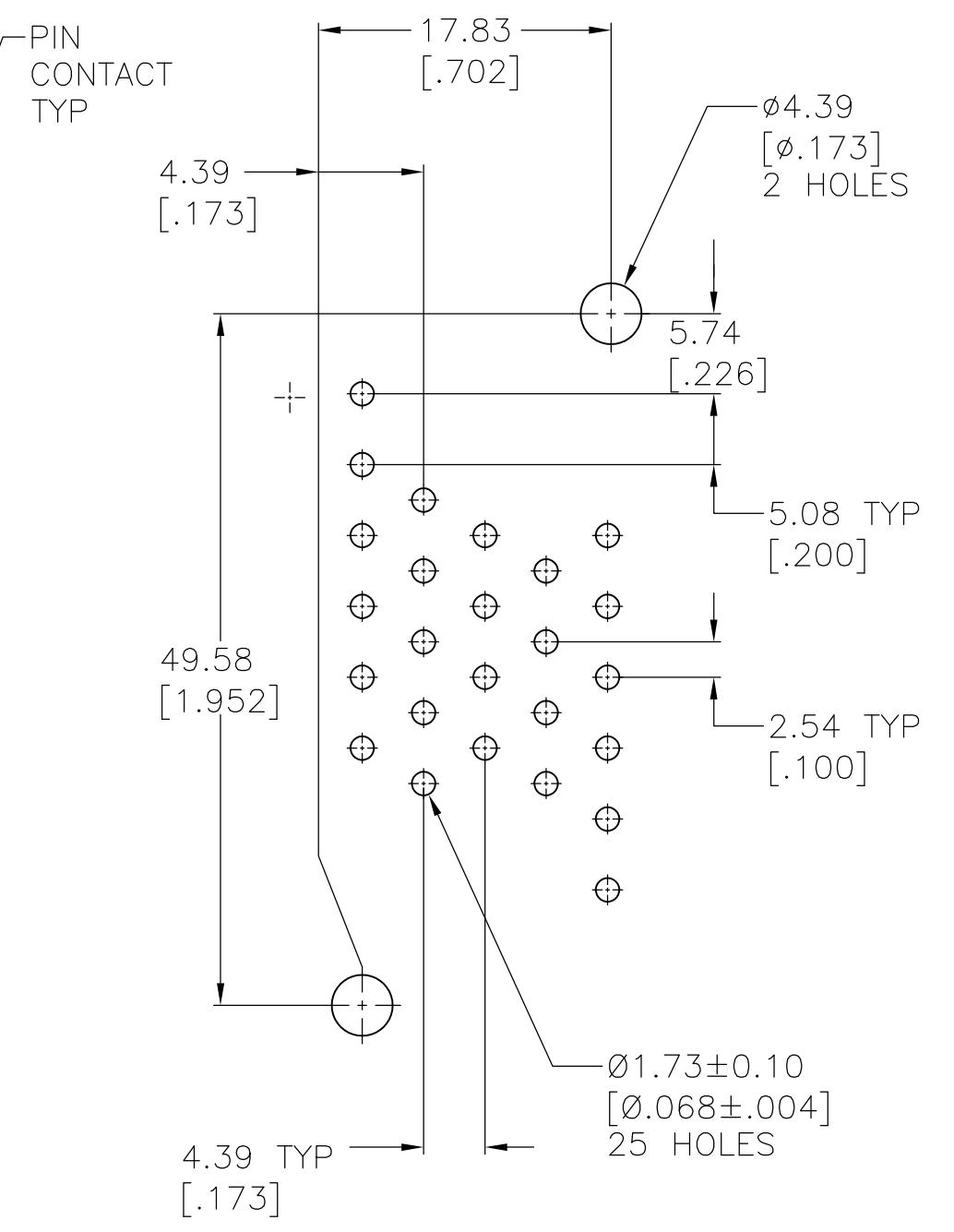
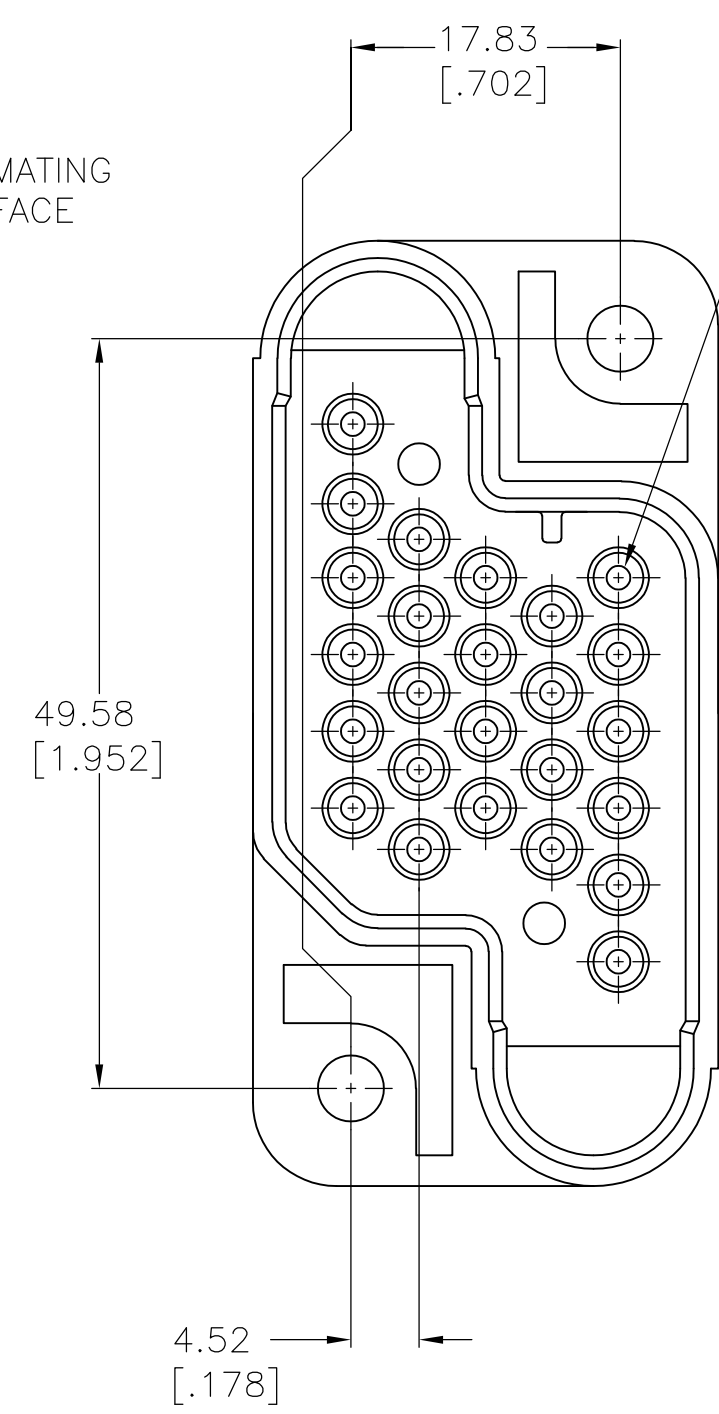
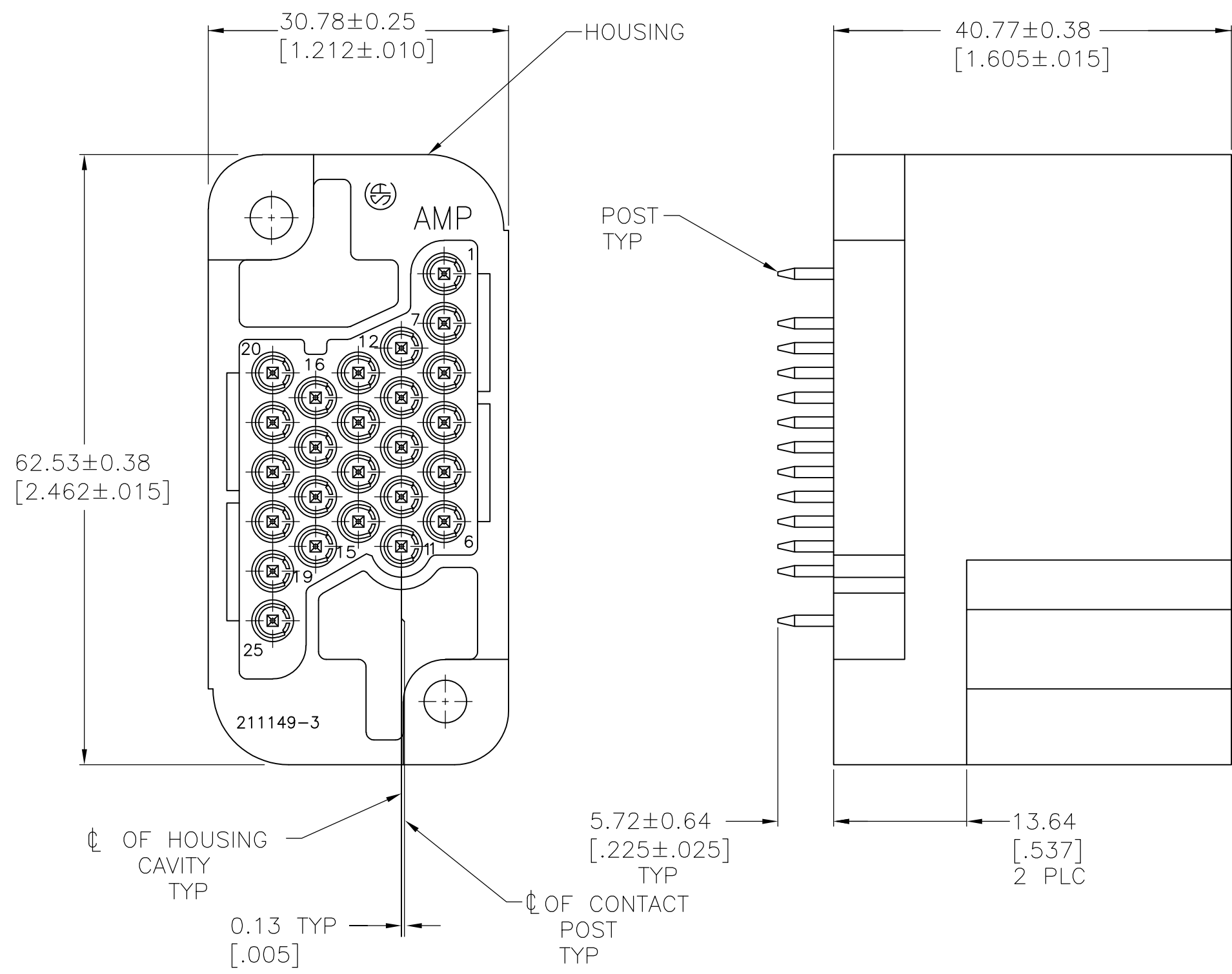


THIS DRAWING IS UNPUBLISHED. RELEASED FOR PUBLICATION  
 © COPYRIGHT - By - ALL RIGHTS RESERVED.

REVISIONS				
P	LTR	DESCRIPTION	DATE	APVD
D		REVISED PER ECO-16-004940	05AUG2016	NK MZ



RECOMMENDED PC BOARD LAYOUT

- 1 ALL POSITIONS LOADED WITH POSTED PIN CONTACT.
- 2 0.76um[.000030] MIN GOLD FOR A LENGTH OF 5.08[.200] MIN FROM MATING END, GOLD FLASH ON THE REMAINDER, BOTH OVER 1.27um [.000050] MIN NICKEL ON PIN END. POST END 2.54um[.000100] MIN TIN-LEAD OVER 1.27um[.000050] MIN NICKEL.
- 3 CONTACT ASSEMBLY SHOULD BE FULLY SEATED IN HOUSING PRIOR TO SOLDERING TO PRINTED CIRCUIT BOARD.
- 4 POSITIONS 1 THRU 13, 15 THRU 17, 20, 21, AND 25 LOADED WITH POSTED PIN CONTACT. POSITIONS 14, 23, AND 24 LOADED WITH GROUND CONTACT.
- 5 0.76um[.000030] MIN GOLD FOR A LENGTH OF 5.87[.231] MIN FROM MATING END, GOLD FLASH ON THE REMAINDER, BOTH OVER 1.27um [.000050] MIN NICKEL ON PIN END. POST END 2.54um[.000100] MIN TIN-LEAD OVER 1.27um[.000050] MIN NICKEL.
- 6 0.76um[.000030] MIN GOLD FOR A LENGTH OF 5.08[.200] MIN FROM MATING END, GOLD FLASH ON THE REMAINDER, BOTH OVER 1.27um [.000050] MIN NICKEL ON PIN END. POST END 2.54um[.000100] MIN TIN OVER 1.27um[.000050] MIN NICKEL.
- 7 0.76um[.000030] MIN GOLD FOR A LENGTH OF 5.87[.231] MIN FROM MATING END, GOLD FLASH ON THE REMAINDER, BOTH OVER 1.27um [.000050] MIN NICKEL ON PIN END. POST END 2.54um[.000100] MIN TIN OVER 1.27um[.000050] MIN NICKEL.
- 8 OBSOLETE PARTS: OBSOLETE CIS STREAMLINING PER D.RENAUD/D.SINISI

OBSOLETE	7	6	4	213672-4
	7	6	1	213672-3
8 OBSOLETE	5	2	4	213672-2
OBSOLETE	5	2	1	213672-1
		GROUND CONTACT FINISH	PIN CONTACT FINISH	PART NUMBER

THIS DRAWING IS A CONTROLLED DOCUMENT.		DWN C DORWART 03/11/91	TE Connectivity	
DIMENSIONS: mm [INCHES]		CHK R.STONE 3-21-91	RECEPTACLE ASSEMBLY, 25 POSITION, DRAWER CONNECTOR, METRIMATE	
TOLERANCES UNLESS OTHERWISE SPECIFIED:		APVD -	SIZE A2	
0 PLC ± -		PRODUCT SPEC -	CAGE CODE 00779	DRAWING NO C=213672
1 PLC ± -		APPLICATION SPEC -	RESTRICTED TO -	
2 PLC ± 0.13 [.005]		WEIGHT -	SCALE 2:1	SHEET 1 OF 1
3 PLC ± -		CUSTOMER DRAWING	REV D	
4 PLC ± -				
ANGLES ± -				
FINISH -				
MATERIAL HOUSING: POLYESTER, BLACK. PIN & GROUND CONTACT: BRASS. SPRING: STAINLESS STEEL.				