THE DRAWING IS UNPUBLISHED
© COPYRIGHT 20 BY
ALL RIGHTS RESERVED

Project NR
PRJ-17-000901935

REVISIONS

P	LTR	DESCRIPTION	DATE	DWN	APVD
	1	Draft for customer	06MAR2017	MB	MV
	2	General Update	28JUN2017	MB	MV
	3	Additional brackets modified	27JUL2017	MB	MV

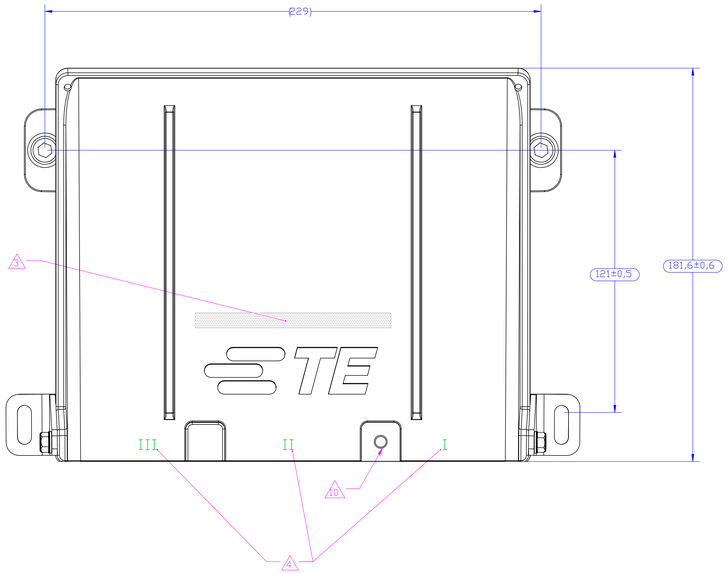

Tableau des caractéristiques / *Characteristics table*

REFERENCES *REFERENCES*	N° FTP	*N° FTP*	N/A
	Instructions de montage	*Mounting instructions*	114-157008
	Normes de références	*Standard references*	EN50467:2012
CARACTERISTIQUES GENERALES *GENERAL CHARACTERISTICS*	Matériau boîtier	*Material shell's*	Aluminum
	Finition boîtier	*Shell plating finishes*	Black paint RoHS
	Matériau isolant	*Material insulator's*	Polyamide
	Fiche techniques contacts	*Contacts data(s) sheet(s)*	114-157010
	Raccordement des contacts	*Contact termination*	To be crimp
	Calibre du contact	*Contact caliber*	Ø20 mm
	Plage de câble admissible	*Cable cross section range*	up to 240mm²
	Ømaxi du câble dans l'alvéole	*Ømaxi of cable per cell*	Ø30 mm
	Capacité du presse étoupe	*Cable gland capacity*	N/A
CARACTERISTIQUES ELECTRIQUES *ELECTRICAL CHARACTERISTICS*	Tension maxi d'utilisation	*Max. service voltage*	4000V
	Intensité maxi admissible	*Max. current rating*	TBD
	Tension de tenue	*Voltage withstanding*	>12kV
	Ligne de fuite minimale	*Minimum creepage distance*	62mm
	Distance dans l'air minimale	*Minimum insulation distance in air*	39mm
	Catégorie de surtension	*Over voltage category*	See table
	Degré de pollution	*Pollution degree*	See table
	Résistance d'isolement	*Insulation withstanding*	>5000Mohm
	Résistance de contact	*Contact resistance*	<0,15mOhm
	Continuité de blindage	*Shielding continuity*	Oui
	Impédance	*Impedance*	N/A
CARACTERISTIQUES ENVIRONNEMENTALES *ENVIRONMENTAL CHARACTERISTICS*	Température de service	*Operating temperature*	-40°C / +100°C
	Indice de protection (connecteur accouplé)	*Protection index (mated connector)*	IP68
	Tenue à la corrosion (connecteur accouplé)	*Corrosion withstanding (mated connector)*	500h salt spray
	Tenue aux fluides	*Fluids withstanding*	Compliant with NFF61030 requirements
	Classement feu-fumée	*Fire and smoke class*	NF16-101/102 requirement2 EN45545-2 / R22:HL3 / R23:HL3
CARACTERISTIQUES MECANIQUES *MECHANICAL CHARACTERISTICS*	Endurance	*Mating / unmating cycles*	500 cylces
	Poids	*Weight*	2316 g
	Système de verrouillage	*Coupling system's*	2x M8 CHC screws
	Système de codage	*Keying system's*	6 codings
	Tenue aux chocs	*Shocks behaviour*	EN61373:2000 cat.1, classB
	Tenue en vibration	*Vibrations behaviour*	EN61373:2000 cat.1, classB
	Couple de verrouillage	*Coupling torque*	10±1 Nm
	Effort d'accouplement	*Mated force*	To be defined
	Rétention du contact (dans l'isolant)	*Contact retention (into insert)*	To be defined
	Rétention du calibre (masse - Øbroche)	*Caliber retention (weight - Øpin contact)*	To be defined
	Effort de traction du cable sur la fiche	*Cable pulling force on plug*	N/A
	Rétention de l'isolant (dans le boîtier)	*Insert retention (into shell)*	To be defined
	Protection des contacts de ligne	*Line contact protection*	No

1 ( ) : cotes pour information / *dimensions for information*
( ) : cotes de controle / *inspection dimensions*

2 Instructions de mise en oeuvre à appliquer par le client
Customer instructions to be applied by the customer

3 Marquage laser :
Année-Semaine + TE + FXP2PA-3M40-P
Laser marking :
Year-Week + TE + FXP2PA-3M40-P

4 Marquage laser :
Lignes de conducteurs (III, II, I)
Laser marking :
Conductor lines (III, II, I)

5 Isolants compatibles avec les contacts :
Contact mâle calibre 20mm à sertir de 70 à 240mm2 (plan C-212772)
Insulators available for contacts :
Male contacts caliber 20mm to be crimped from 70 to 240mm2 (drawing C-212772)

6 Lignes de conducteur repérées de moulage
Conductor lines marking molded on insulator (III, II, I)

7 Pion détrompage à monter par le client
Keying pin to be mounted by the customer

8 Peinture PU noire RoHS
Black PU paint RoHS

9 Logements de chaque coté pour pion de détrompage (rep.6)
Slots on each side for keying pin (rep.6)

10 M5 pour cosse de terre optionnelle (longueur utile 10mm)
Cs = 2,4 N.m suivant NF F61-021 tableau 2
M5 for optional earth lug (thread lenght 10mm)
Cs = 2,4 N.m according to NF F61-021 table 2

11 Couple de serrage 10±1 Nm
Tightening torque 10±1 Nm

12 Couple de serrage 3±1 Nm
Tightening torque 3±1 Nm

13 Couple de serrage 5±1 Nm
Tightening torque 5±1 Nm

14 Coller les vis au frein filet fort
Stick the screws with a strong thread lock

14 Specification de packaging : 107-157006
Packaging spec : 107-157006

15 Obturateur de voie électrique disponible :
Référence YD-KC-212810A-P000
Shutter of electrical way available:
Reference YD-KC-212810A-P000

PRELIMINARY DRAWING
ONLY FOR INFORMATION

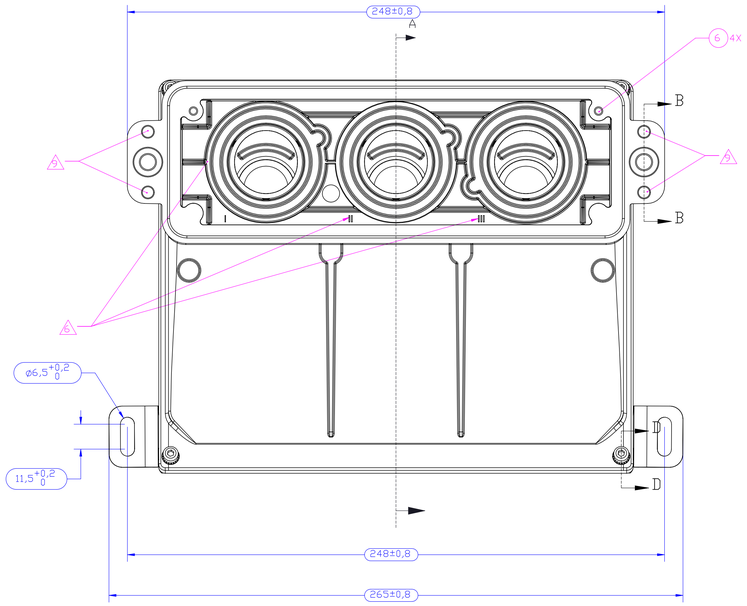

View with brackets advanced at maximum

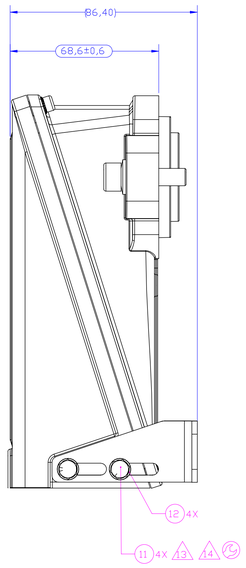

View with brackets receded at maximum

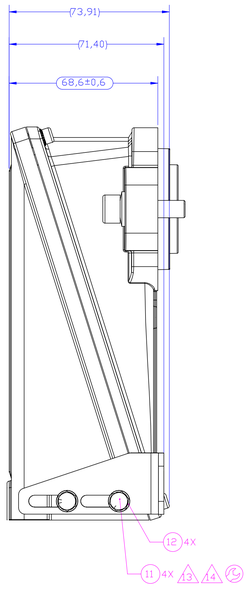

COUPE A-A
View with contacts
(not included in BOM)

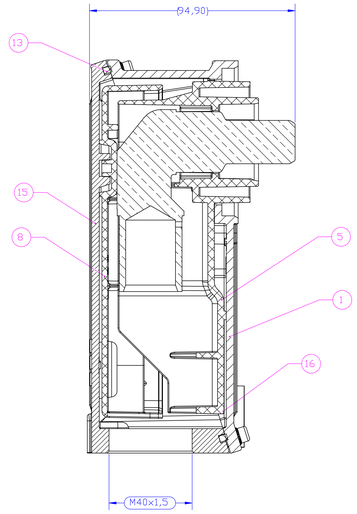

COUPE D-D

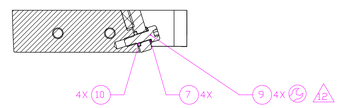

COUPE B-B

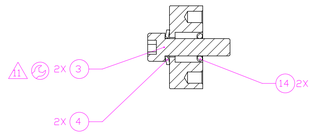

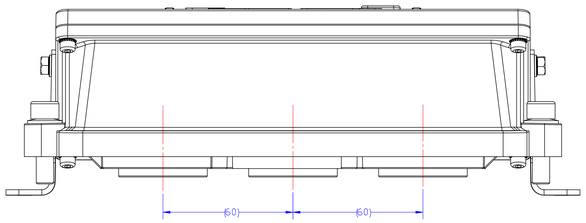

Observations Remarks	Protection Plating	Fiche matière Data sheet	Matière Material	Masse (g) Weight (g)	Nbr Qty	Codification Part number	Désignation Designation	REP Item
-	- -	-	Plastique Plastic	1.50	1	0206-0329AS	Sachet déshydratant Deshydrating bag	19
-	- -	-	Plastique Plastic	0.80	1	Y000000000-EMB030	Sachet ZIP ZIP bag	18
-	- -	-	Carton Carton	104.04	1	Y00000-0206-0219AS	Boite Box	17
-	- -	FMME 3017	INOX Stainless	32.16	2	YT-KG-212812A-DY9C	Tôle de bridage Clamping support	16
- 8	- -	FMME 4005	Aluminium Aluminum	290.20	1	YF-KG-212764A-JD7A	Couvercle de corps de fiche 90° Angled body plug cover	15
-	- -	-	Elastomère Elastomer	0.16	2	0301-0111AS	Joint torique O'ring	14
-	- -	FTMP 874	Elastomère Elastomer	7.68	1	YB-KG-212768A-RE00	Joint de forme Shape seal	13
-	- -	-	Inox Stainless steel	0.46	4	0436-0005-M-I	Rondelle contact étroite Narrow contact washer	12
-	- -	-	Inox Stainless steel	3.06	4	HM05X10-I	Vis H M5x10 H screw M5x10	11
-	- -	-	Elastomère Elastomer	0,03	4	0301-0122AS	Joint torique Ø1.5 x 3.3 O ring Ø1.5 x 3.3	10
-	- -	-	Inox Stainless steel	2.26	4	CHCM04x12-I	Vis CHC M4x12 Screw CHC M4x12	9
-	- -	FTMP 457	Polyamide Polyamide	164.58	1	YK-KG-212767A-PN00	Couvercle isolant Insert cover	8
-	- -	-	Acier Inox Stainless steel	0.15	4	0436-0004-E-I	Rondelle contact Spring washer	7
-	- -	-	Inox Stainless steel	1.86	4	CHCM04x08-I	Vis CHC Screw CHC	6
-	- -	FTMP 457	Polyamide Polyamide	349.30	1	YK-KC-212766A-PN00	Isolant 90° mâle Crossed 90° male insulator	5
-	- -	-	Inox Stainless steel	1.80	2	0436-0008-I	Rondelle contact Washer	4
-	- -	-	Inox Stainless steel	19.23	2	CHCM08x30-I	Vis CHC Screw CHC	3
- 7	- -	FTMP 653	Polycarbonate Polycarbonate	0.21	2	YD-KA-210840A-QM00	Pion Keying pin	2
- 8	- -	FMME 4005	Aluminium Aluminum	213.71	1	YF-KC-212762A-JD8E	Corps de fiche à 90° 90° plug body	1

Référence commerciale / *Commercial reference* : FXP2PA-3M40-P

YE-KC-212777A-0000
PART NO

THIS DRAWING IS A CONTROLLED DOCUMENT.
DIMENSIONS: mm
TOLERANCES UNLESS OTHERWISE SPECIFIED: 0 PLC ± - ; 1 PLC ± - ; 2 PLC ± - ; 3 PLC ± - ; 4 PLC ± - ; ANGLES ± -
MATERIAL: - ; -
FINISH: - ; -

DR	M.BONNIN	06MAR2017
CH	JF.GALIPAUD	06MAR2017
APP	M.VIMARD	06MAR2017

PRODUCT SPEC: 108-157008
APPLICATION SPEC: 114-157008
WEIGHT: 2316 g

TE Connectivity

NAME: Fiche 90° mâle cal. 20
Male 90° plug cal. 20

SIZE	CAGE CODE	DRAWING NO	RESTRICTED TO
A0	-	C-212777	-

CUSTOMER DRAWING | SCALE 1:1 | SHEET 1 OF 1 | REV 41

4806 (3/13)
Solidworks DRAWING

REF : SIPS 3E rev 8