

THIS DRAWING IS UNPUBLISHED.  
DIFFUSION RESTREINTE

RELEASED FOR PUBLICATION  
LIBRE A LA DIFFUSION

20

ALL RIGHTS RESERVED.  
TOUS DROITS RESERVES

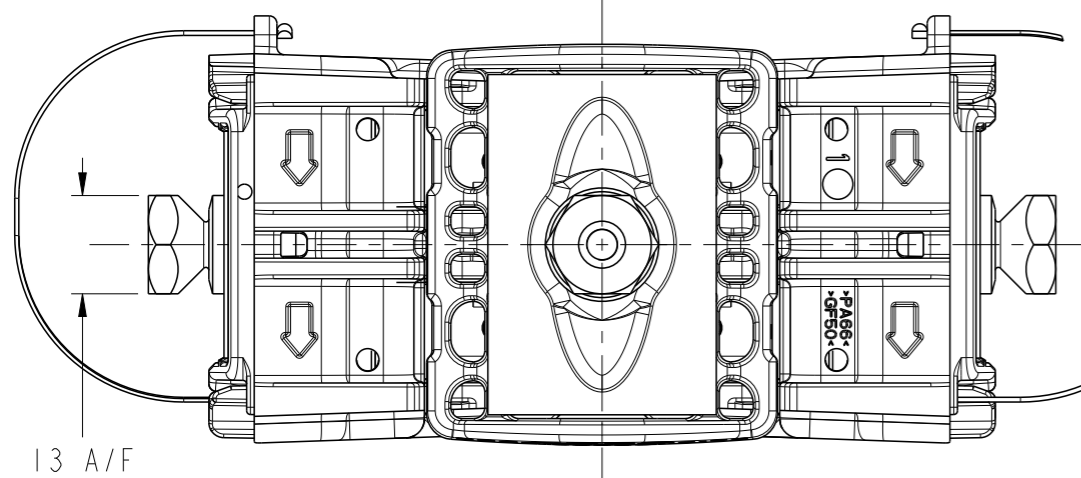
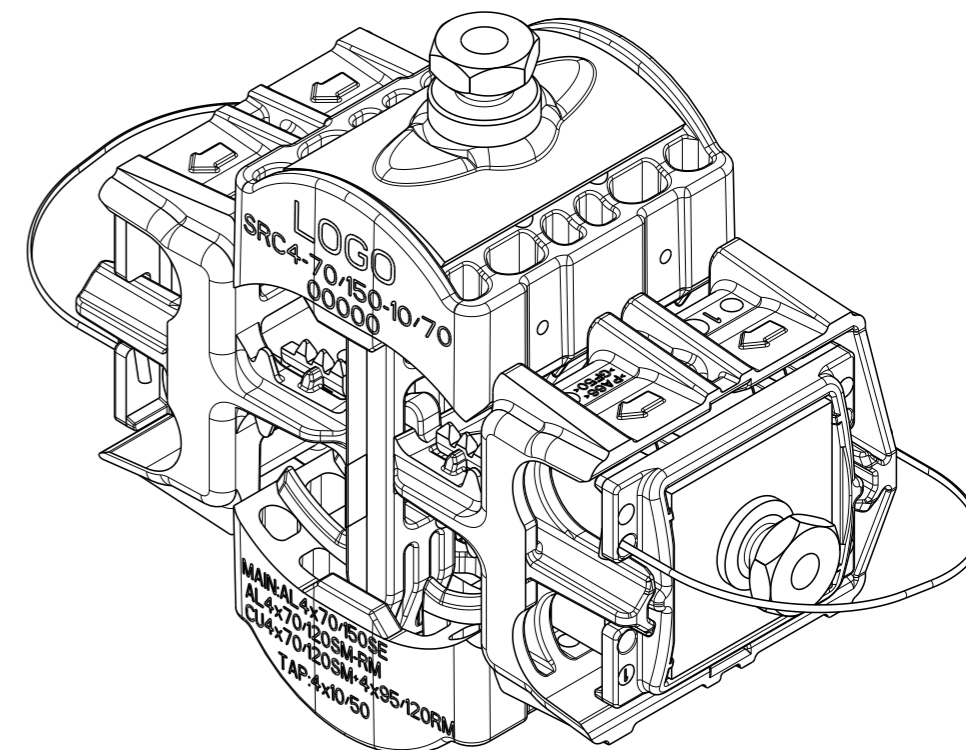
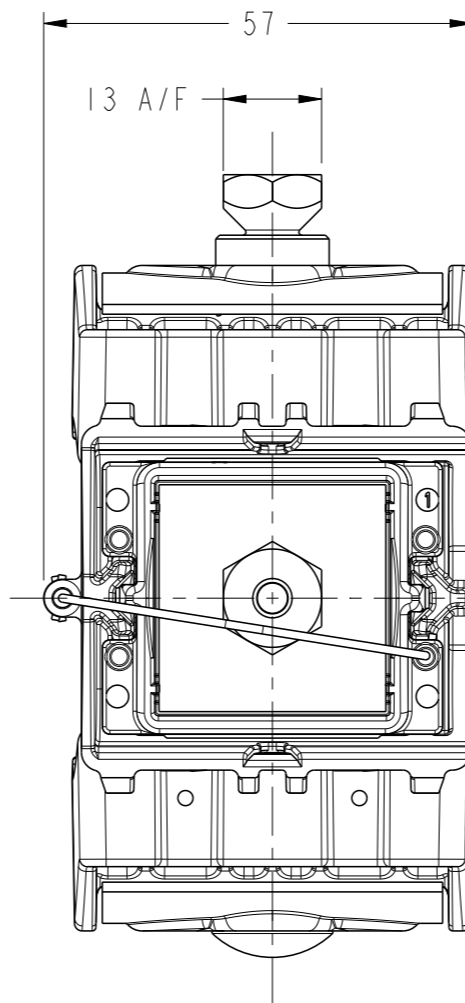
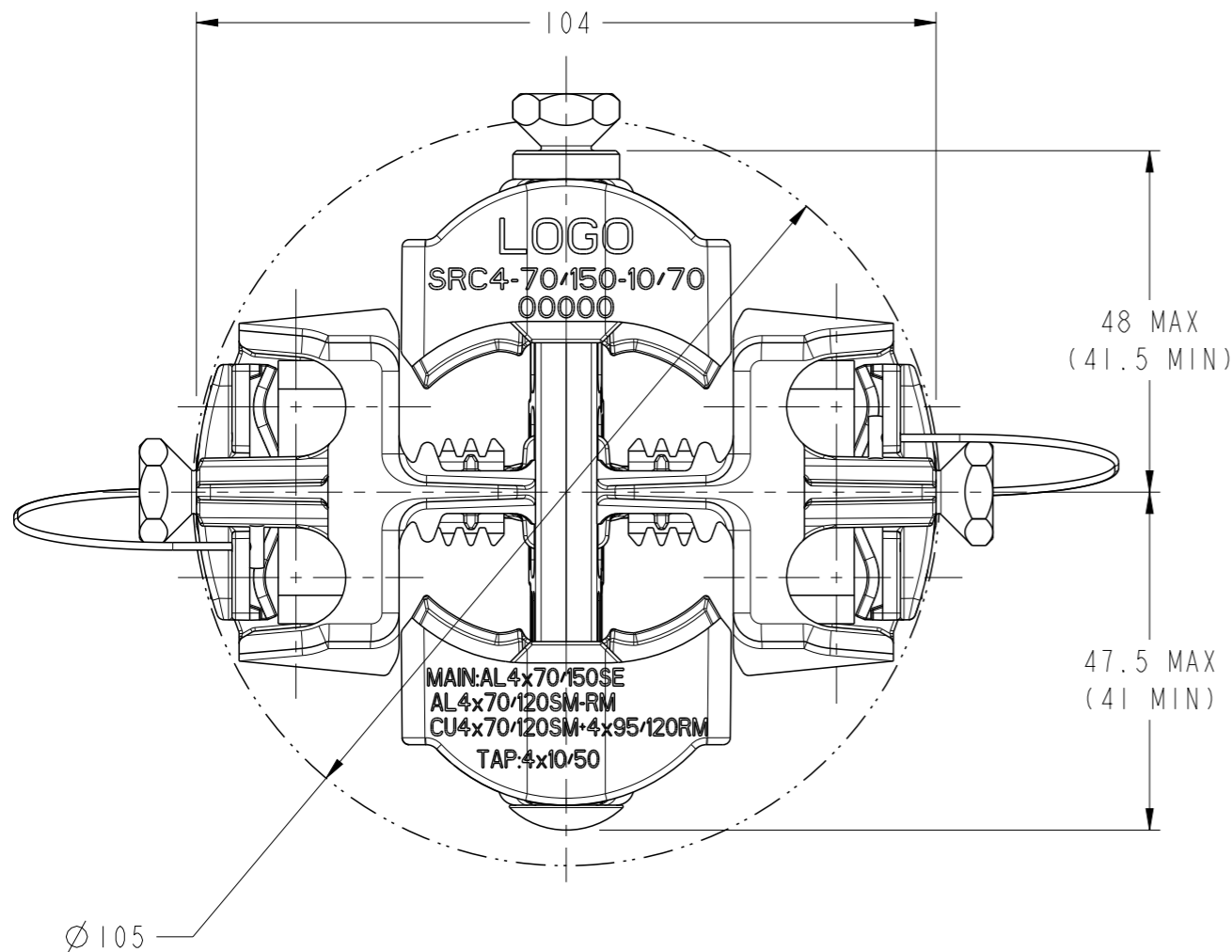
© COPYRIGHT 20

LOC  
FH

DIST  
00

REVISIONS

P	LTR REV	DESCRIPTION MODIFICATIONS	DATE	DWN DESS.	APVD APP.
	A	CREATION (WAS P201891)	27JAN2012	BP	AG
	B	MARKING/RANGE TAKING	01AUG2012	BP	AG
	C	ECR-16-011044	02AUG2016	LP	NA



MM <sup>2</sup>	AL				CU			
	ROUND STRANDED /RM /Rond câblé	ROUND SOLID /RE /Rond massif	SECTOR STRANDED /SM /Sectoral câblé	SECTOR SOLID /SE /Sectoral massif	ROUND STRANDED /RM /Rond câblé	ROUND SOLID /RE /Rond massif	SECTOR STRANDED /SM /Sectoral câblé	SECTOR SOLID /SE /Sectoral massif
CROSS-SECTION OF MAIN CONDUCTOR /Querschnitt Hauptkabel /Section conducteur principal	70/120	-	70/120	70/150	95/120		70/120	
CROSS-SECTION OF TAP CONDUCTOR /Querschnitt Abzweigkabel /Section conducteur dérivé	10/50	10/70	10/50	10/70	10/50	10/50	10/50	10/50

THIS DRAWING IS A CONTROLLED DOCUMENT.  
CE PLAN EST UN DOCUMENT CONTRÔLÉ PAR TYCO ELECTRONICS CORPORATION.  
IL EST SUSCEPTIBLE D'ÊTRE REVISÉ. POUR OBTENIR LA DERNIÈRE RÉVISION,  
CONTACTER LE SERVICE TECHNIQUE DE TYCO ELECTRONICS SIMEL SAS,  
21220 GEVREY-CHAMBERTIN, FRANCE

DIMENSIONS: mm	TOLERANCES UNLESS OTHERWISE SPECIFIED: TOLERANCES NON SPECIFIÉES (SUIV NB DE DECIMALES): 0 PLC/DEC: ±0 1 PLC/DEC: ±0 2 PLC/DEC: ±0 3 PLC/DEC: ±0 4 PLC/DEC: ±0 ANGLES ±-
MATERIAL MATIERE	FINISH FINITION

DWN/DESSINE L. PETRIGNET 27JAN2012	CHK/VERIFIE B. PELTIER	APVD/APPROUVE A. GUICHARD	PRODUCT SPEC SPEC. PRODUIT	APPLICATION SPEC SPEC. APPLICATION	WEIGHT MASSE APPROX. 516g
CUSTOMER DRAWING /PLAN CLIENT			UNIQUEMENT POUR REFERENCE	SCALE ECHELLE	SHEET FEUILLE



SRC4-70/150-10/70

SRC4-70/150-10/70	2107492-1
DESCRIPTION	PART NUMBER

SIZE FORMAT A3	CAGE CODE	DRAWING NO No PLAN C=2107492	RESTRICTED TO RESERVE A
REV C	OF DE	SHEET FEUILLE	SCALE ECHELLE