

4

3

2

1

THIS DRAWING IS UNPUBLISHED.

RELEASED FOR PUBLICATION

ALL RIGHTS RESERVED.

© COPYRIGHT - By -

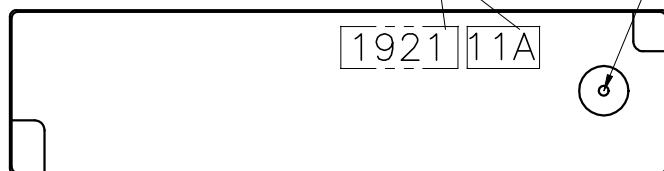
REVISIONS

P	LTR	DESCRIPTION	DATE	DWN	APVD
D		RELEASE	30MAY2019	X.Z	S.Z

NOTE

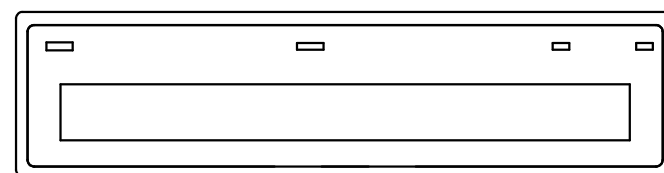
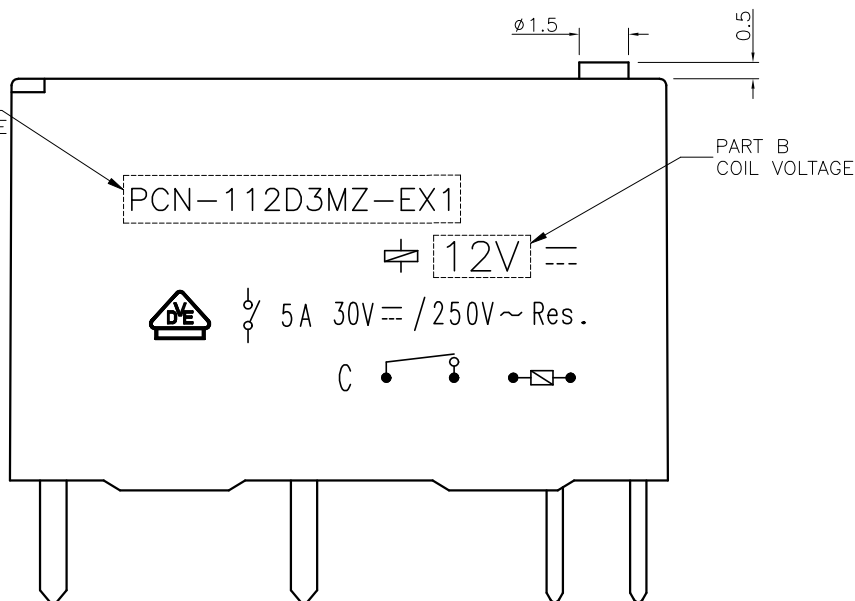

1. TERMINAL DIMENSION IS AFTER SOLDER DIP.
2. LOT NO. SYSTEM AS FOLLOWING;
 $\frac{1}{I} \frac{9}{II} \frac{2}{III} \frac{1}{IV}$ I ...2 DIGITS FOR THE CHRISTIAN YEAR
2019....19 20xx....xx
II ...2 DIGITS FOR WEEK MANUFACTURED AS
21.... 21WEEKS IN I YEAR
xx.... xx WEEKS IN I YEAR
3. ADD LOT NO. SYSTEM AS FOLLOWING;
 $\frac{1}{I} \frac{1}{II} \frac{A}{III}$ I, DIGITS FOR DAY OF THE WEEK
II, DIGITS FOR SHIFT OF THE DAY
III, ONE CHARACTER DISTINGUISH THE LINE
4. SPECIFICATION: REFER DATA SHEET, EXCEPT:
4.1 CONTACT RATING: 5A
4.2 SPECIAL COVER WITH VENT HOLE

LOT NO.,SEE NOTE.2 SEE NOTE.3 VENT HOLE



PART A PRODUCT NAME

PART B COIL VOLTAGE



PCN-112D3MZ	12V	PCN-112D3MZ,00400	2071520-1	1
PART A	PART B	PART DESCRIPTION	TE PART NO.	No

THIS DRAWING IS A CONTROLLED DOCUMENT.

DWN XN.ZHANG 21MAY2019

DIMENSIONS: mm TOLERANCES UNLESS OTHERWISE SPECIFIED:

0 PLC	± -
1 PLC	± -
2 PLC	± -
3 PLC	± -
4 PLC	± -
ANGLES	± -

MATERIAL FINISH

CHK -


APVD SUNNY.ZHANG

PRODUCT SPEC -

APPLICATION SPEC -

WEIGHT 0

CUSTOMER DRAWING



NAME PCN-1XXD3MZ, 00400 CUSTOMER DRAWING

SIZE	CAGE CODE	DRAWING NO	RESTRICTED TO
A3	00779	C=2071520	-

SCALE 5:1 SHEET 1 of 1 REV D