© – TE Connectivity. All Rights Reserved.

REVISIONS					
P	LTR	DESCRIPTION	DATE	DWN	APVD
	AC	REVISED PER ECR-24-213594	01JUL2024	RK	FJS

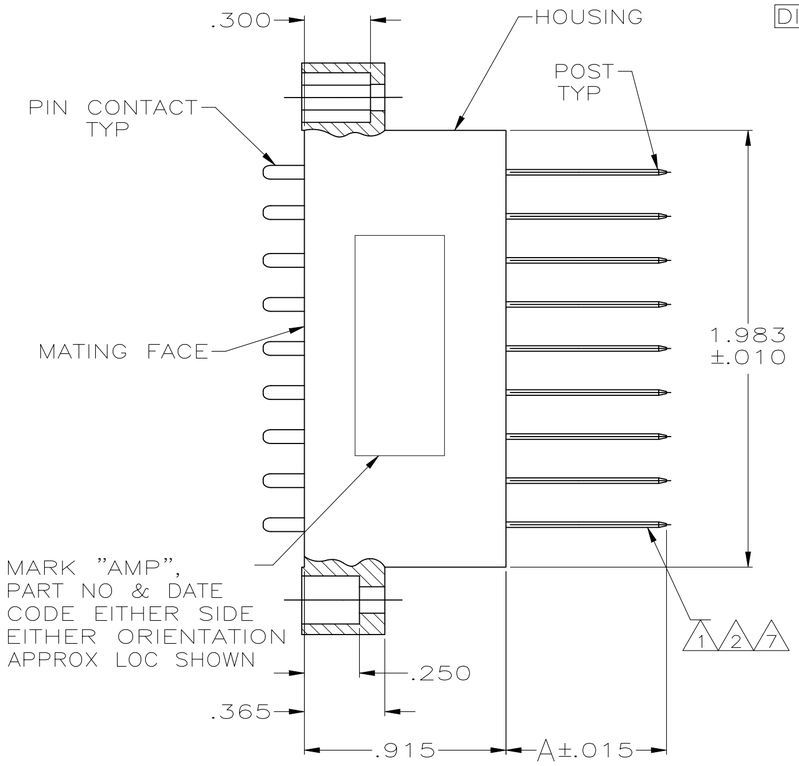

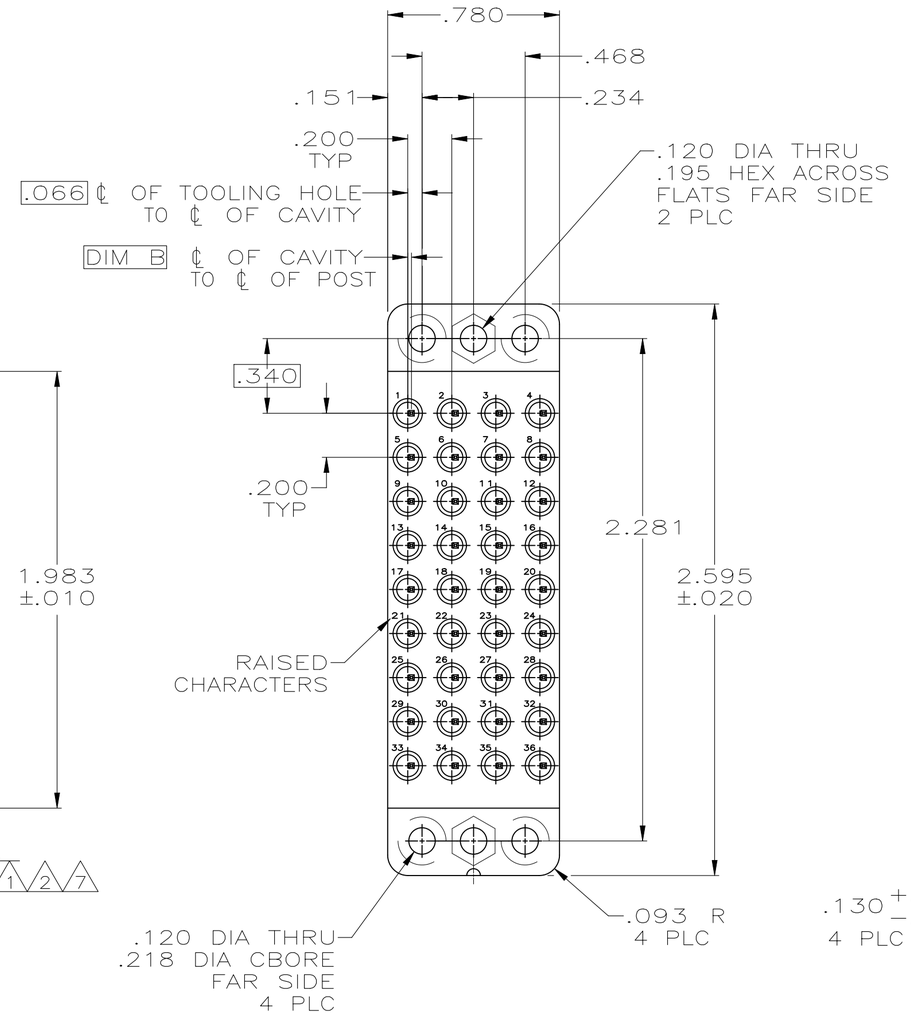

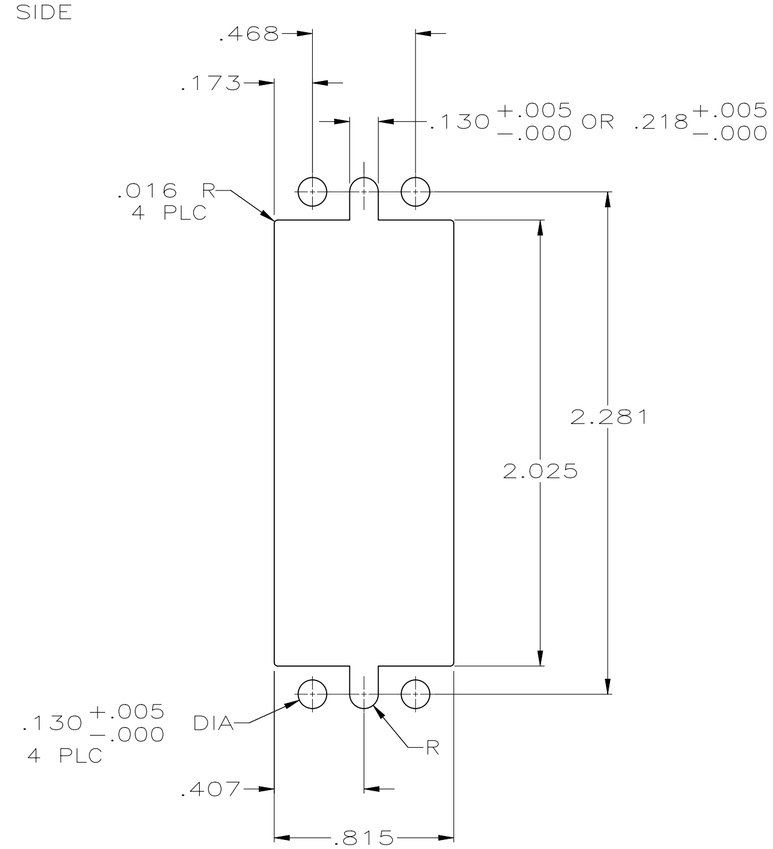

SUGGESTED PANEL CUTOUT

1. CONTACTS ARE AUTOMATICALLY WIREABLE.
2. POST LENGTH WILL ACCEPT 3 TERMINATIONS.
3. THE MAX WIRE TO BE USED WITH THIS CONNECTOR IS #24 AWG.
4. .000100 MIN TIN-LEAD OVER .000050 MIN NICKEL.
5. PRECIOUS METAL PLATE OVER NICKEL PER QQ-N-290.
6. TIN-LEAD PLATED PER MIL-T-10727.
7. SELECTIVELY LOADED; POSITIONS 1 THRU 12, 17 THRU 20, AND 25 THRU 36, FOR 205629-2 ONLY.
8. .000100 MIN TIN OVER .000050 MIN NICKEL.
9. OBSOLETE PARTS: OBSOLETE CIS STREAMLINING PER D.RENAUD/D.SINISI

	NOTES	POST PLATING	DIM B	DIM A	CONTACT FINISH	PART NUMBER
	—	8	.017	.659	5	~~1-205629-2~~
9	—	8	.017	.215	5	~~1-205629-1~~
OBSOLETE	7	8	.000	.810	5	~~1-205629-0~~
OBSOLETE	—	8	.000	.810	5	~~205629-9~~
OBSOLETE	—	—	.005	.810	6	~~205629-8~~
OBSOLETE	—	—	.017	.160	5	~~205629-7~~
9 OBSOLETE	—	4	.017	.659	5	~~205629-5~~
OBSOLETE	—	—	.000	.810	6	~~205629-4~~
OBSOLETE	—	4	.017	.215	5	~~205629-3~~
9 OBSOLETE	7	4	.000	.810	5	~~205629-2~~
	—	4	.000	.810	5	205629-1

THIS DRAWING IS A CONTROLLED DOCUMENT.

DIMENSIONS: INCHES

TOLERANCES UNLESS OTHERWISE SPECIFIED:
0 PLC ± –
1 PLC ± –
2 PLC ± –
3 PLC ± .005
4 PLC ± –
ANGLES ± –

MATERIAL
HOUSING: PHENOLIC, MIL-M-14, TYPE CFG, COLOR: BLACK
CONTACTS & POSTS: BRASS

FINISH
CONTACTS: SEE TABLE
POSTS: SEE TABLE

DWN B. MOYER 04/24/91
CHK R. STONE 5-8-91
APVD —
PRODUCT SPEC —
APPLICATION SPEC —
WEIGHT —

TE Connectivity

NAME
PIN BLOCK ASSEMBLY, 36 POSITION, .200 GRID, M SERIES
—

SIZE	CAGE CODE	DRAWING NO	RESTRICTED TO
A2	00779	C-205629	—

CUSTOMER DRAWING | SCALE 2:1 | SHEET 1 OF 1 | REV AC

205629