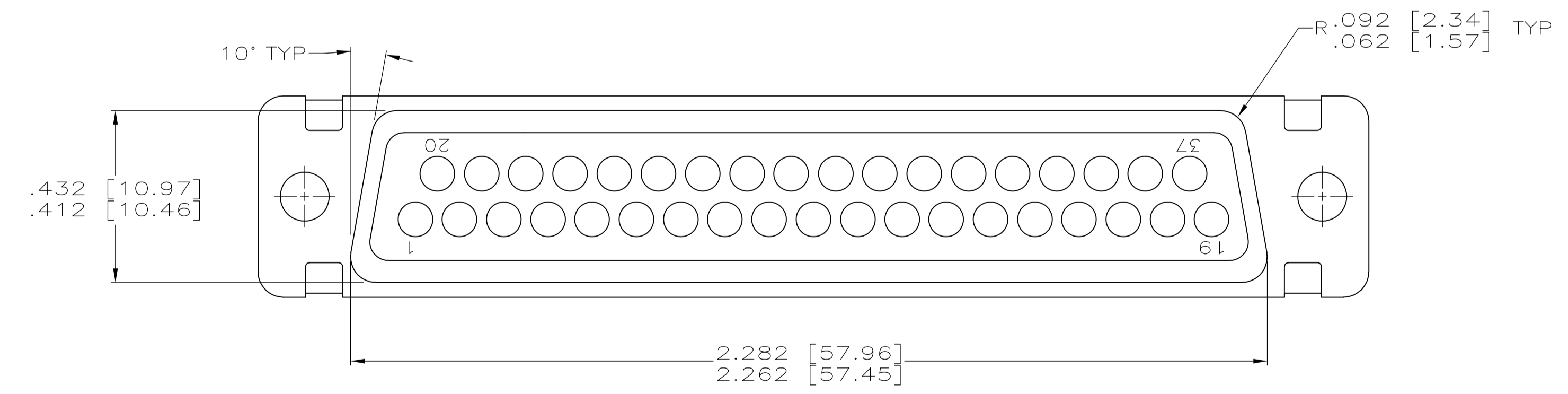
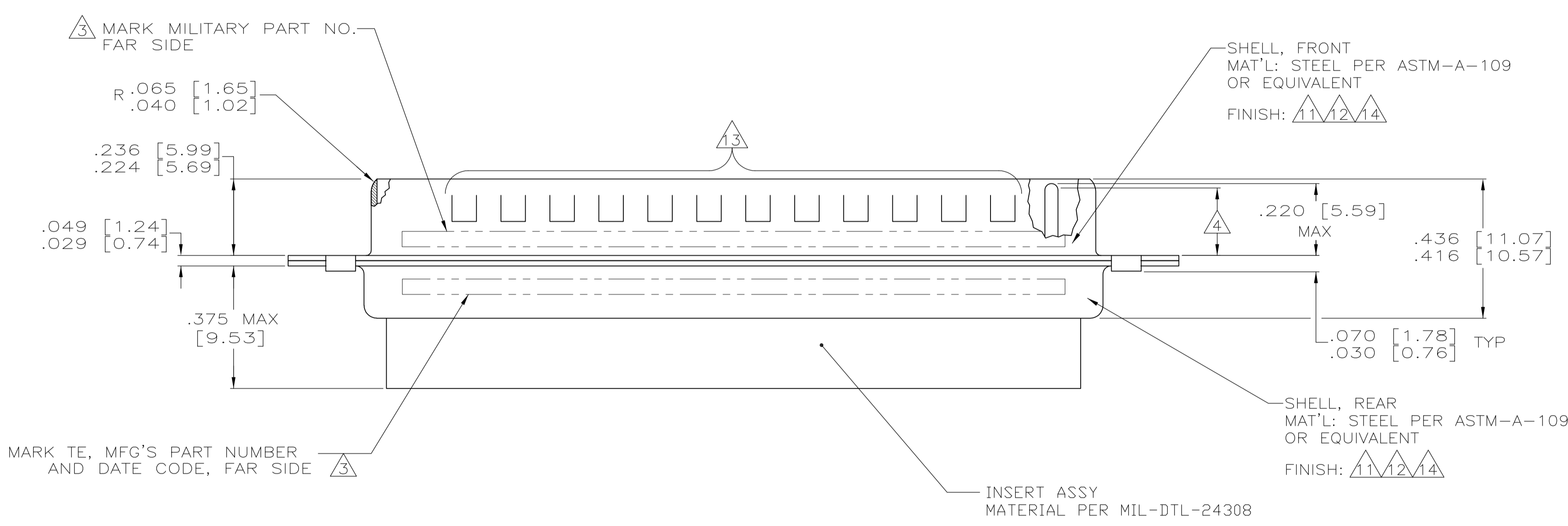
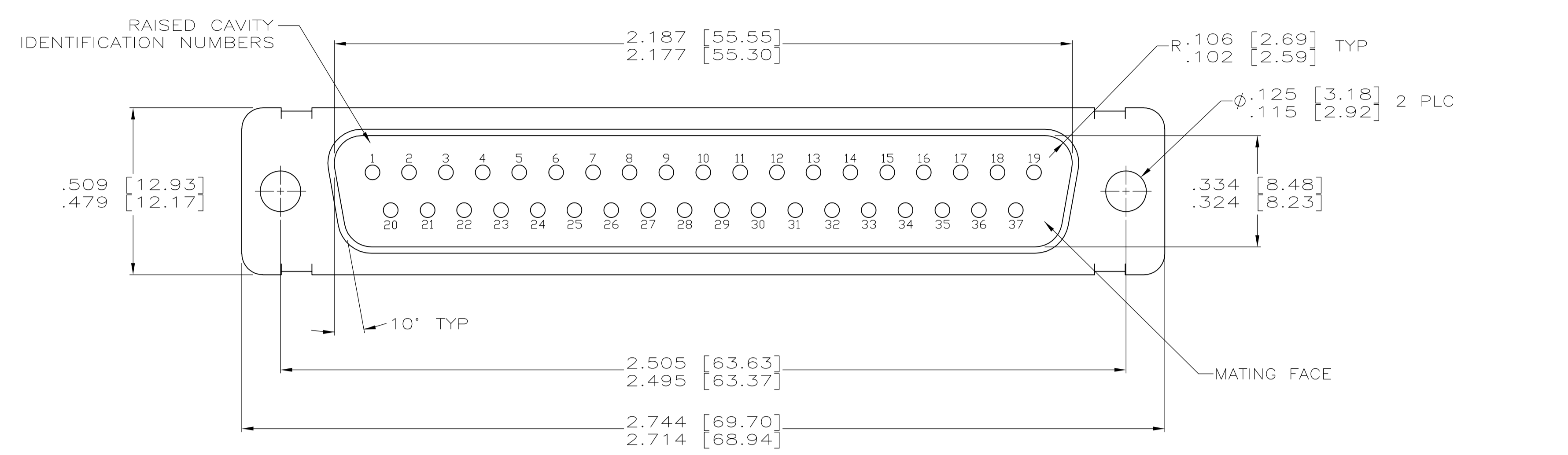


LOC		DIST		REVISIONS			
P	LTR	DESCRIPTION	DATE	DN	APVD		
Y	REV PER	ECO-15-016062	10NOV15	KG	CD		



- THIS CONNECTOR ASSEMBLY IS SUPPLIED WITH METAL CONTACT RETENTION CLIPS INSTALLED IN THE INSERT ASSEMBLY.
- THIS CONNECTOR ASSEMBLY MEETS THE REQUIREMENTS OF MIL-C-24308 AND MATES WITH ANY RECEPTACLE CONNECTOR WITH THE SAME INSERT ARRANGEMENT.
- THE PART NUMBER MARKED ON THE CONNECTOR MAY DIFFER FROM THE PART NUMBER ORDERED DUE TO THE MARKING REQUIREMENTS OF MIL-C-24308/4 (PART NUMBER MARKED ON CONNECTOR REPRESENTS CONNECTOR ASSEMBLY WITH CONTACTS). MARK WITH .047 [1.19]-.062 [1.57] HIGH CHARACTERS. FAR SIDE REFERS TO THE WIDE SIDE OF THE KEYSTONE.
- FULL PIN DIAMETER EXTENSION IS .155 [3.94] MIN. CONTACT NOT INCLUDED - SHOWN FOR DIMENSIONAL REFERENCE ONLY.
- THIS CONNECTOR ASSEMBLY IS DESIGNED TO ACCEPT SIZE 20 CRIMP TYPE PIN CONTACT MILITARY PART NUMBER M39029/64-369 (MFG'S PART NUMBER 205089-1). FOR ALTERNATE CONTACT OPTIONS CONSULT TE CATALOG.
- MAXIMUM WIRE INSULATION TO BE USED WITH THIS CONNECTOR ASSEMBLY IS .072 [1.83] DIAMETER.
- FOR CONTACT CRIMPING INSTRUCTION SHEET REFER TO TE IS 7516. FOR CONTACT INSTALLATION AND REMOVAL INSTRUCTION SHEET REFER TO TE IS 7508.
- PART NUMBER FOR ORDERING.
- DIMENSIONS AND TOLERANCES PER ANSI Y14.5M-1982.
- THIS DRAWING SHALL BE INTERPRETED IN ACCORDANCE WITH APPLICABLE STANDARDS LISTED IN MIL-STD-100.
- FINISH: CADMIUM PER QQ-P-416, TYPE II, CLASS 2 OVER COPPER PER AMS2418, CLASS 4.
- FINISH: TIN PER ASTM-B-545, .000200 [0.0051] MIN THK OVER COPPER PER AMS2418, .000050 [0.00127] MIN THK
- FRONT SHELL HAS GROUNDING INDENTS ON 205168-5 & -6 ONLY.
- FINISH: BRIGHT TIN PER ASTM-B-545, .000400 [0.0101]-.000550 [0.0139] THK OVER COPPER PER AMS2418, .000050 [0.00127] MIN THK.

REMARKS	INSERT ARRANGEMENT	NO OF POS	SHELL SIZE	PACKAGE MILITARY P/N	MILITARY P/N ON CONNECTOR	MFG'S P/N ON CONNECTOR	PART NUMBER
OBSOLETE							
OBSOLETE							
SUPSD BY 205292-1							
SUPSD BY 206802-2							

THIS DRAWING IS A CONTROLLED DOCUMENT.

DIMENSIONS: INCHES	TOLERANCES UNLESS OTHERWISE SPECIFIED:	0 PLC ± .0005	1 PLC ± .0005	2 PLC ± .0005	3 PLC ± .0005	4 PLC ± .0005	ANGLES ± .1°
--------------------	--	---------------	---------------	---------------	---------------	---------------	--------------

MATERIAL: SEE CALLOUTS FINISH: SEE CALLOUTS

THIS DRAWING IS A CONTROLLED DOCUMENT. DWG: AJ GRAFF 26FEB93 CHK: R GILLMAN 01MAR93

APPROVED: R GILLMAN 01MAR93 NAME: R GILLMAN

PRODUCT SPEC: MIL-C-24308 APPLICATION SPEC: MIL-C-24308

SIZE: A1 CAGE CODE: 00779 DRAWING NO: 205168 RESTRICTED TO: CUSTOMER DRAWING SCALE: 4:1 SHEET: 1 OF 1 REV: Y

STE TE Connectivity

AMPLIMITE PLUG ASSY WITHOUT SIZE 20 CRIMP TYPE PIN CONTACTS SERIES 109, SHELL SIZE 4