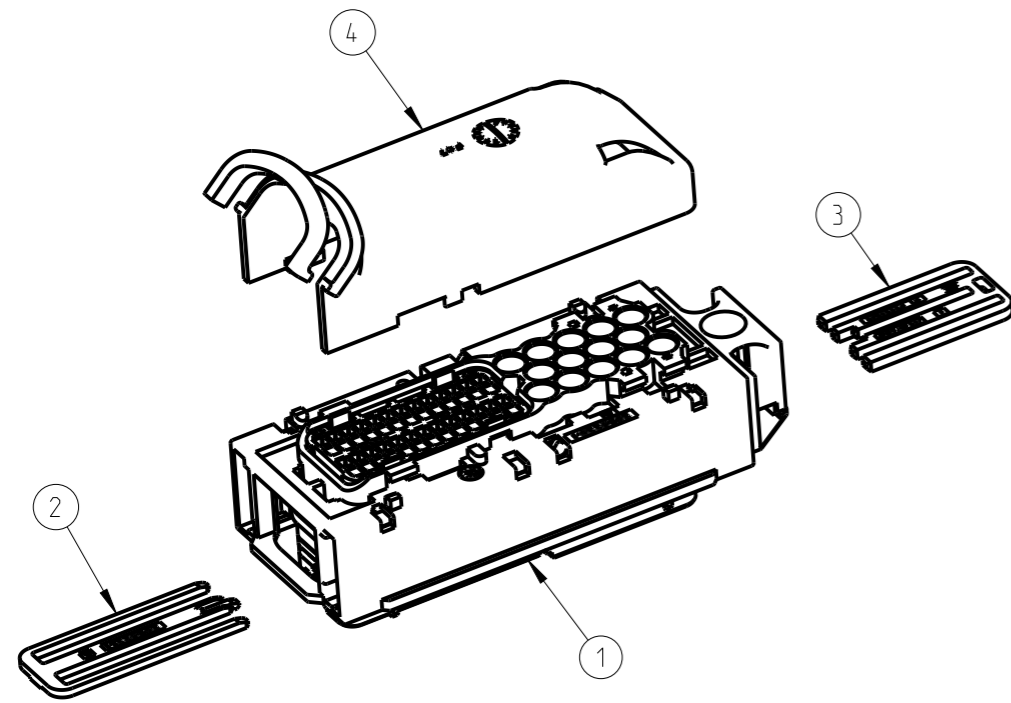


2050225-1 AS SHOWN



REVISIONS

P	LTR	DESCRIPTION	DATE	DWN	APVD
	A	RELEASED	05OCT2008	S.W	K.O
	A1	ECR-19-011243	17JUL2019	J.L	I.Y
	A2	ECR-19-018634	09DEC2019	J.L	I.Y
	A3	ECR-21-003981	02APR2021	J.L	J.Z

NOTES:

1. APPLICABLE CONTACT SYSTEM ARE:

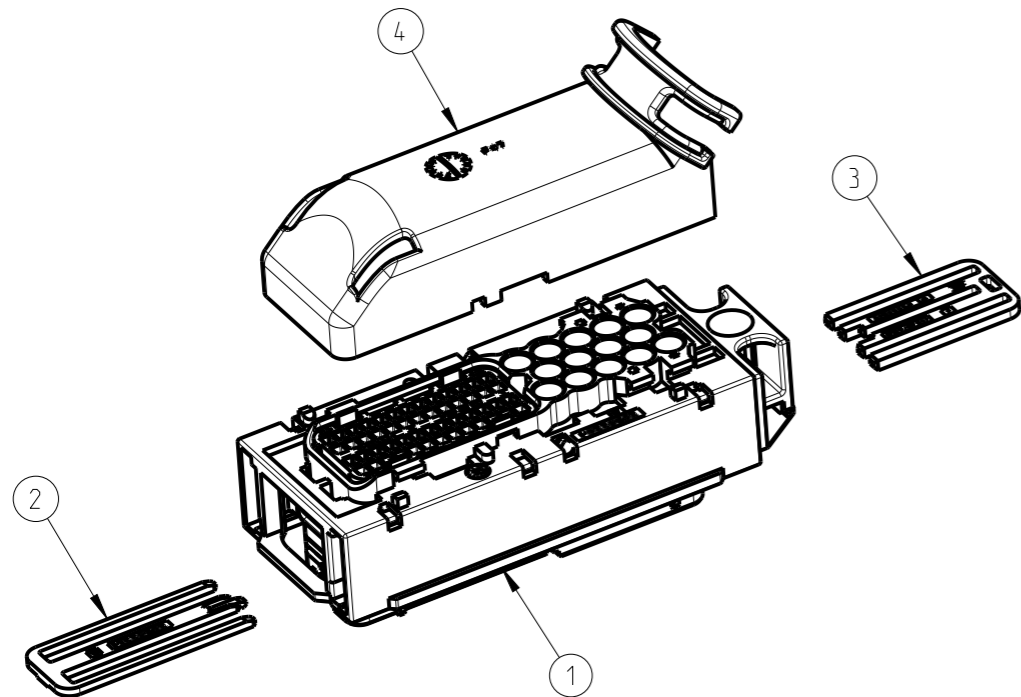
CONTACT TYPE	WIRE RANGE	CONTACT PN	WIRE SEAL	DEAD PLUG
POWER PIN(JPT)	2.5mm ²	2-964273-1	963292-1	828922-1
SIGNAL PIN(MQS)	0.5~0.75mm ²	968221-1	/	2050030-1
SIGNAL PIN(MQS)	0.35~0.5mm ²	968220-1		

2. EQUAL QUANTITY OF 2050225 COMPONENTS TO BE PACKAGED TOGETHER INTO THE SAME SHIPPING BOX.

3. THIS DRAWING IS USED AS A LIST

4. ASSIGNMENT OF CAVITIES: LESS THAN 50% OF CONTACT CAVITIES ASSIGNED WITH CONTACTS WITH A CABLE CROSS SECTION OF 0.75mm² IS BETTER.

2050225-2 AS SHOWN



TE ORDER NO.& Q'TY	PART NO.	DESCRIPTION	COLOR	MATERIAL	ITEM	
1	1-1813711-1	COVER	BLACK	PP	4	
	1	1813711-2	COVER	BLACK	PBT	4
1	1	2050222-1	JPT RETAINER FOR 66P ECU PLUG	VIOLET	PBT-GF20	3
1	1	2050221-1	MQS RETAINER FOR 66P ECU PLUG	RED	PA66-GF30	2
1	1	2050218-1	66P ECU PLUG HOUSING SUB-ASSY	SEE SHEET 2	1	

THIS DRAWING IS A CONTROLLED DOCUMENT.

DWN S.W ANG 10SEP08
 CHK A.GUANCO 17SEP08
 APVD K.ODA 05OCT08



DIMENSIONS: mm
 TOLERANCES UNLESS OTHERWISE SPECIFIED:

0 PLC	±0.1
1 PLC	±0.1
2 PLC	±0.01
3 PLC	±0.001
4 PLC	±0.0001
ANGLES	±

PRODUCT SPEC -
 APPLICATION SPEC -
 WEIGHT -

NAME 66P ECU PLUG HOUSING

SIZE A3 CAGE CODE 00779 DRAWING NO C-2050225 RESTRICTED TO -

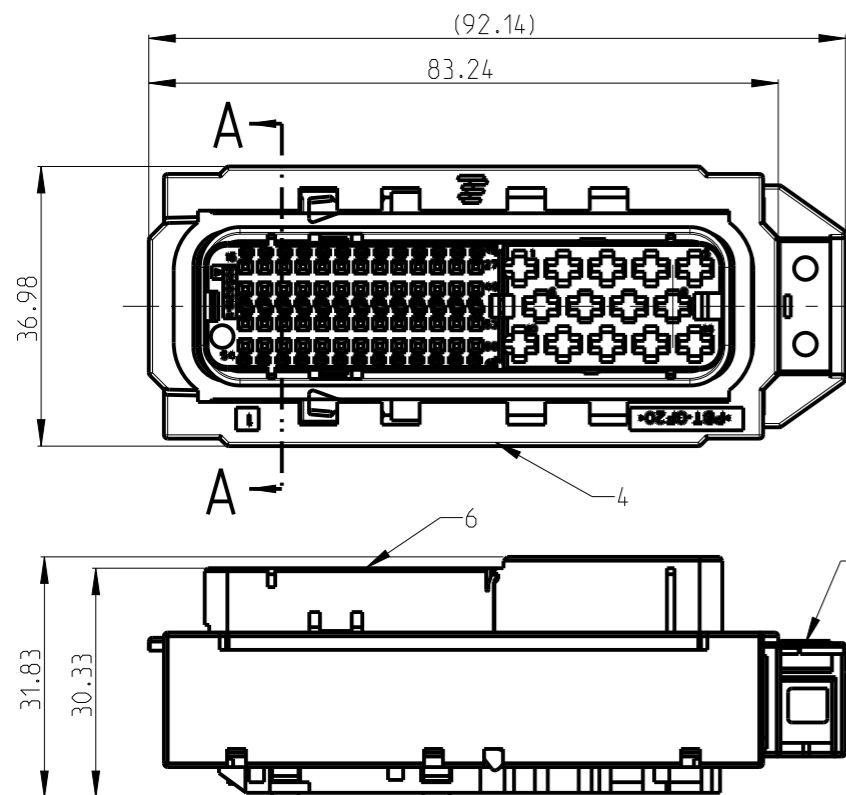
MATERIAL - FINISH -

RESTRICTED CUSTOMER

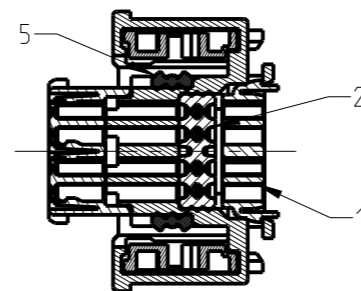
SCALE 1:1 SHEET 1 OF 2 REV A3

P	LTR	DESCRIPTION	DATE	DWN	APVD
-	-	SEE SHEET 1	-	-	-

① 2050218-1 AS SHOWN



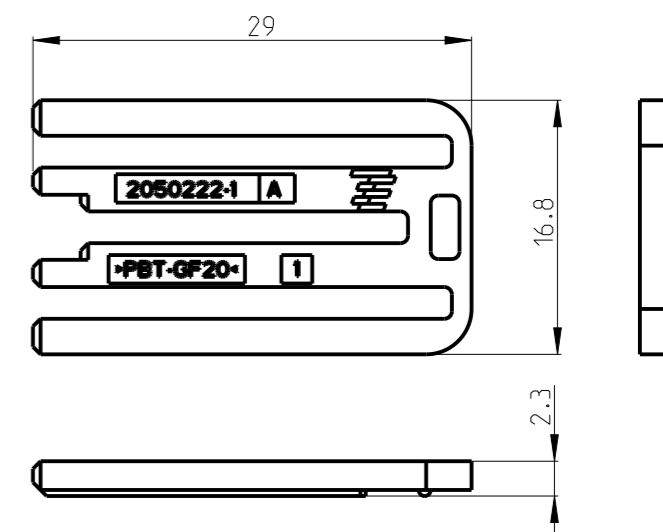
SECTION A-A



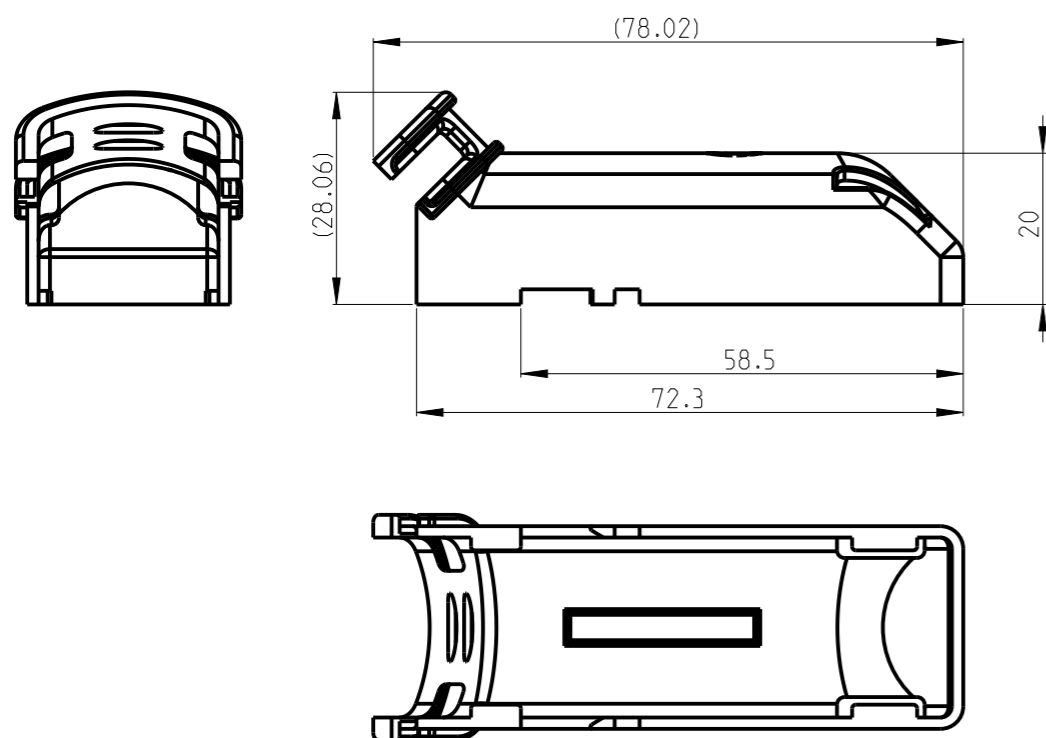
A3 COMPONENTS FOR SUB-ASSEMBLY

2050218-1	DESCRIPTION	COLOR	MATERIAL	ITEM
I	HOUSING, 56P MQS	BLACK	PA66-GF15	6
I	SEAL, INNER	ORANGE	SILICONE	5
I	HOUSING, 66P JPT/MQS HYBRID	BLACK	PBT-GF20	4
I	HOUSNG, SLIDE LEVER	BLACK	PA66-GF30	3
I	FAMILY SEAL, 52P MQS	ORANGE	SILICONE	2
I	RETAINER, 52P MQS FAMILY SEAL	BLACK	PBT-GF20	1

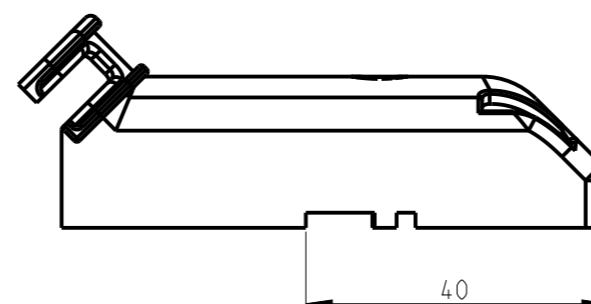
③ 2050222-1 AS SHOWN



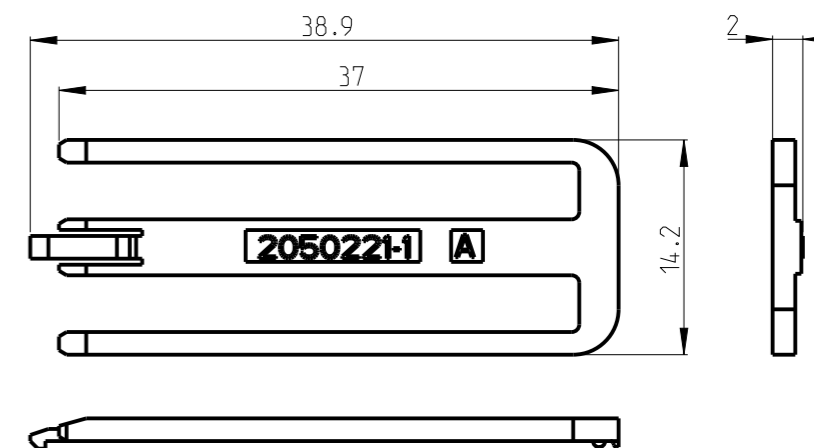
④ 1813711-2 AS SHOWN



④ 1-1813711-1 AS SHOWN



② 2050221-1 AS SHOWN



THIS DRAWING IS A CONTROLLED DOCUMENT.		DWN S.WANG	10SEP08	TE TE Connectivity													
		CHK A.GUANCO	17SEP08														
		APVD K.ODA	05OCT08	NAME 66P ECU PLUG HOUSING													
DIMENSIONS: mm		TOLERANCES UNLESS OTHERWISE SPECIFIED:		SIZE A3													
<table border="1"> <tr> <td>0 PLC</td> <td>±-</td> <td rowspan="5" style="vertical-align: middle;">±0.3</td> </tr> <tr> <td>1 PLC</td> <td>±0.1</td> </tr> <tr> <td>2 PLC</td> <td>±0.01</td> </tr> <tr> <td>3 PLC</td> <td>±0.001</td> </tr> <tr> <td>4 PLC</td> <td>±0.000</td> </tr> <tr> <td colspan="2">ANGLES</td> <td>±</td> </tr> </table>		0 PLC	±-	±0.3	1 PLC	±0.1	2 PLC	±0.01	3 PLC	±0.001	4 PLC	±0.000	ANGLES		±	PRODUCT SPEC	CAGE CODE 00779
		0 PLC	±-		±0.3												
1 PLC	±0.1																
2 PLC	±0.01																
3 PLC	±0.001																
4 PLC	±0.000																
ANGLES		±															
MATERIAL		FINISH	WEIGHT	DRAWING NO C-2050225													
				RESTRICTED TO													
		RESTRICTED CUSTOMER		SCALE 1:1													
				SHEET 2 OF 2													
				REV A3													