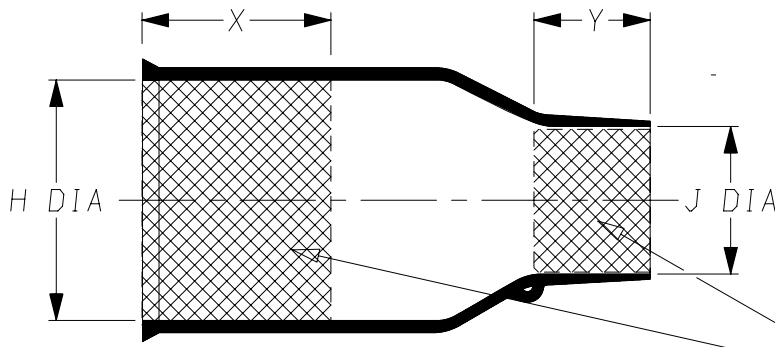
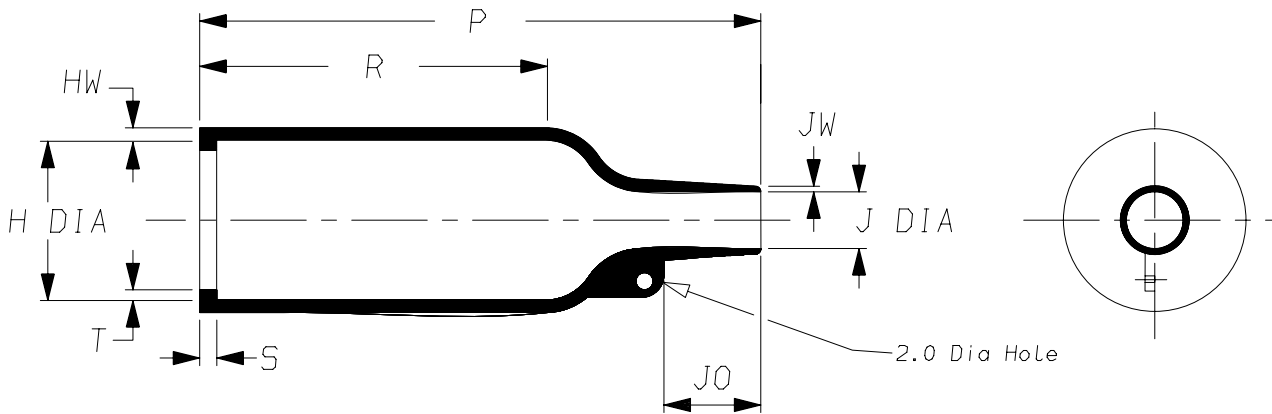


a) Part as supplied.

202K1**-100-G03



b) Part after unrestricted recovery.



DIMENSIONS in millimetres
(in inches, for reference)

Part No.	H		J		P	R	S	T	JO	HW	JW	X	Y
	Min a	Max b	Min a	Max b	±10% b	±10% b	±10% b	±10% b	±10% b	±20% b	±20% b	±20% b	±20% b
① 202K121-100-G03	24 {0.94}	10.4 {0.41}	14 {0.55}	5.6 {0.22}	38 {1.50}	21 {0.83}	3.0 {0.12}	1.0 {0.04}	8.5 {0.33}	1.6 {0.06}	0.5 {0.02}	25 {0.98}	10 {0.39}
① 202K132-100-G03	30 {1.18}	14.2 {0.56}	15 {0.59}	5.9 {0.23}	55 {2.17}	32 {1.26}	3.0 {0.12}	1.0 {0.04}	11.5 {0.45}	1.8 {0.07}	1.0 {0.04}	25 {0.98}	15 {0.59}
① 202K142-100-G03	31 {1.22}	18.0 {0.71}	18 {0.71}	7.1 {0.28}	67 {2.64}	35 {1.38}	3.0 {0.12}	1.0 {0.04}	17.0 {0.67}	1.8 {0.07}	1.0 {0.04}	25 {0.98}	25 {0.98}
① 202K153-100-G03	36 {1.42}	22.4 {0.88}	21 {0.83}	8.4 {0.33}	80 {3.15}	42 {1.65}	3.0 {0.12}	1.0 {0.04}	19.5 {0.77}	2.0 {0.08}	1.0 {0.04}	25 {0.98}	25 {0.98}
202K163-100-G03	43 {1.69}	28.2 {1.11}	25 {0.98}	9.9 {0.39}	99 {3.90}	61 {2.40}	3.0 {0.12}	1.7 {0.07}	21.0 {0.83}	2.2 {0.09}	1.2 {0.05}	25 {0.98}	25 {0.98}
202K174-100-G03	52 {2.05}	35.1 {1.38}	39 {1.54}	15.7 {0.62}	130 {5.12}	72 {2.83}	3.0 {0.12}	1.7 {0.07}	39.0 {1.54}	3.2 {0.13}	1.5 {0.06}	25 {0.98}	25 {0.98}
202K185-100-G03	66 {2.60}	44.5 {1.75}	42 {1.65}	16.8 {0.66}	170 {6.69}	90 {3.54}	3.0 {0.12}	2.0 {0.08}	51.5 {2.03}	3.8 {0.15}	2.0 {0.08}	25 {0.98}	25 {0.98}

This variant has no internal lips

Copyright (!)

The copyright in this drawing is the property of Tyco Electronics UK Ltd. The drawing is issued on the condition that it is not copied, reproduced or disclosed to a third party, either in whole or in part without the prior written consent of Tyco Electronics UK Ltd.

Drawn A.LILLEY. Checked

Issue 2

Date March 2007

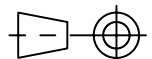
Conforms to ISO Recommendations

Approval
Design

MKTG.

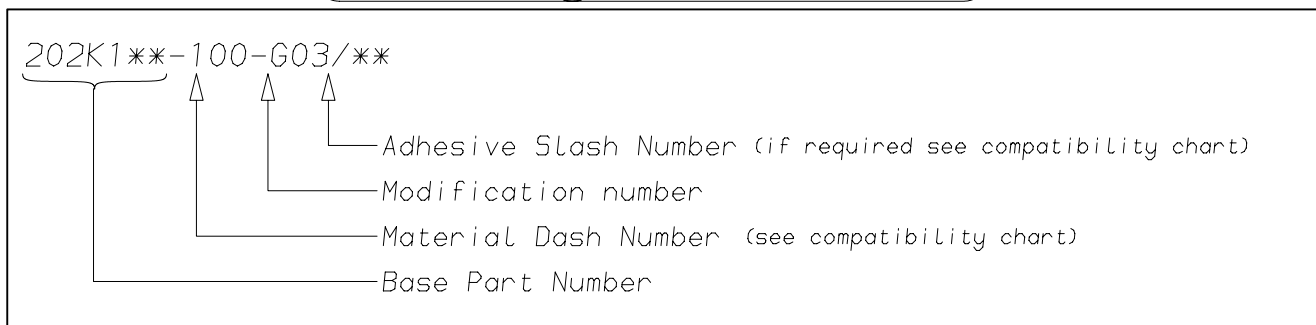
Q.A.

3rd Angle Projection
Not to Scale



Raychem		Specification	Part Number
		Control Drawing	202K1**-100-G03 Issue 2
Iss.	Date	E.C.R. No.	Details of Change
2	March 2007	CR06-HM-012	Imperial dimensions added

(Ordering Information)



(COMPATIBILITY CHART)

Material Dash Number	Material Description	SPEC Number	Coating Slash Number
-100	ZERO HALOGEN	RT-1323, RK-6717	/86, /180

NOTES

- ① Supplied with 2 lips only, Dimension V does not apply.
- ② If eyelet clip (000W212) is required with part then add CS-1858 to description (i.e. 202K132-100-G03-CS-1858-0).
- ③ When required coating will be as shown
- ④ As supplied dimensions are for uncoated parts, when coating is added entry diameters will reduce by 1.5mm Max.

Tyco Electronics UK Ltd. Faraday Road, Swindon, Wiltshire, SN3 5HH England Telephone: (01793) 528171 Fax: 572516	Tyco Electronics Corporation 300, Constitution Drive, Menlo Park, CA 94025 USA Telephone (650) 361-3860 Fax: (650) 361-5579
Cage Code K1010	Cage Code 06090