THIS DRAWING IS UNPUBLISHED. RELEASED FOR PUBLICATION -,- .
© COPYRIGHT - BY TYCO ELECTRONICS CORPORATION. ALL RIGHTS RESERVED.

LOC	DIST
CM	00

REVISIONS

P	LTR	DESCRIPTION	DATE	DWN	APVD
	B	ECR-13-005951	07APR2013	AZ	FM
	B1	ECR-13-017995	18NOV2013	AZ	FM
	B2	ECR-14-003529	10MAR2014	AZ	DZ

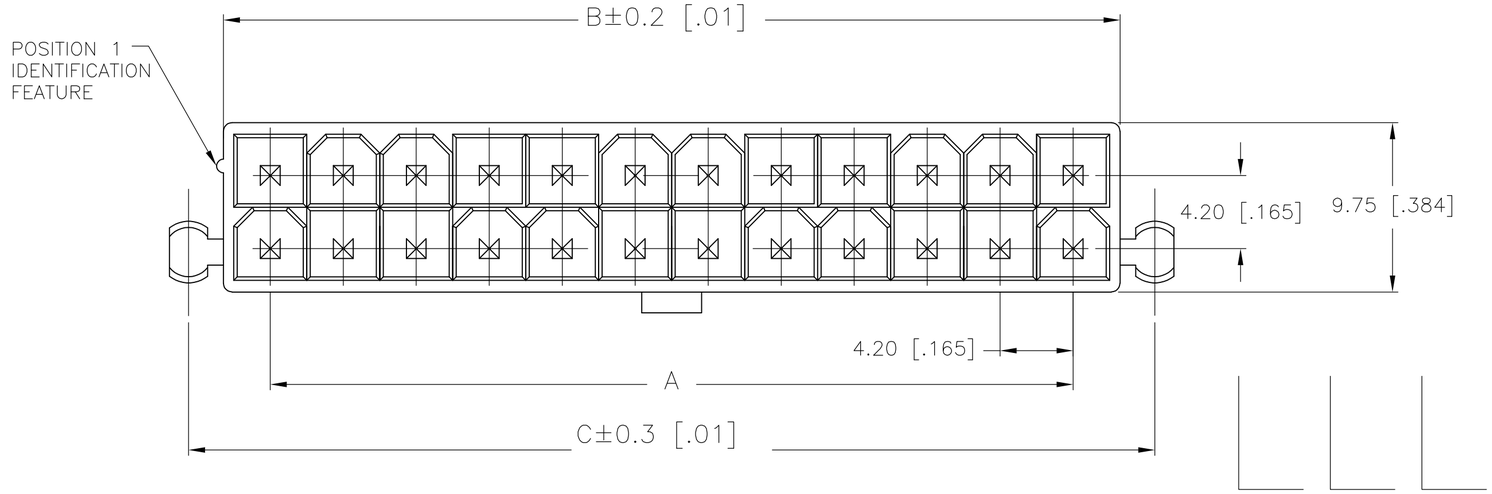

1 MATERIAL: HOUSING: POLYAMIDE, UL94V-0, NATURAL
CONTACTS: BRASS, TIN-PLATED

2 GLOW WIRE APPROVED, CONTACT TYCO ELECTRONICS ENGINEERING FOR SPECIFICATION.

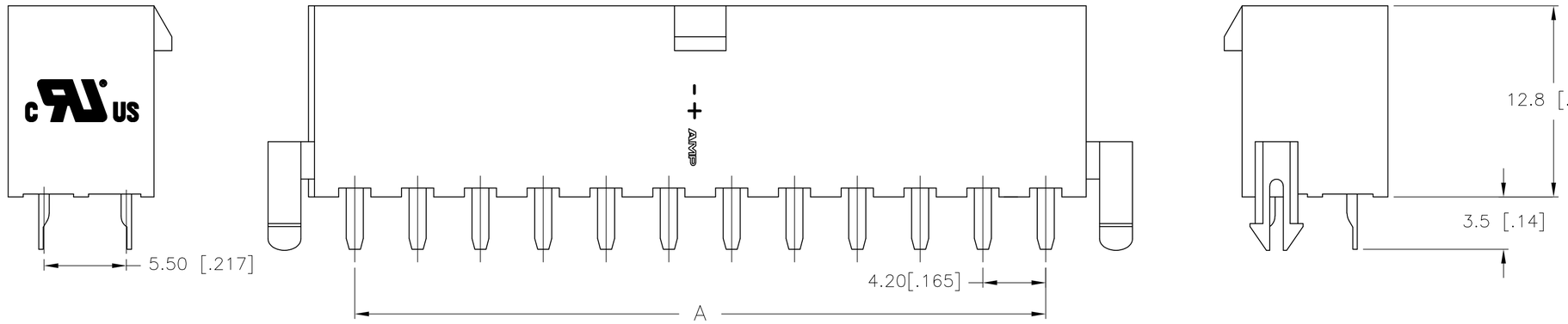

2029265

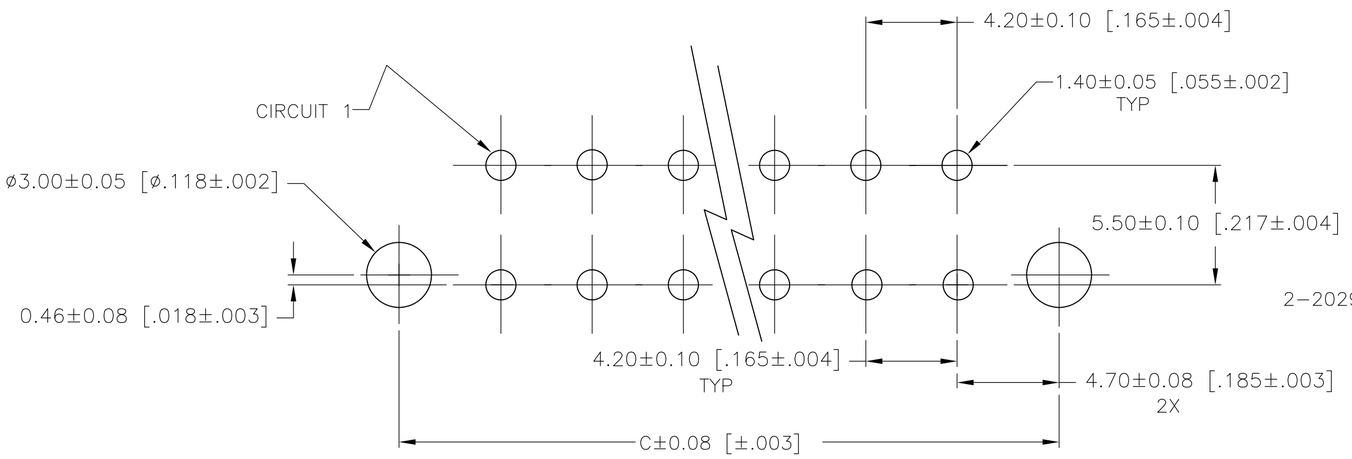

PCB LAYOUT: COMPONENT SIDE
RECOMMENDED BOARD THICKNESS 1.78 [.070]

2-2029265-4 SHOWN

POS	A	B±0.2[.01]	C±0.35[.01]	PART NUMBER
24	46.2±0.2 [1.82±.01]	$51.6^{+0.5}_{-0}$[$2.03^{+0.02}_{-0}$]	55.6 [2.19]	2-2029265-4
22	42.0±0.2 [1.65±.01]	$47.4^{+0.5}_{-0}$[$1.87^{+0.02}_{-0}$]	51.4 [2.02]	2-2029265-2
20	37.8±0.2 [1.49±.01]	$43.2^{+0.5}_{-0}$[$1.70^{+0.02}_{-0}$]	47.2 [1.86]	2-2029265-0
18	33.6±0.2 [1.32±.01]	$39.0^{+0.5}_{-0}$[$1.54^{+0.02}_{-0}$]	43.0 [1.69]	1-2029265-8
16	29.4±0.2 [1.16±.01]	$34.8^{+0.5}_{-0}$[$1.37^{+0.02}_{-0}$]	38.8 [1.53]	1-2029265-6
14	25.2±0.2 [.99±.01]	$30.6^{+0.5}_{-0}$[$1.21^{+0.02}_{-0}$]	34.6 [1.36]	1-2029265-4
12	21.0±0.2 [.83±.01]	26.4 [1.04]	30.4 [1.20]	1-2029265-2
10	16.8±0.1 [.66±.00]	22.2 [.87]	26.2 [1.03]	1-2029265-0
8	12.6±0.1 [.50±.00]	18.0 [.71]	22.0 [.87]	2029265-8
6	8.4±0.1 [.33±.00]	13.8 [.54]	17.8 [.70]	2029265-6
4	4.2±0.1 [.17±.00]	9.6 [.38]	13.6 [.54]	2029265-4
2		5.4 [.21]	9.4 [.37]	2029265-2

THIS DRAWING IS A CONTROLLED DOCUMENT.

DIMENSIONS: mm [INCHES]

TOLERANCES UNLESS OTHERWISE SPECIFIED:
0 PLC ±
1 PLC ±
2 PLC ± 0.5 [.02]
3 PLC ± 0.25 [.010]
4 PLC ± 0.150 [0059]
ANGLES ±

MATERIAL 1
FINISH
WEIGHT

DWN K. WHITAKER 04NOV2008
CHK C. CASH 04NOV2008
APVD C. CASH 04NOV2008
PRODUCT SPEC
APPLICATION SPEC

Tyco Electronics
Tyco Electronics Corporation
Harrisburg, PA 17105-3608

NAME VERTICAL HEADER WITH PEGS, WITHOUT DRAIN HOLES VAL-U-LOK(TM)

SIZE A2 | CAGE CODE 00779 | DRAWING NO C-2029265 | RESTRICTED TO —

CUSTOMER DRAWING | SCALE 10:1 | SHEET 1 OF 1 | REV B2