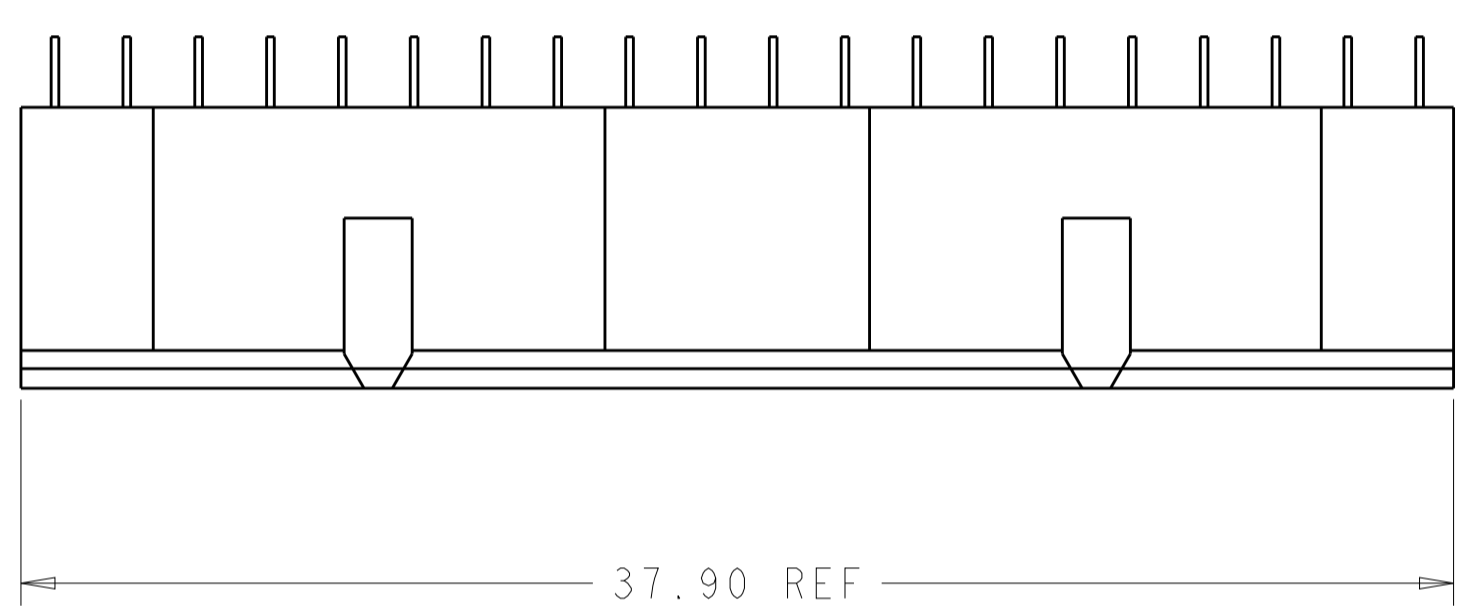
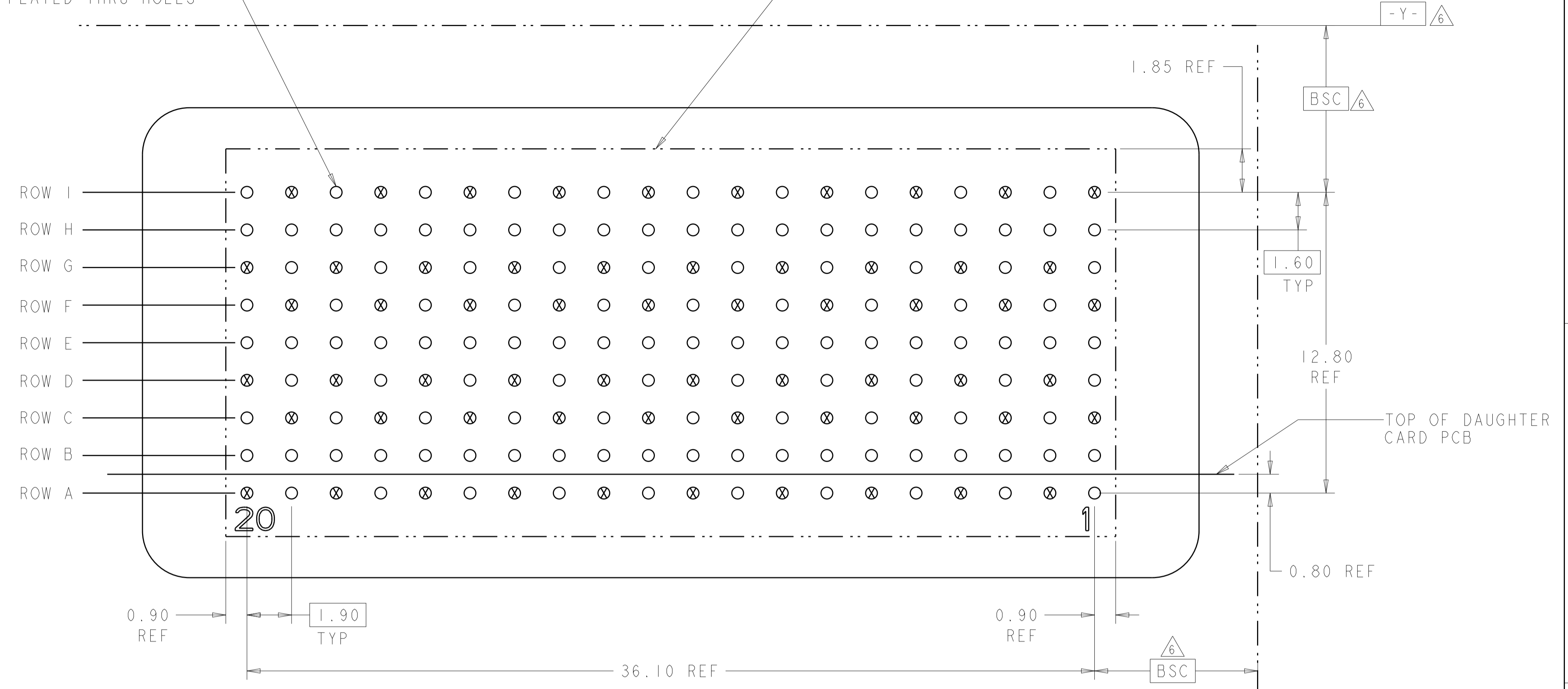


LOC		DIST		REVISIONS			
P	LTN	DESCRIPTION	DATE	DWN	APVD		
B		REV PER ECO-12-010940	7-31-12	CT	DH		
C		REV PER ECO-12-016528	20SEP2012	RJM	DH		
D		ECO-13-004755	27MAR2013	KG	DH		
E		ECO-14-017030	25NOV2014	MGM	CT		

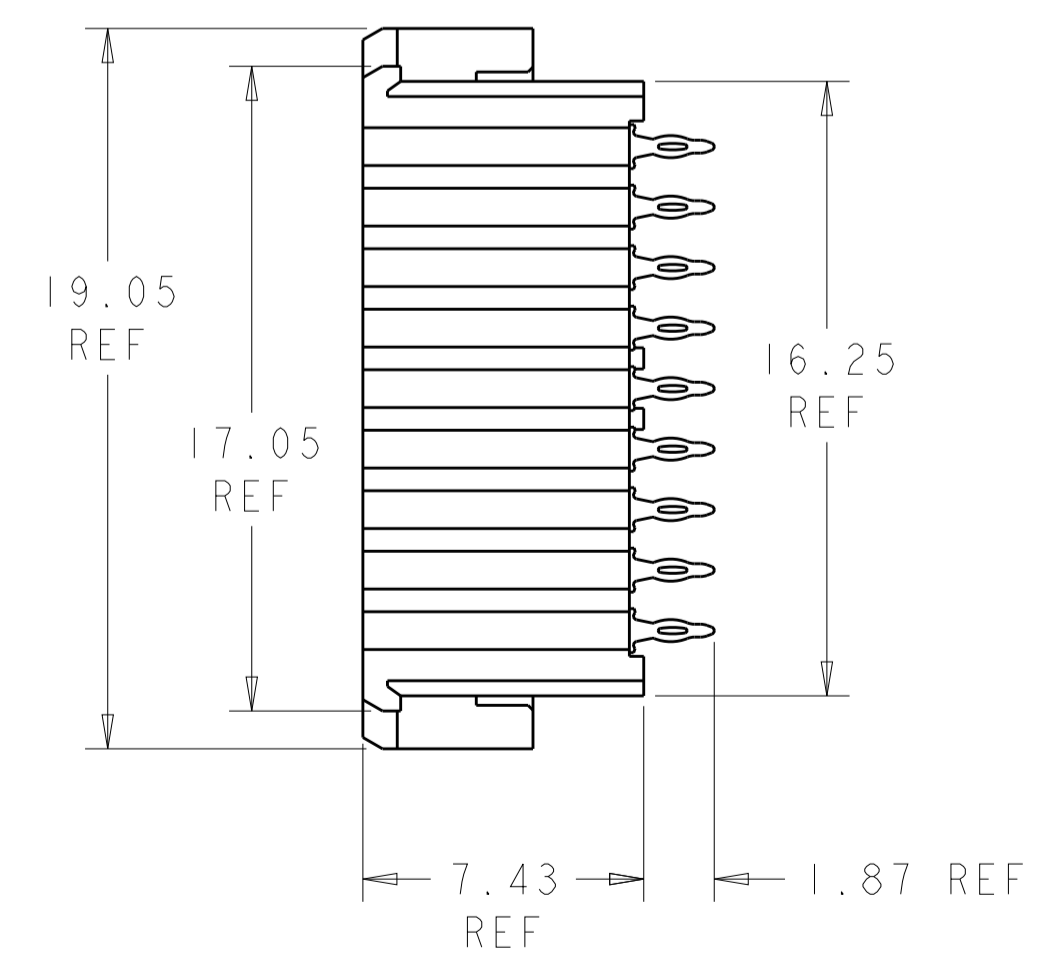
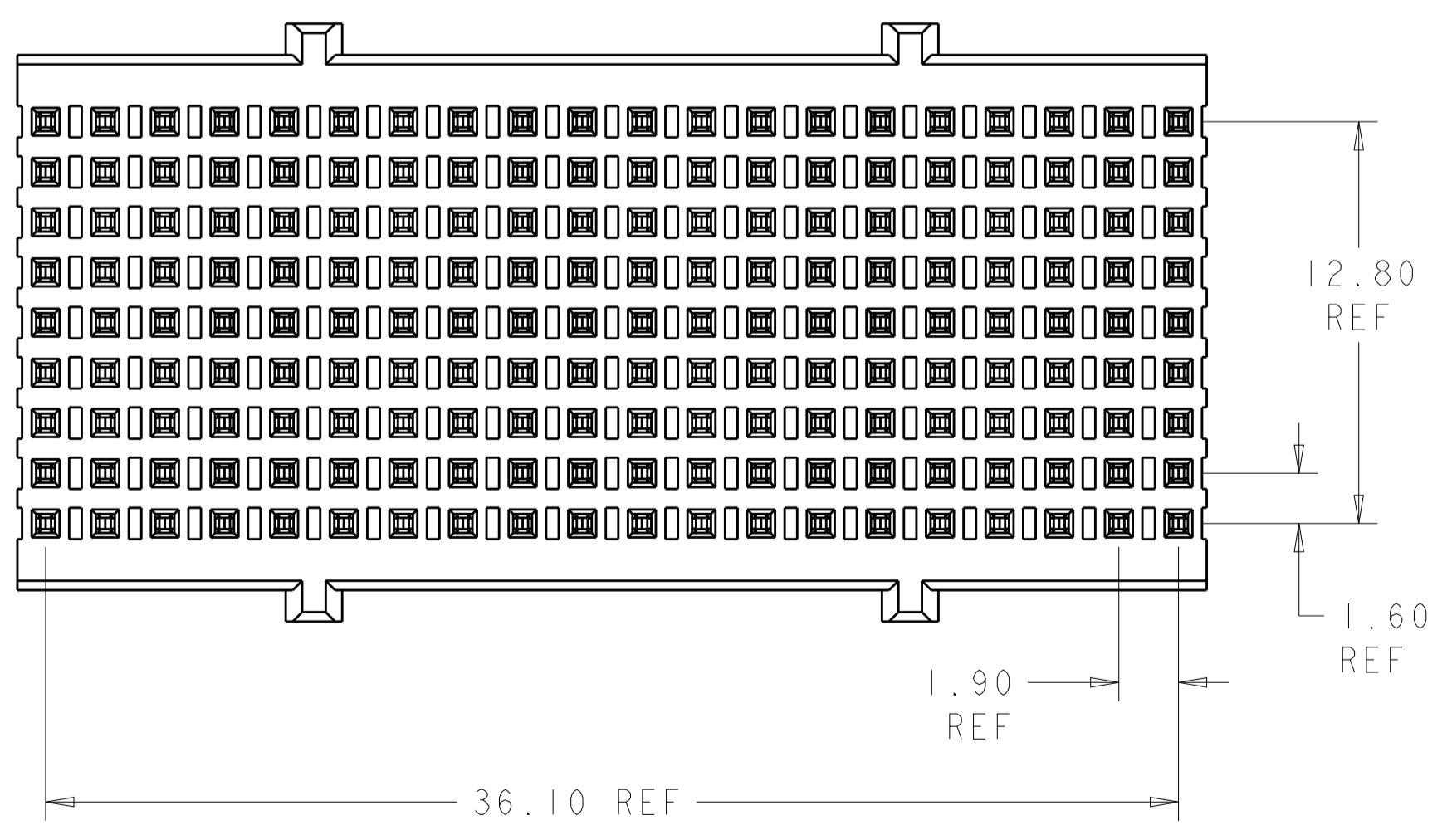
$\oplus \varnothing 0.05 \ominus \text{XY}$
 FINISHED HOLE SIZE AND PLATED THRU HOLES

CONNECTOR OUTLINE



RECOMMENDED DIFFERENTIAL PAIR PC BOARD LAYOUT
 COMPONENT SIDE SHOWN
 SCALE 8:1

- = SIGNAL
- ⊗ = GROUND
- 1 MATERIAL: CONTACT - COPPER ALLOY; HOUSING - LCP, COLOR - BLACK
- 2 FINISH: MATING AREA: 1.27μm MIN GOLD OVER 1.27μm MIN NICKEL
- 3 FINISH: COMPLIANT PIN AREA: 0.38μm MIN BRIGHT TIN LEAD OVER 1.27μm MIN NICKEL
- 4 FINISH: COMPLIANT PIN AREA: 0.38μm MIN MATTE TIN OVER 1.27μm MIN NICKEL
- 5 ---
- 6 DATUMS AND BASIC DIMENSIONS ESTABLISHED BY CUSTOMER.
- 7 REFERENCE APPLICATION SPEC 114-13267 FOR RECOMMENDED PLATING THRU HOLE DIAMETER AND PLATING THICKNESS.



2, 4	2000905-2
2, 3	2000905-1
FINISH	PART NUMBER

THIS DRAWING IS A CONTROLLED DOCUMENT. DIMENSIONING AND TOLERANCING PER GPS (ISO STANDARDS)		DWN: D. BELACK 06JUL2009	TE Connectivity	
DIMENSIONS: mm		CHK: A. TSANG	NAME: Fortis Zd. 20-COLUMN, VERTICAL, CENTER MODULE ASSEMBLY	
TOLERANCES UNLESS OTHERWISE SPECIFIED:		APVD: M. McALONIS	PRODUCT SPEC: 108-2409	
0 PLC ±		APPLICATION SPEC: 114-13267	SIZE: CAGE CODE: DRAWING NO: RESTRICTED TO	
2 PLC ±0.13		WEIGHT: ~6.86g	A100779 ©=2000905	
3 PLC ±0.05		CUSTOMER DRAWING	SCALE: 5:1 SHEET 1 OF 1 REV E	
4 PLC ±				
ANGLES ±2°				
FINISH: -				