THIS DRAWING IS UNPUBLISHED. RELEASED FOR PUBLICATION -
© COPYRIGHT - BY - ALL RIGHTS RESERVED.

LOC	DIST
-	-

REVISIONS

P	LTR	DESCRIPTION	DATE	DWN	APVD
	D	REV PER ECO 12-014265	8-7-12	CT	DH
	F	ECO-13-004755	26MAR2013	KG	DH
	G	ECO-14-017030	25NOV2014	MGM	CT

1. MATERIAL:
   CONTACT - COPPER ALLOY
   HOUSING - LCP, COLOR - BLACK
2. FINISH:
   MATING AREA: 1.27µm MIN GOLD OVER
   1.25µm MIN NICKEL
3. DATUMS AND BASIC DIMENSIONS ESTABLISHED BY CUSTOMER.
4. REFERENCE APPLICATION SPEC 114-13267 FOR RECOMMENDED PLATING THRU HOLE DIAMETER AND PLATING THICKNESSES.
5. FINISH:
   COMPLIANT PIN AREA: 0.38µm MIN BRIGHT TIN LEAD OVER
   1.27µm MIN NICKEL
6. FINISH:
   COMPLIANT PIN AREA: 0.38µm MIN MATTE TIN OVER
   1.27µm MIN NICKEL

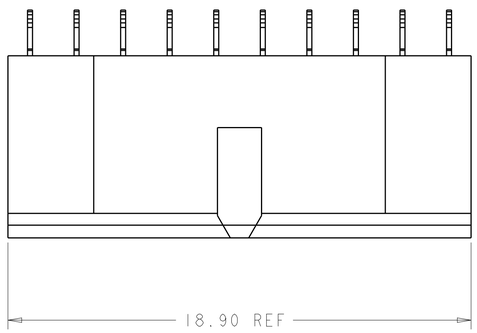

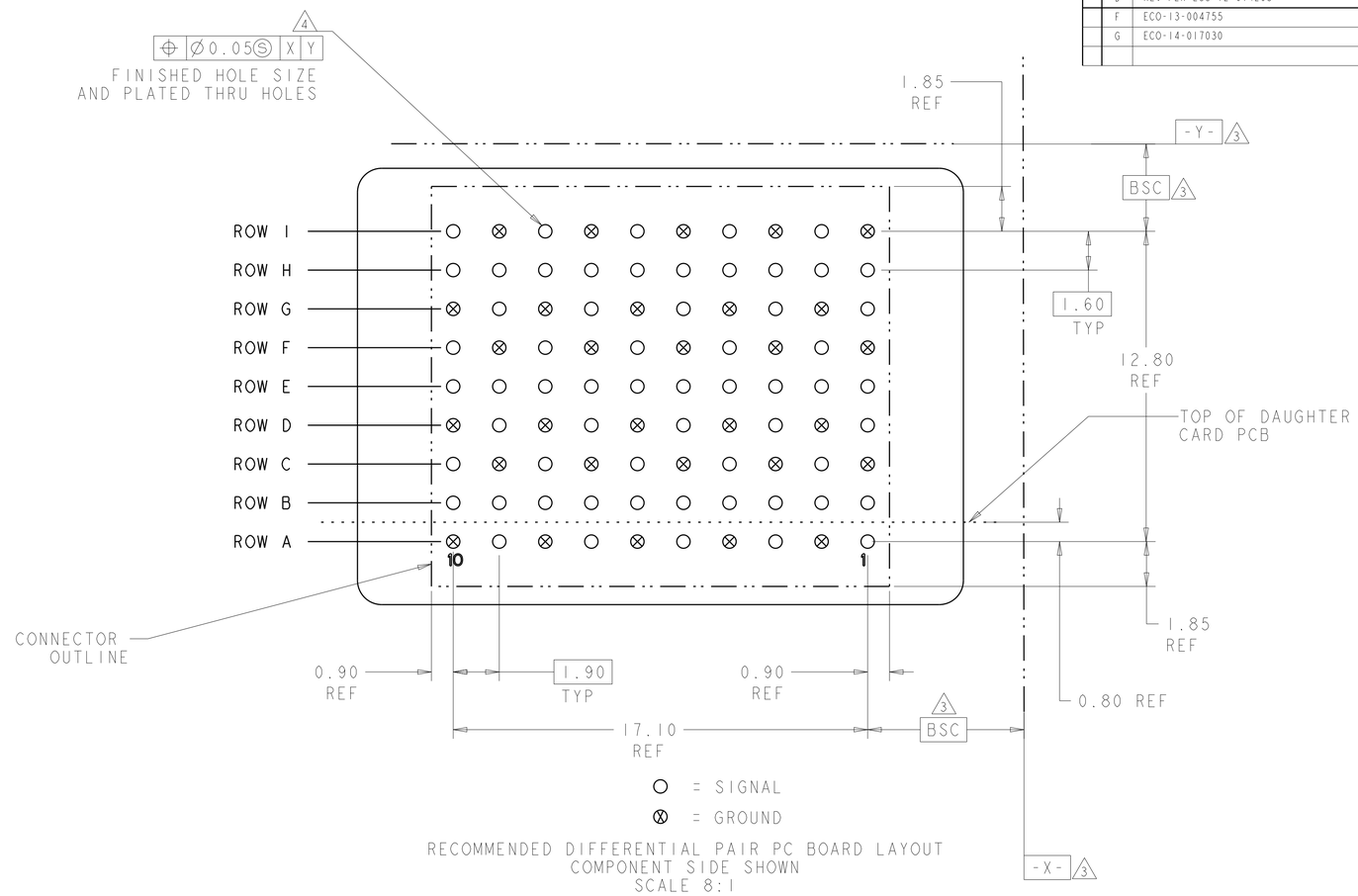

RECOMMENDED DIFFERENTIAL PAIR PC BOARD LAYOUT
COMPONENT SIDE SHOWN
SCALE 8:1

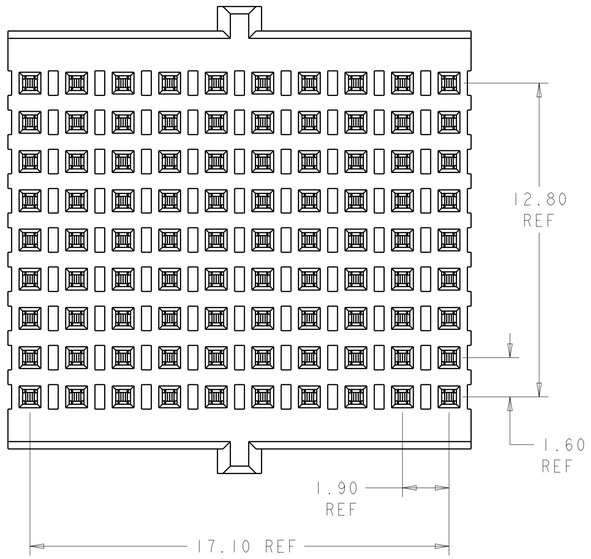

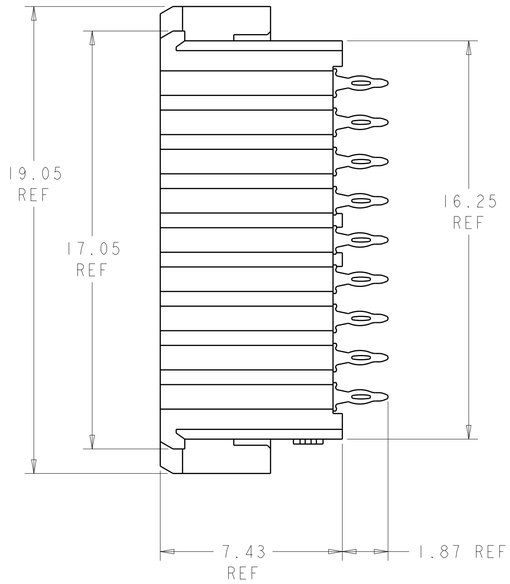

2 6	2000896-2
2 5	2000896-1
FINISH	PART NUMBER

THIS DRAWING IS A CONTROLLED DOCUMENT. DIMENSIONING AND TOLERANCING PER GPS (ISO STANDARDS)

DIMENSIONS: mm

TOLERANCES UNLESS OTHERWISE SPECIFIED:
0 PLC ±-
1 PLC ±0.13
2 PLC ±0.05
3 PLC ±
4 PLC ±-
ANGLES ±-

MATERIAL - 1
FINISH - -

DWN D. BELACK 24JUN2009
CHK A. TSANG 2-24-2009
APVD M. McALONIS 2-24-2009
PRODUCT SPEC 108-2409
APPLICATION SPEC 114-13267
WEIGHT 3.38g ~2%

TE Connectivity

NAME Fortis Zd, 10-COLUMN, 3-PAIR, VERTICAL CENTER MODULE ASSEMBLY

SIZE	CAGE CODE	DRAWING NO	RESTRICTED TO
A1	00779	C-2000896	-

CUSTOMER DRAWING | SCALE 8:1 | SHEET 1 OF 1 | REV G