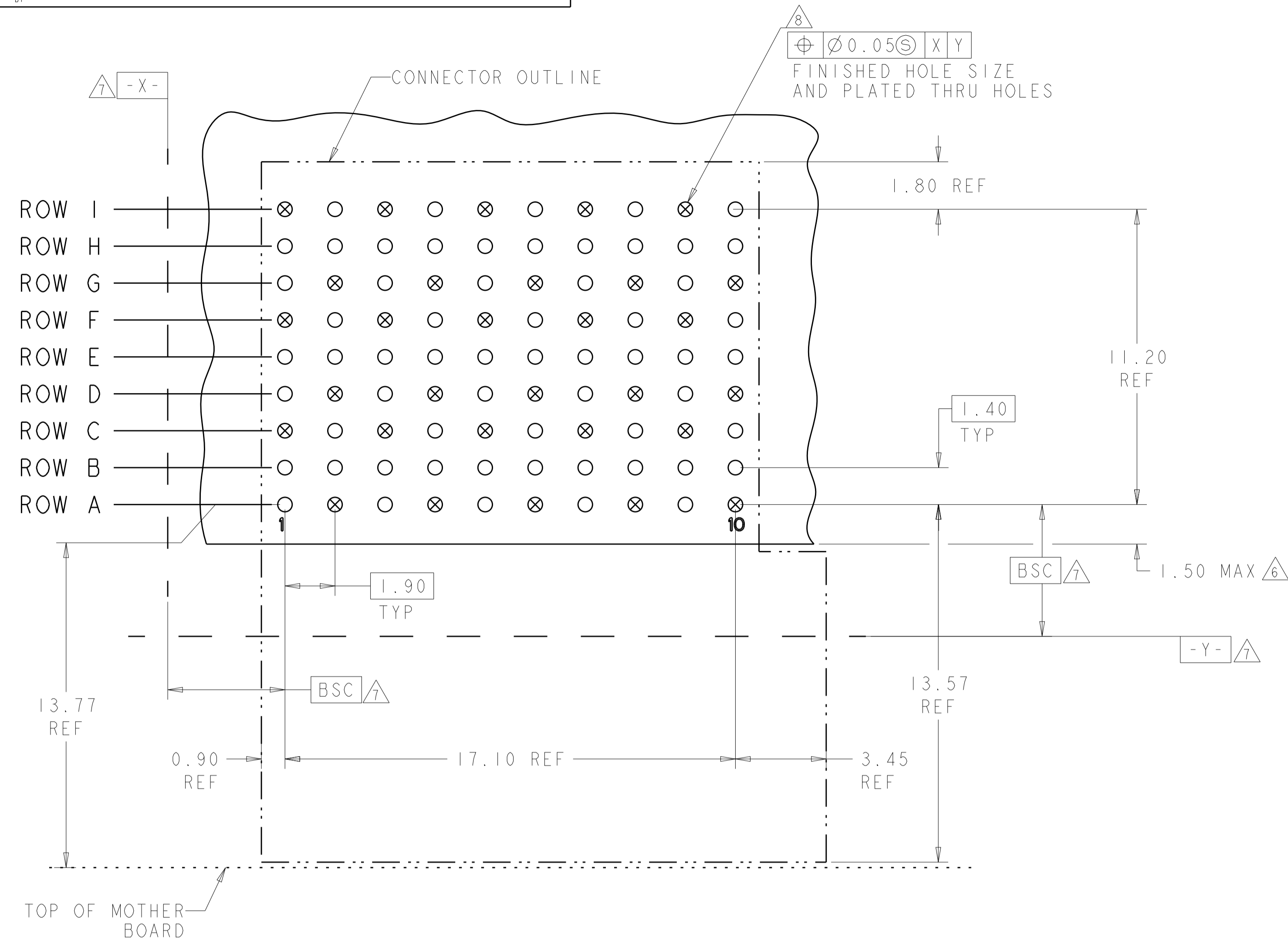
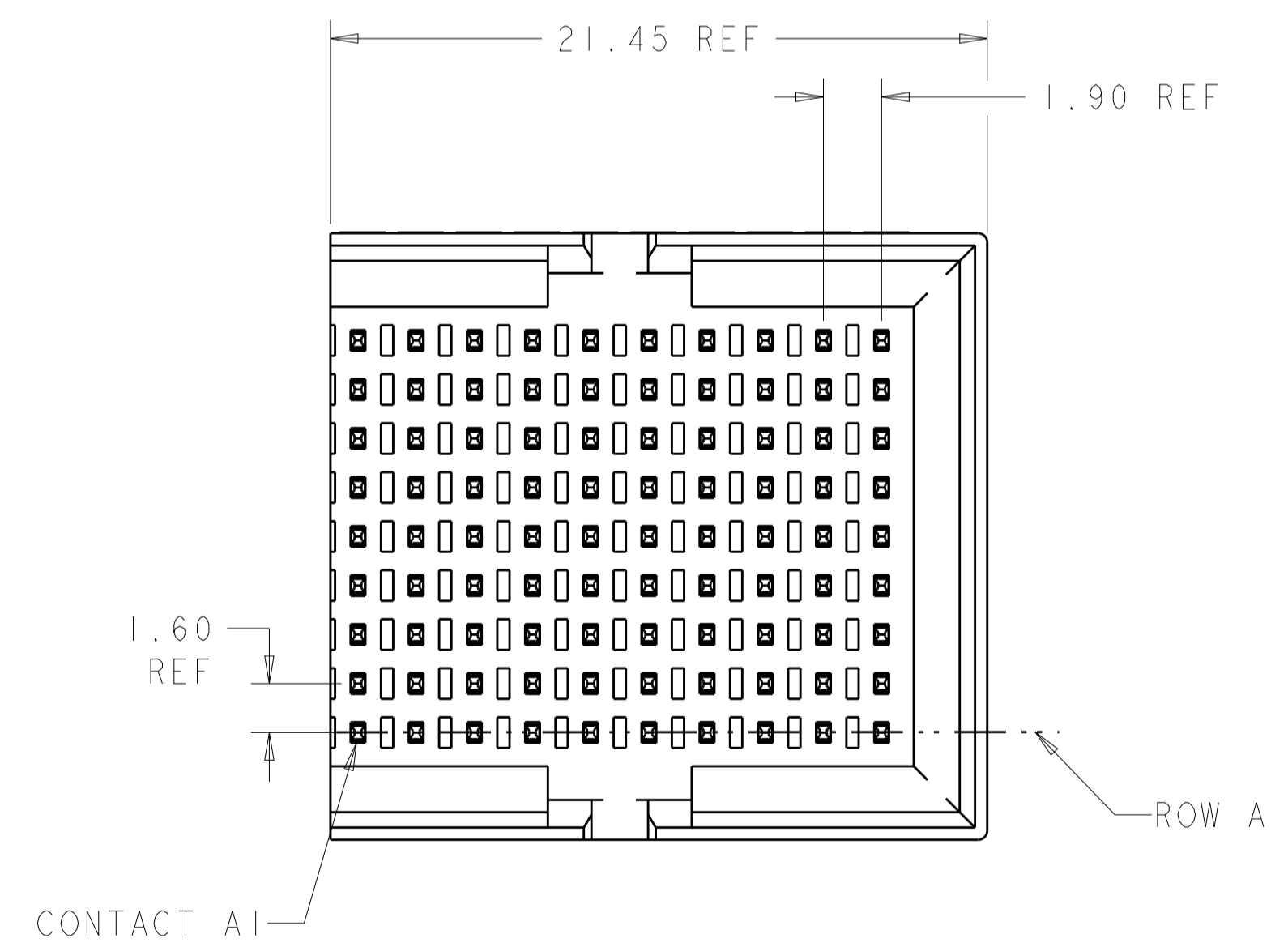
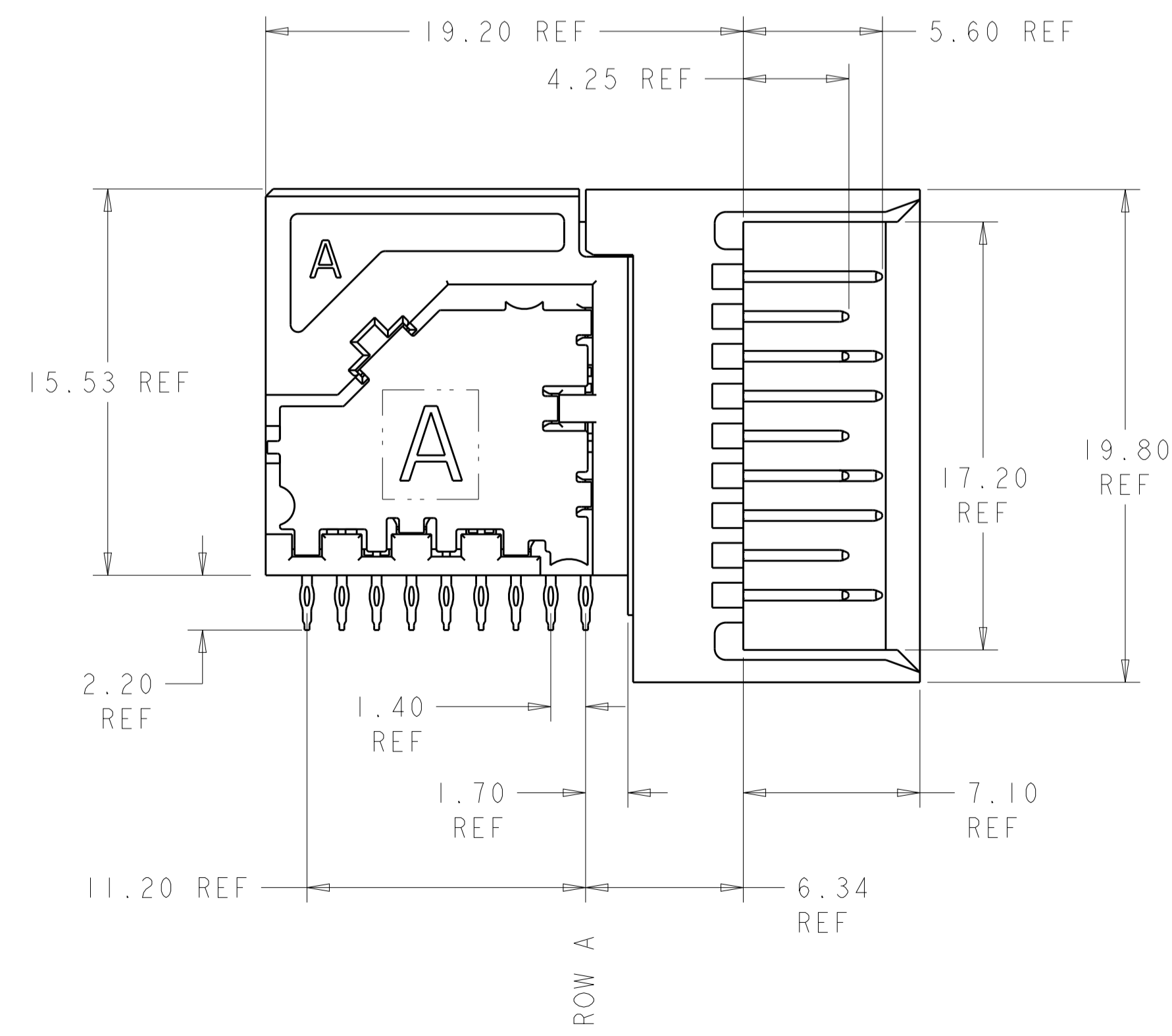


LOC		DIST		REVISIONS			
P	LTN	DESCRIPTION	DATE	DWN	APVD	KG	DH
B		REV PER ECO 12-010940	7-31-12	CT	DH		
C		ECO-13-004755	26MAR2013	KG	DH		
D		ECO-14-017030	25NOV2014	CT	MGM		



○ = SIGNAL
 ⊗ = GROUND
 RECOMMENDED PC BOARD LAYOUT
 COMPONENT SIDE SHOWN
 SCALE 8:1

- 1 MATERIAL:
CONTACT AND SHIELD: COPPER ALLOY
HOUSING AND CHICKLET: LCP, COLOR: BLACK
- 2 FINISH:
CONTACT: MATING AREA: 1.27µm MIN GOLD OVER
1.27µm MIN NICKEL
SHIELD: 1.27µm MIN NICKEL
- 3 FINISH:
COMPLIANT PIN AREA: 0.38µm MIN BRIGHT TIN LEAD OVER
1.27µm MIN NICKEL
- 4 FINISH:
COMPLIANT PIN AREA: 0.38µm MIN MATTE TIN OVER
1.27µm MIN NICKEL
- 5 ---
- 6 DIMENSION APPLIES TO CENTERLINE OF THRU HOLE.
- 7 DATUMS AND BASIC DIMENSIONS ESTABLISHED BY CUSTOMER.
- 8 REFERENCE APPLICATION SPEC 114-13267 FOR RECOMMENDED PLATED THRU HOLE DIAMETER AND PLATING THICKNESS.
- 9 ALL GROUNDS IN ODD NUMBERED COLUMNS ARE COMMONED. ALL GROUNDS IN EVEN NUMBERED COLUMNS, EXCEPT FOR ROW A ARE COMMONED.



2	4	2000892-2
2	3	2000892-1
FINISH		PART NUMBER

THIS DRAWING IS A CONTROLLED DOCUMENT. DIMENSIONING AND TOLERANCING PER GPS (1:150 STANDARDS). TOLERANCES UNLESS OTHERWISE SPECIFIED:

DIMENSIONS:	mm	0 PLC ±0.13	1 PLC ±0.05	2 PLC ±0.05	3 PLC ±0.05	4 PLC ±0.05	ANGLES ±2°
-------------	----	-------------	-------------	-------------	-------------	-------------	------------

MATERIAL: FINISH:

Customer Drawing

DWN	D. BELACK	24JUN2009
CHK	A. TSANG	6-24-2009
APVD	M. McALONIS	6-24-2009
PRODUCT SPEC	108-2409	
APPLICATION SPEC	114-13267	
SIZE	~13.47g	
WEIGHT		

NAME: Fortis Zd, 3-PAIR, 10-COLUMN, RIGHT ANGLE, RIGHT MODULE ASSEMBLY, DIFFERENTIAL PAIR

SCALE 5:1 SHEET 1 OF 1 REV D