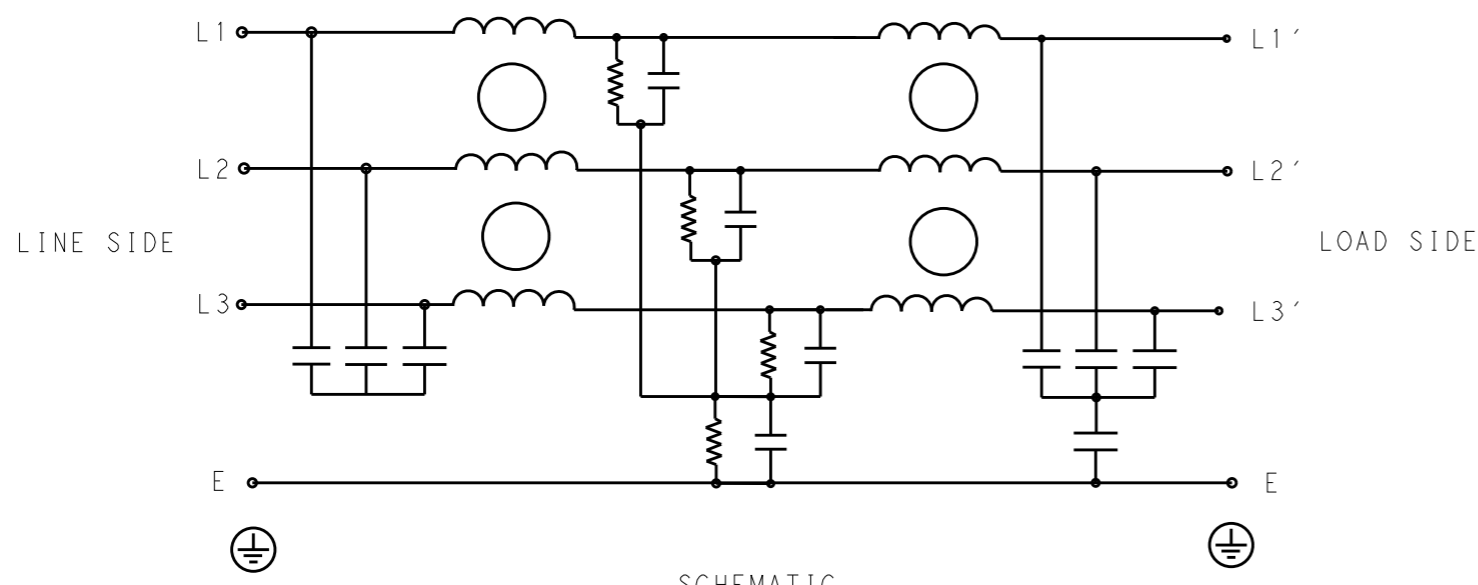


REVISIONS

P	LTR	DESCRIPTION	DATE	DWN	APVD
	B	INITIAL RELEASE	08JUL2020	SB	LI



SCHEMATIC

SAFETY ORGANIZATIONS

THIS FILTER WILL BE FORMALLY RECOGNIZED, CERTIFIED OR APPROVED BY THE LISTED AGENCY. THEREFORE, ALL TEST/REQUIREMENTS SPECIFIED IN THE LATEST REVISION OF THE FOLLOWING AGENCY STANDARDS WILL BE MET:

UL RECOGNIZED* 100A 440V 50Hz/60Hz 40°C
 CSA CERTIFIED** 100A 440V 50Hz/60Hz 40°C

*31 JULY 2020 ; **31 AUGUST 2020

OPERATING SPECIFICATION

LINE CURRENT/VOLTAGE: 100A, 440VAC
LINE FREQUENCY: 50/60Hz

MAXIMUM LEAKAGE CURRENT: 15mA @ 230VAC, 50Hz

OPERATING AMBIENT TEMPERATURE RANGE @ RATED CURRENT: -25°C TO +40°C

IN AN AMBIENT, T_a, HIGHER THAN 40°C, THE MAXIMUM OPERATING CURRENT, I_o, IS AS FOLLOWS:

$$I_o = I_r \sqrt{\frac{85 - T_a}{45}}$$

RELIABILITY SPECIFICATIONS

STORAGE TEMPERATURE: -40°C TO +85°C
HUMIDITY: 21 DAYS @ 40°C AND 95% RH

TEST SPECIFICATIONS

INDUCTANCE, NOMINAL: 0.2mH

CAPACITANCE @ 1kHz

LINE TO GROUND, NOMINAL: 1.76µF
LINE TO LINE, NOMINAL: 6.6µF

DISCHARGE RESISTOR

L/L I.R. 3MΩ 2W
 L/N I.R. XXX
 L/G I.R. 680KΩ 2W
 N/G I.R. XXX
 IR (NO DISCHARGE RESISTOR) 20°C, 50% RH AND 100VDC, MIN: 6MΩ

RECOMMENDED RECEIVING INSPECTION HIPOT

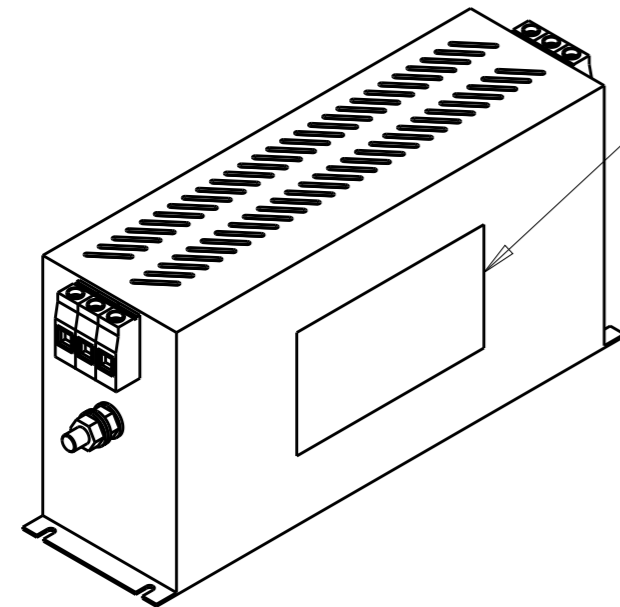
LINE TO GROUND FOR 1 MINUTE: 2632VDC
LINE TO LINE FOR 1 MINUTE: 1892VDC

FILTER APPROVAL

THE BEST WAY TO SELECT AND QUALIFY A FILTER IS FOR YOUR ENGINEERING TO TEST THE UNIT IN YOUR EQUIPMENT.

TYPICAL INSERTION LOSS
COMMON MODE 50/50Ω; DIFFERENTIAL MODE 50/50Ω

MHz	0.01	0.05	0.15	0.5	1	3	5	10	30
CM	30	32	65	68	70	62	52	40	32
DM	26	28	30	62	72	60	46	26	24



LABEL TO TE MARKING SPECIFICATION

THIS DRAWING IS A CONTROLLED DOCUMENT.		DWN 24FEB2020 SHRICHARANA B		
DIMENSIONS: mm		CHK 24FEB2020 LEO IRUDHAYARAJ		
TOLERANCES UNLESS OTHERWISE SPECIFIED:		APVD 24FEB2020 LEO IRUDHAYARAJ	NAME POWER LINE FILTER 100KEHD10ABSD	
0 PLC ±-		PRODUCT SPEC	SIZE	
1 PLC ±0.5		APPLICATION SPEC	CAGE CODE	
2 PLC ±0.40		WEIGHT	DRAWING NO	
3 PLC ±0.130		CUSTOMER DRAWING	RESTRICTED TO	
4 PLC ±0.0500		SCALE 1:4	SHEET 1 OF 2	
ANGLES ±-		REV B		
MATERIAL		A300779 C-2-1609969-6		
FINISH				

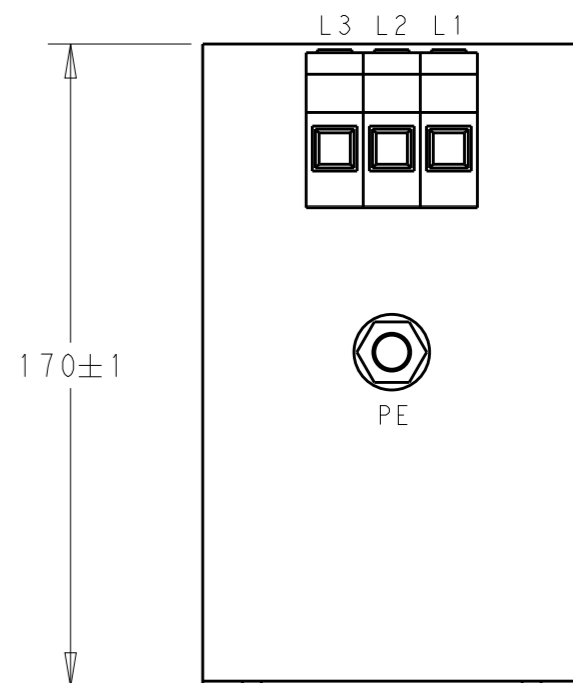
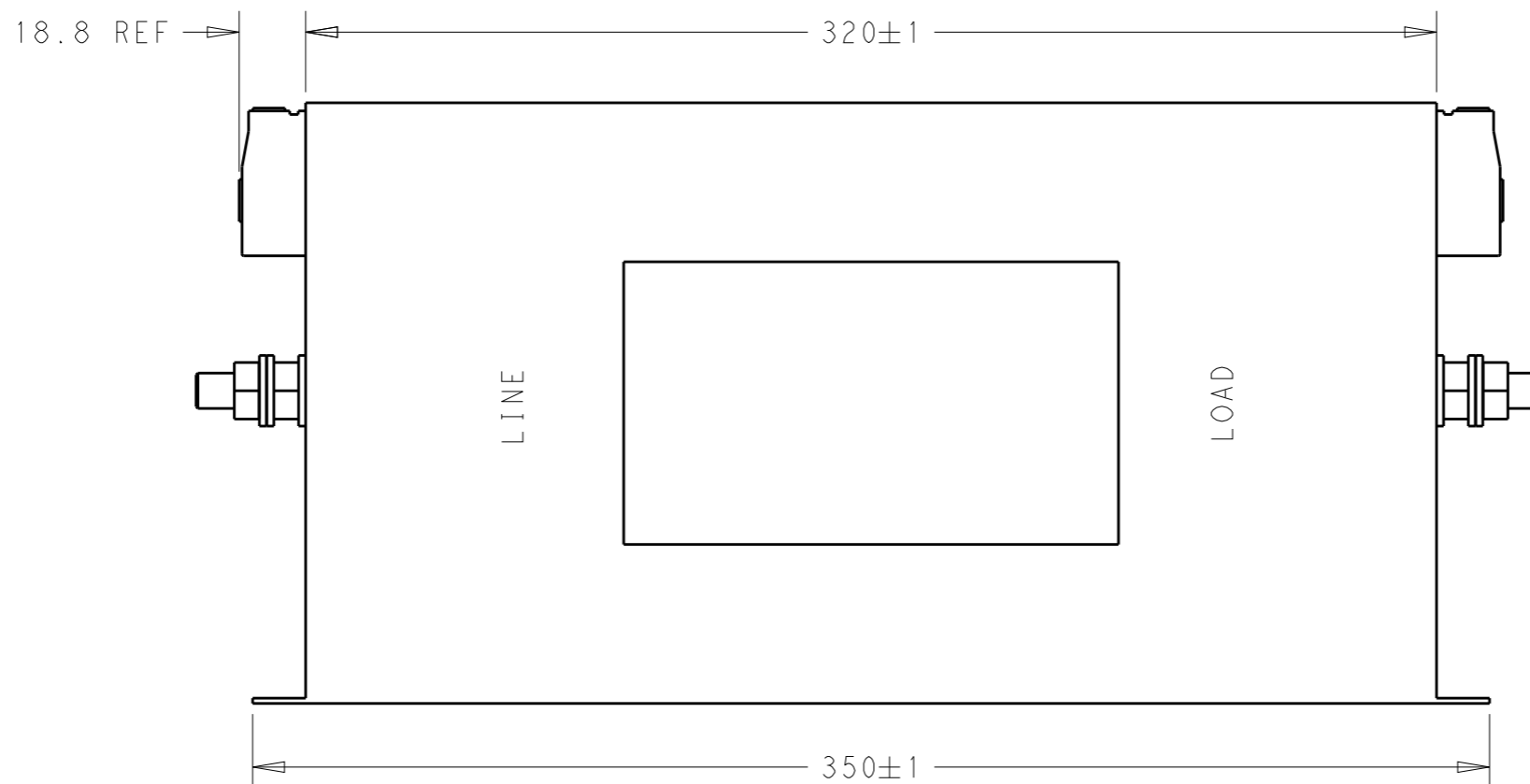
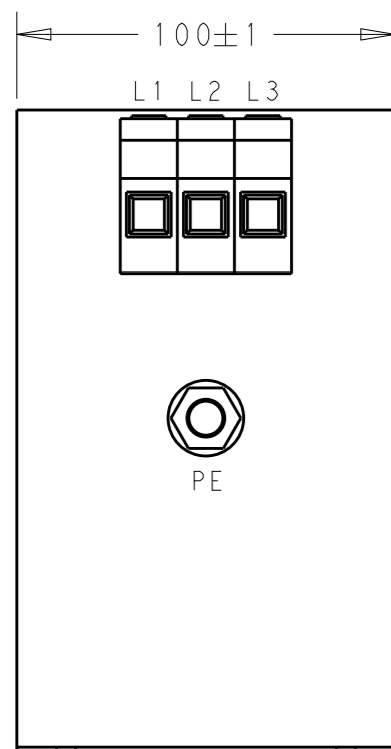
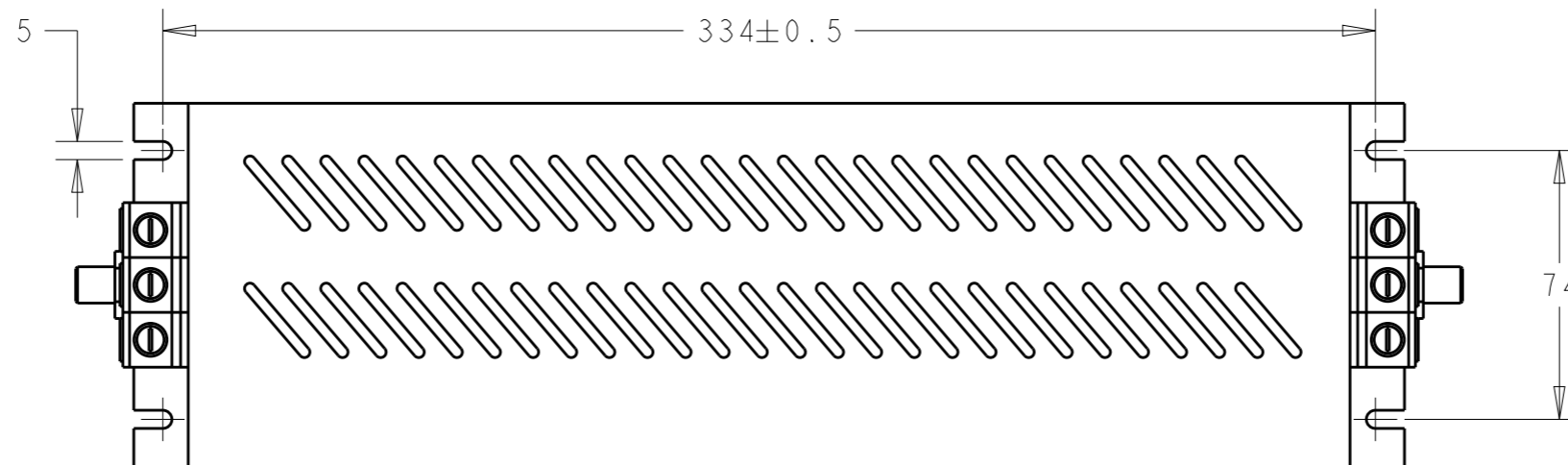
© 2020 TE Connectivity. All Rights Reserved.

REVISIONS

NOTE 1 GROUND CONNECTION:
 DO NOT LOOSEN INNER GROUND NUTS.
 TORQUE OUTER TERMINAL SCREWS: 2 Nm / 18 in lbs
 TORQUE GROUND NUTS: 4-10Nm

NOTE 2 INPUT OUTPUT CONNECTION TERMINAL
 AWG SIZE: 8-4 AWG
 WIRE SECTION: 25 mm²
 THREADED BOLT SIZE FOR GROUND: M10

P	LTR	DESCRIPTION	DATE	DWN	APVD
		SEE SHEET 1			



THIS DRAWING IS A CONTROLLED DOCUMENT.		DWN	24FEB2020		TE TE Connectivity
		CHK	24FEB2020		
		APVD	24FEB2020		
		NAME	LEO IRUDHAYARAJ		
DIMENSIONS: mm		TOLERANCES UNLESS OTHERWISE SPECIFIED:		NAME POWER LINE FILTER 100KEHD10ABSD	
		0 PLC ±-		SIZE	
		1 PLC ±0.5		CAGE CODE	
		2 PLC ±0.40		DRAWING NO	
		3 PLC ±0.130		RESTRICTED TO	
4 PLC ±0.0500		APPLICATION SPEC		A300779 C-2-1609969-6	
ANGLES ±-		WEIGHT		SCALE 1:2 SHEET 2 OF 2 REV B	
MATERIAL		FINISH		CUSTOMER DRAWING	
-		-			