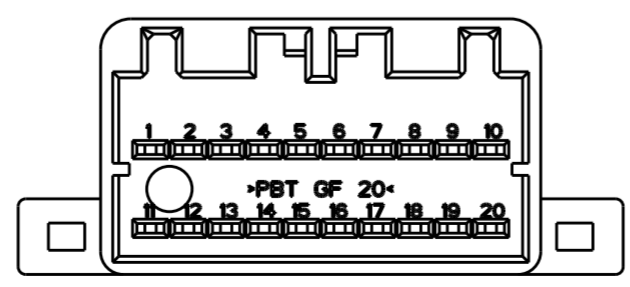
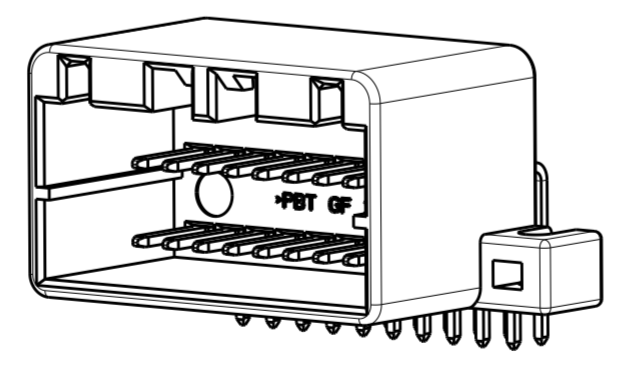
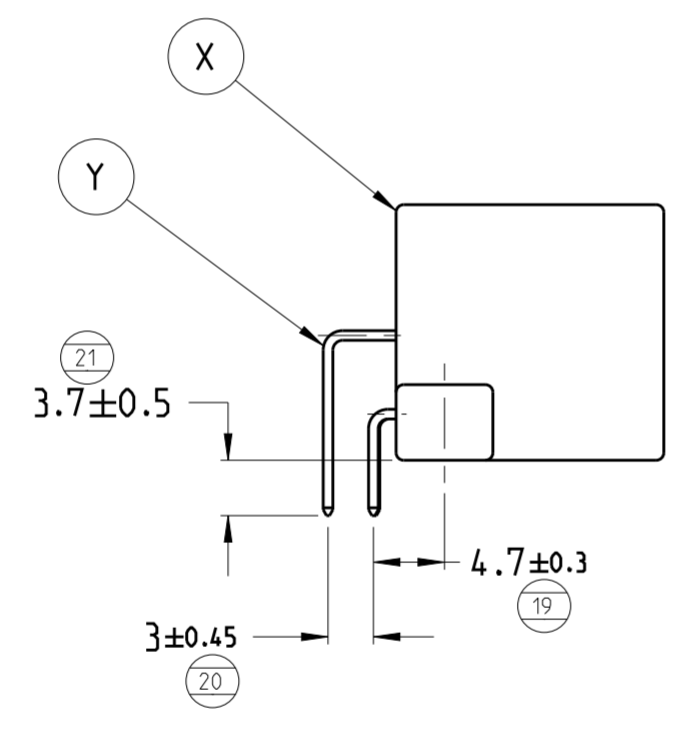
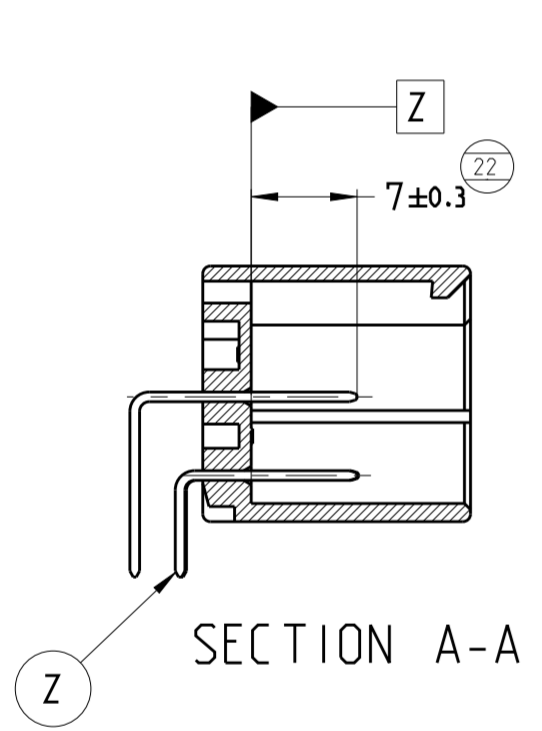
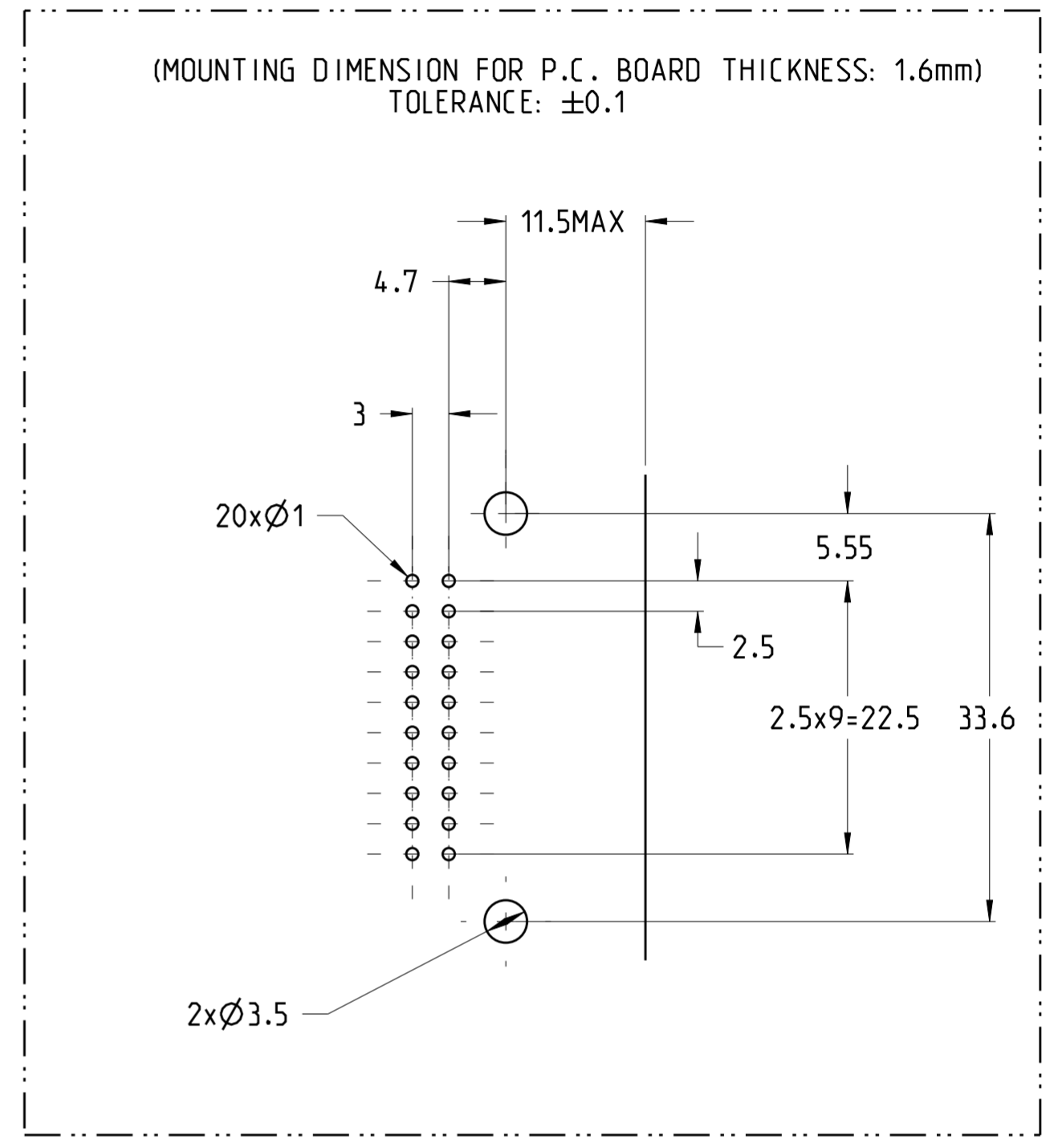
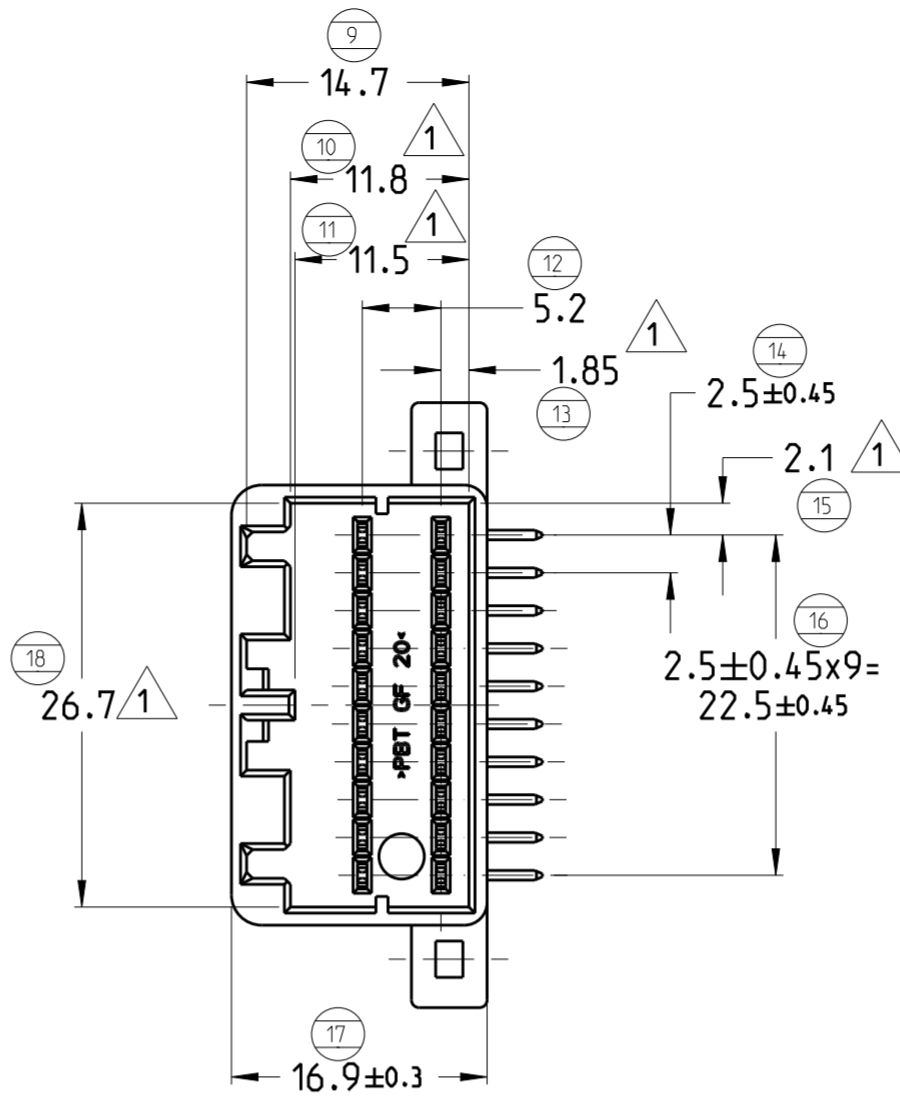
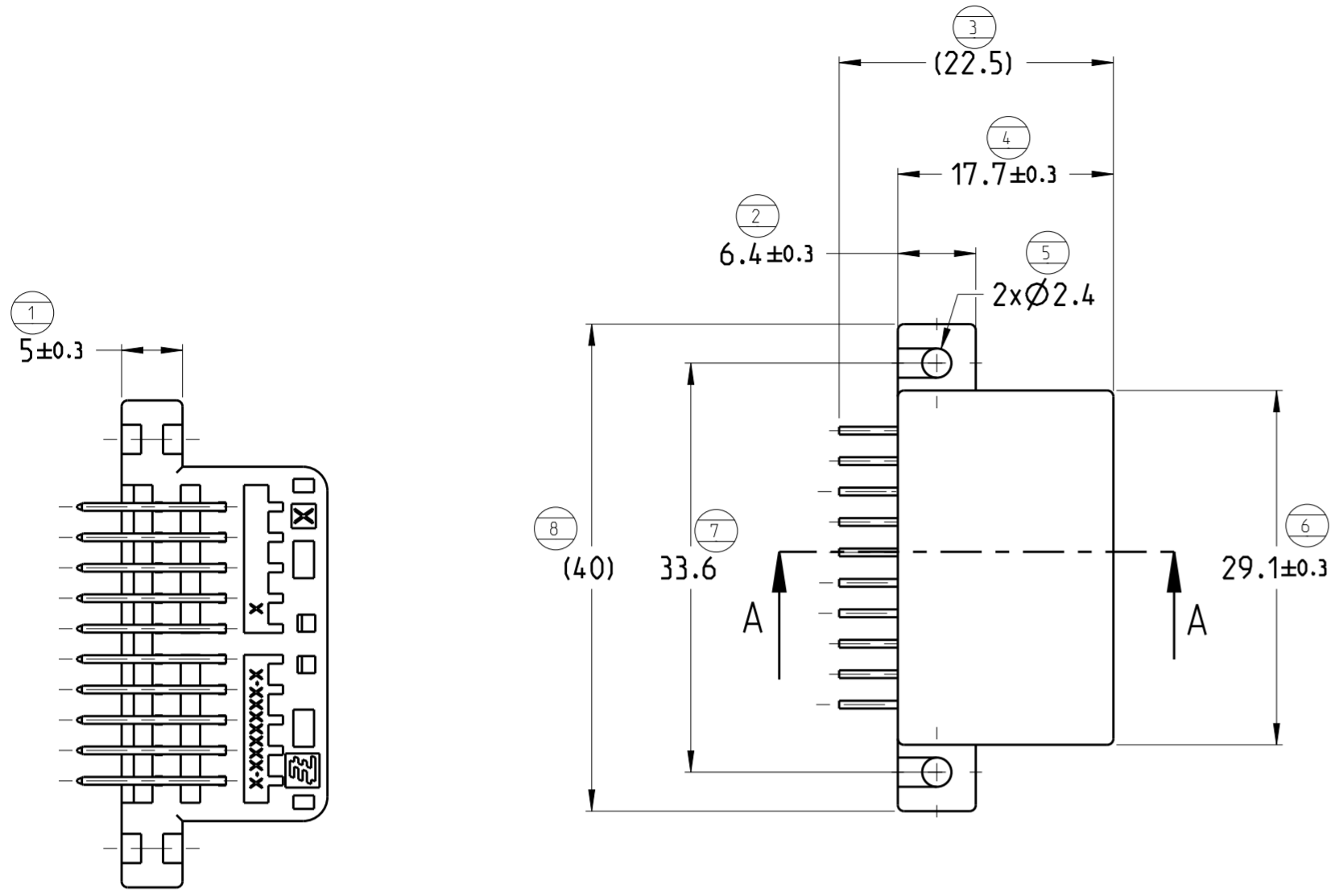


THIS DRAWING IS UNPUBLISHED. RELEASED FOR PUBLICATION 2009
 (C) COPYRIGHT copyright_date 20 POSITION CAP HOUSING ASSEMBLY ALL RIGHTS RESERVED.

LOC		DIST		REVISIONS			
P	LTR	DESCRIPTION	DATE	DWN	APVD		
A2		ECR-13-002027	04Feb2013	SK	VV		
A3		SEE ECR-15-006906	04MAY2015	SB	RK		



3 FIG 1

- 1 TO BE MEASURED WITHIN 2mm FROM -Z-
- 2. RECOMMENDED MOUNTING SCREW 3mm DIA. 6mm LENGTH (MIN)
TAPPING SCREW SPECIFIED IN JIS B1115, B1122
(TIGHTENING TORQUE: 39.2N-cm MAX.)
- 3 CIRCUIT NUMBER: SEE FIG 1
- 4. Product similar to p/n: 175975-X
- 5. THE MATING PLUG HOUSING PART NUMBER ; 175967
- 6 India Housing
- 7 Japan Housing

1952059-1 AS SHOWN

Quantity	Item Number	Material	Color / Finish	Part Name	Description	Assembly Part Number	Sl. Number
10	Z	BRASS	Selective - Tin	Tab Contact	20P CAP HSG ASSY (Horizontal)	1952059-3	2
10	Y	BRASS	Selective - Tin	Tab Contact			
6	X	PBT GF-15	Black	20Pos. CAP HSG (H-TYPE)	040 MLC MK2 20POS CAP ASSY H TIN	1952059-1	1
10	Z	BRASS	Selective - Tin	Tab Contact			
10	Y	BRASS	Selective - Tin	Tab Contact			
7	X	PBT GF-15	Black	20Pos. CAP HSG (H-TYPE)			

THIS DRAWING IS A CONTROLLED DOCUMENT.

DIMENSIONS: mm	TOLERANCES UNLESS OTHERWISE SPECIFIED:	DWN 24 June 2010 Ashwath B	TE Connectivity NAME - 040 SERIES MULTI-LOCK I/O CONNECTOR MK-II 20POSITION CAP HOUSING ASSEMBLY
0 PLC ±0.5	1 PLC ±0.2	CHK 24 June 2010 Vinod Viswanath	
2 PLC ±0.1	3 PLC ±	APVD 24 June 2010 Vinod Viswanath	SIZE CAGE CODE DRAWING NO RESTRICTED TO
4 PLC ±	ANGLES ±2°	PRODUCT SPEC 108-72112	A2 00779 C-1952059
MATERIAL SEE TABLE	FINISH SEE TABLE	APPLICATION SPEC -	WEIGHT 5.9 g
		Customer Drawing	SCALE 2:1 SHEET 1 OF 1 REV A3