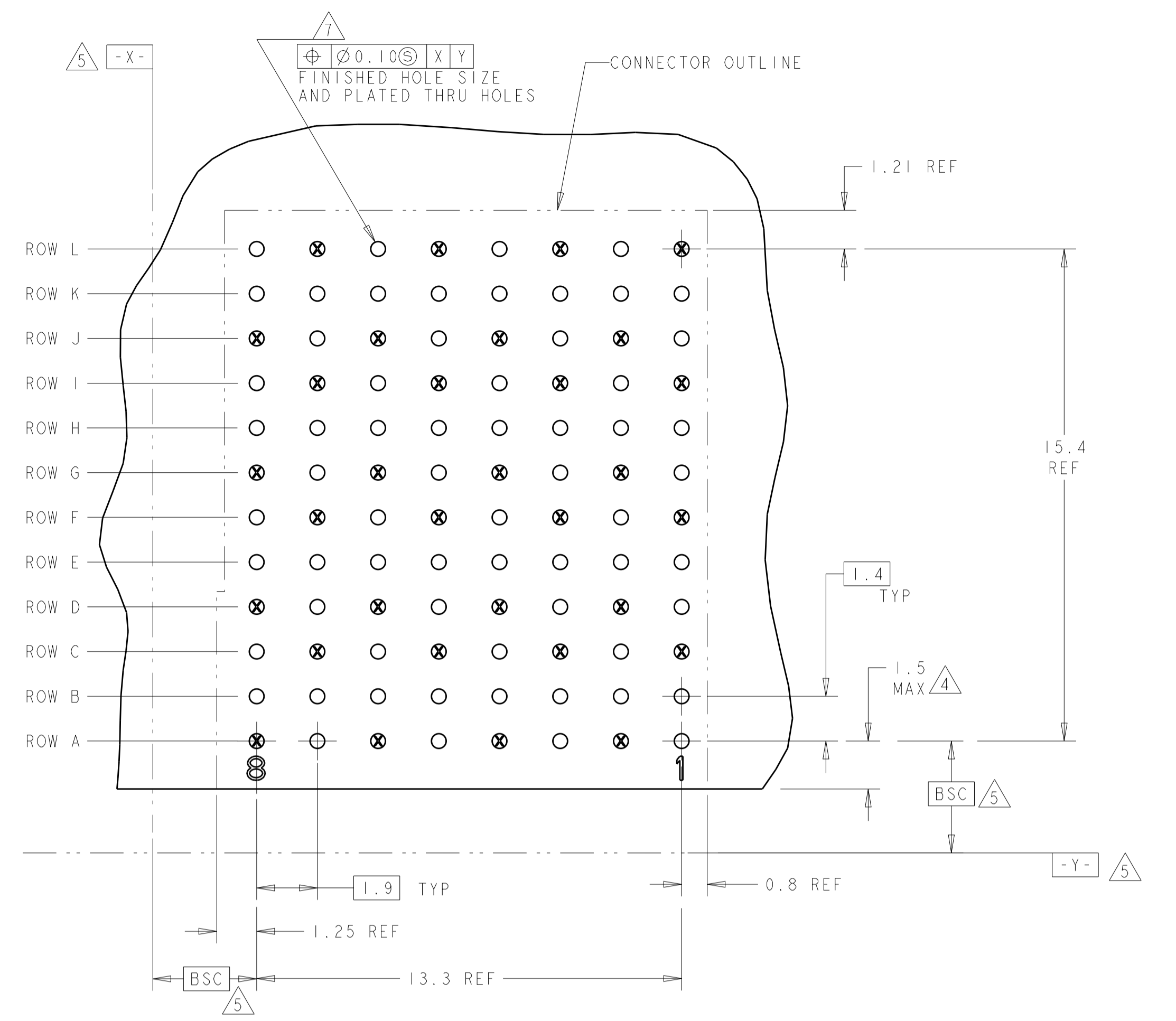
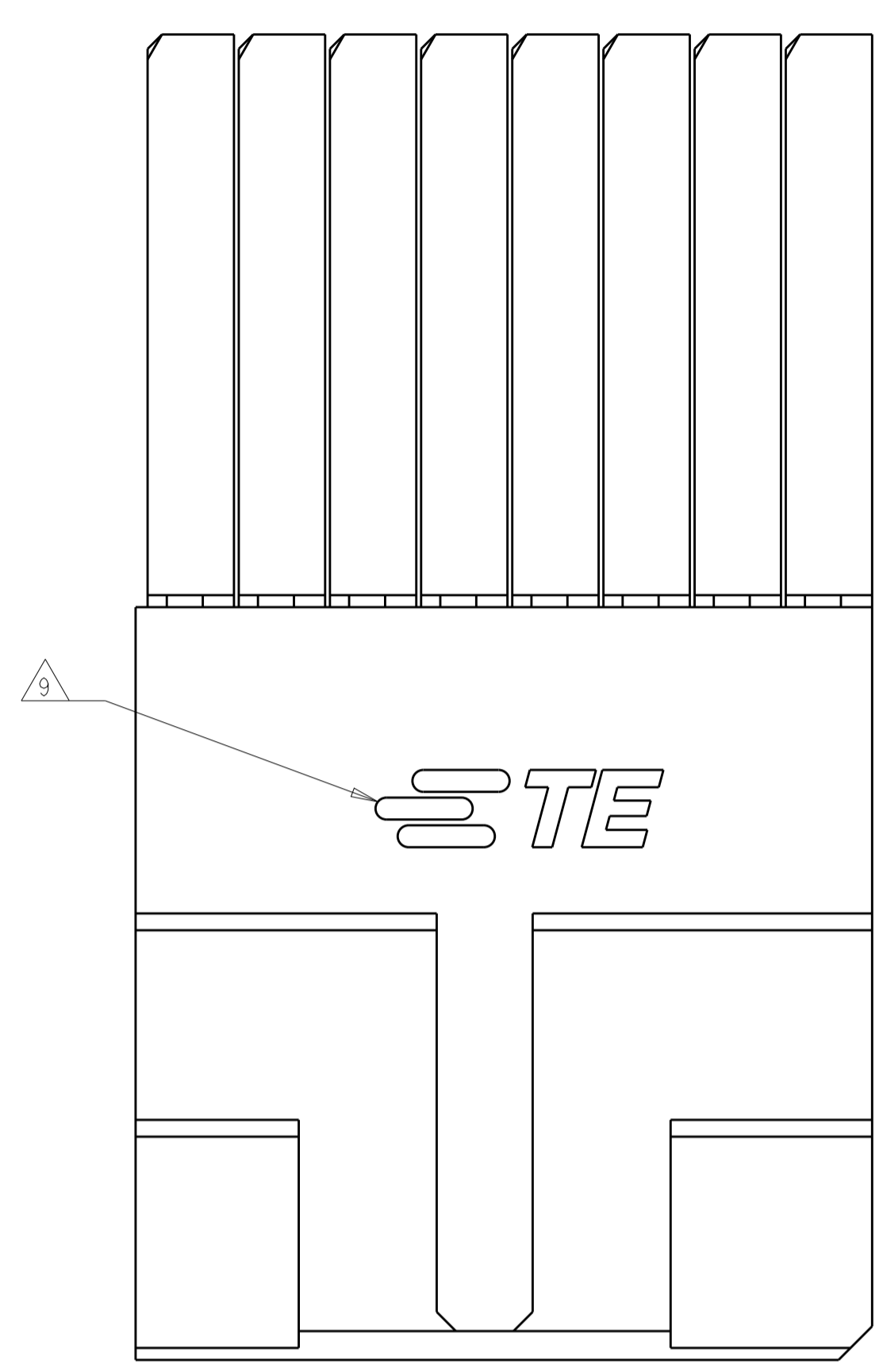


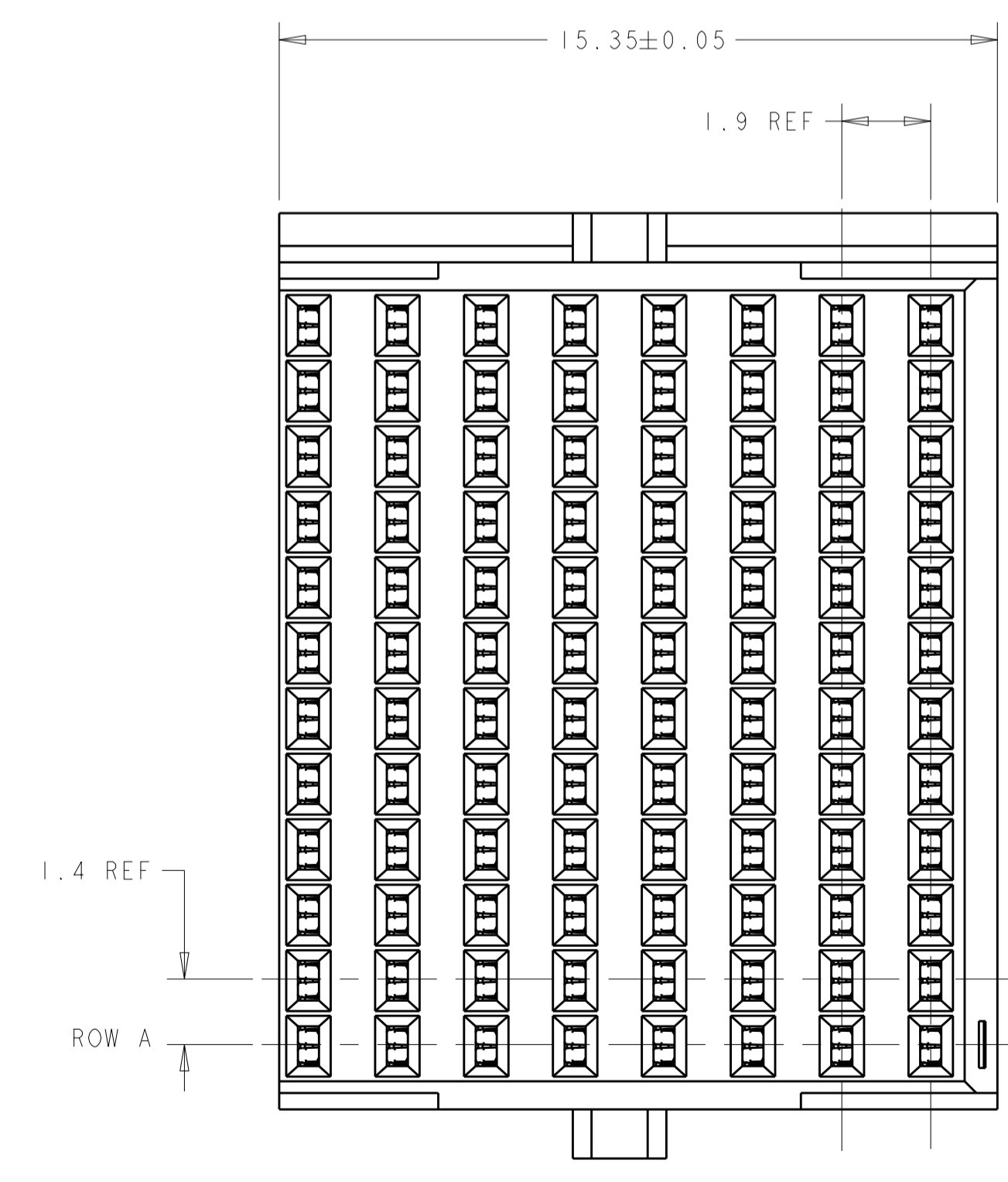
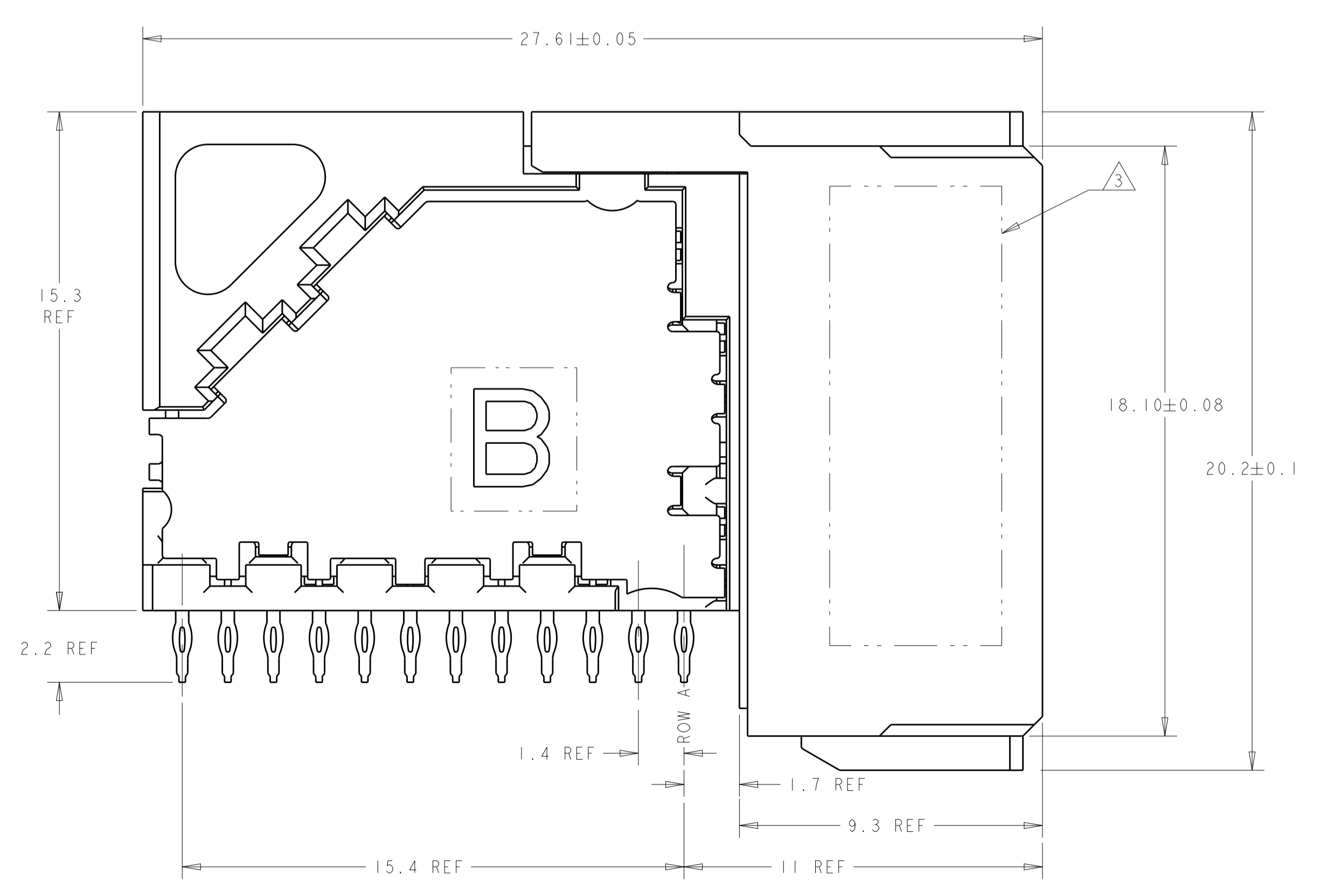
LOC	DIST	REVISIONS			
		REV	DATE	BY	CHKD
AD	00	E	22FEB2013	KH	RP
		F	11JUL2019	AP	SY



○ = SIGNAL
 ⊗ = GROUND
 RECOMMENDED PC BOARD LAYOUT
 DAUGHTER BOARD
 COMPONENT SIDE SHOWN
 SCALE 8:1



- 1 MATERIAL:
CONTACT AND SHIELD - PHOS BRONZE
HOUSING AND CHICKLET - LCP, UL 94V-0, COLOR - BLACK
- 2 FINISH:
CONTACT AREA FINISH CONFORMS TO THE REQUIREMENTS OF TE PRODUCT SPECIFICATION 108-2303; BASED ON TELCORDIA GR-1217-CORE FOR SYSTEM QUALITY LEVEL III, APPLICATIONS IN CONTROLLED ENVIRONMENTS (CENTRAL OFFICE).
COMPLIANT PIN AREA - 0.5µm MIN MATTE TIN OVER 1.27µm MIN NICKEL.
SHIELD 1.27µm MIN NICKEL.
- 3 CONNECTOR MARKED ON EITHER SIDE OF HOUSING WITH PART NUMBER, DATE CODE AND STANDARD IN APPROXIMATE AREA SHOWN.
- 4 DIMENSION APPLIES TO CENTERLINE OF THRU HOLE.
- 5 DATUMS AND BASIC DIMENSIONS ESTABLISHED BY CUSTOMER.
- 6 CONTACT AREA LUBRICATED WITH BELLCORE APPROVED LUBRICANT. TECHNICAL REFERENCE: GR-1217-CORE, ISSUE 1, NOVEMBER 1995.
- 7 REFERENCE APPLICATION SPEC 114-13202 FOR RECOMMENDED PLATED THRU HOLE DIAMETER AND PLATING THICKNESSES.
- 8 THE GROUNDS IN EACH COLUMN ARE COMMONED.
- 9 SHOWN LOGO OR OTHER TE OWNED LOGOS IN APPROXIMATE AREA



1934222-1
 PART NUMBER

THIS DRAWING IS A CONTROLLED DOCUMENT.		OWN S. MAGARO 31JAN2006	
DIMENSIONS:		CHK W. DAVIS 31JAN2006	
mm	TOLERANCES UNLESS OTHERWISE SPECIFIED:	APVD R. PATTERSON 27AUG2007	NAME RECEPTACLE ASSEMBLY, 4 PAIR, 8 COLUMN
 0 PLC ± 2 PLC ± 3 PLC ± 4 PLC ± ANGLES ±	FINISH: 	PRODUCT SPEC	SIZE A100779
MATERIAL	FINISH	APPLICATION SPEC	CAGE CODE DRAWING NO C=1934222
CUSTOMER DRAWING		RESTRICTED TO	SCALE 8:1 SHEET 1 OF 1 REV F