

LOC	DIST	REVISIONS					
		P	LTR	DESCRIPTION	DATE	DWN	APVD
GP	00		A	RELEASED	27MAR2006	RG	SF
			A1	ADD -2	23AUG2024	OL	WY

D

D

C

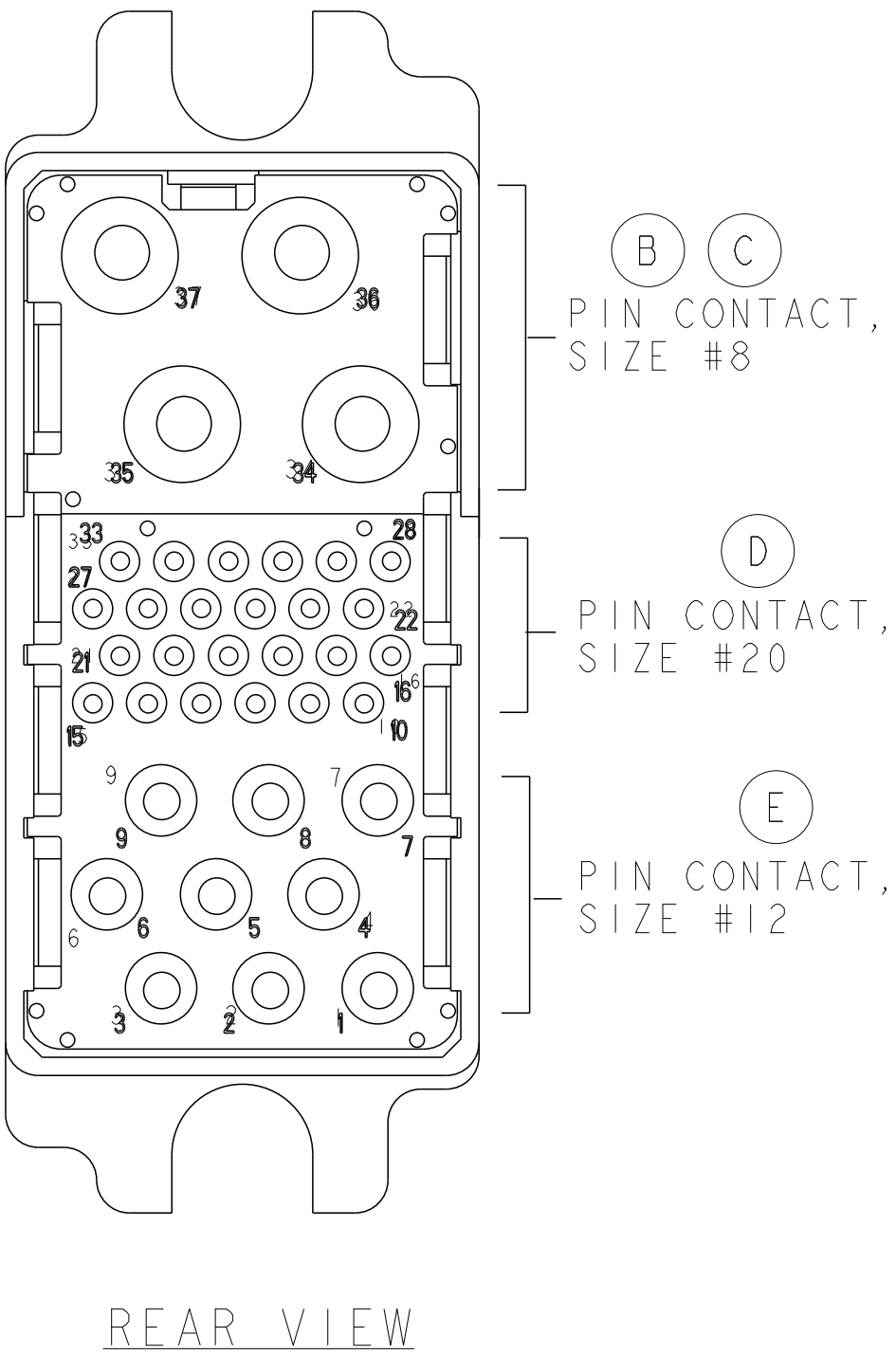
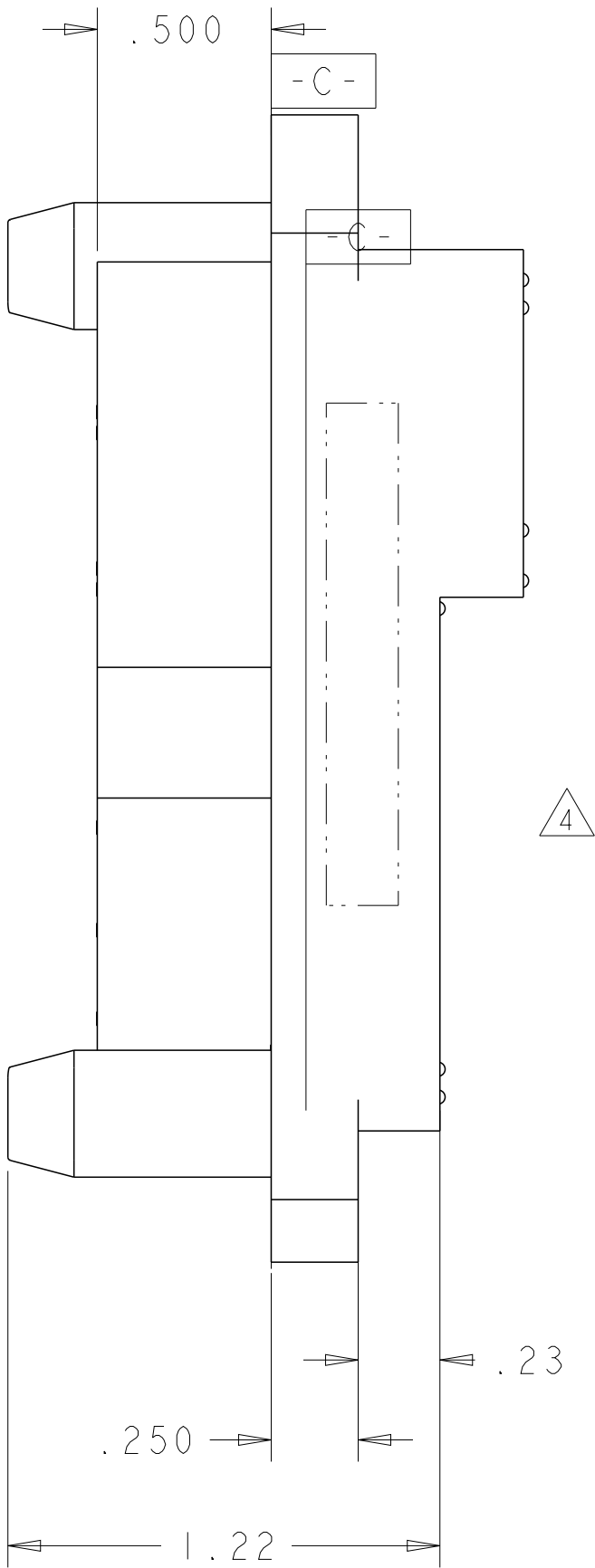
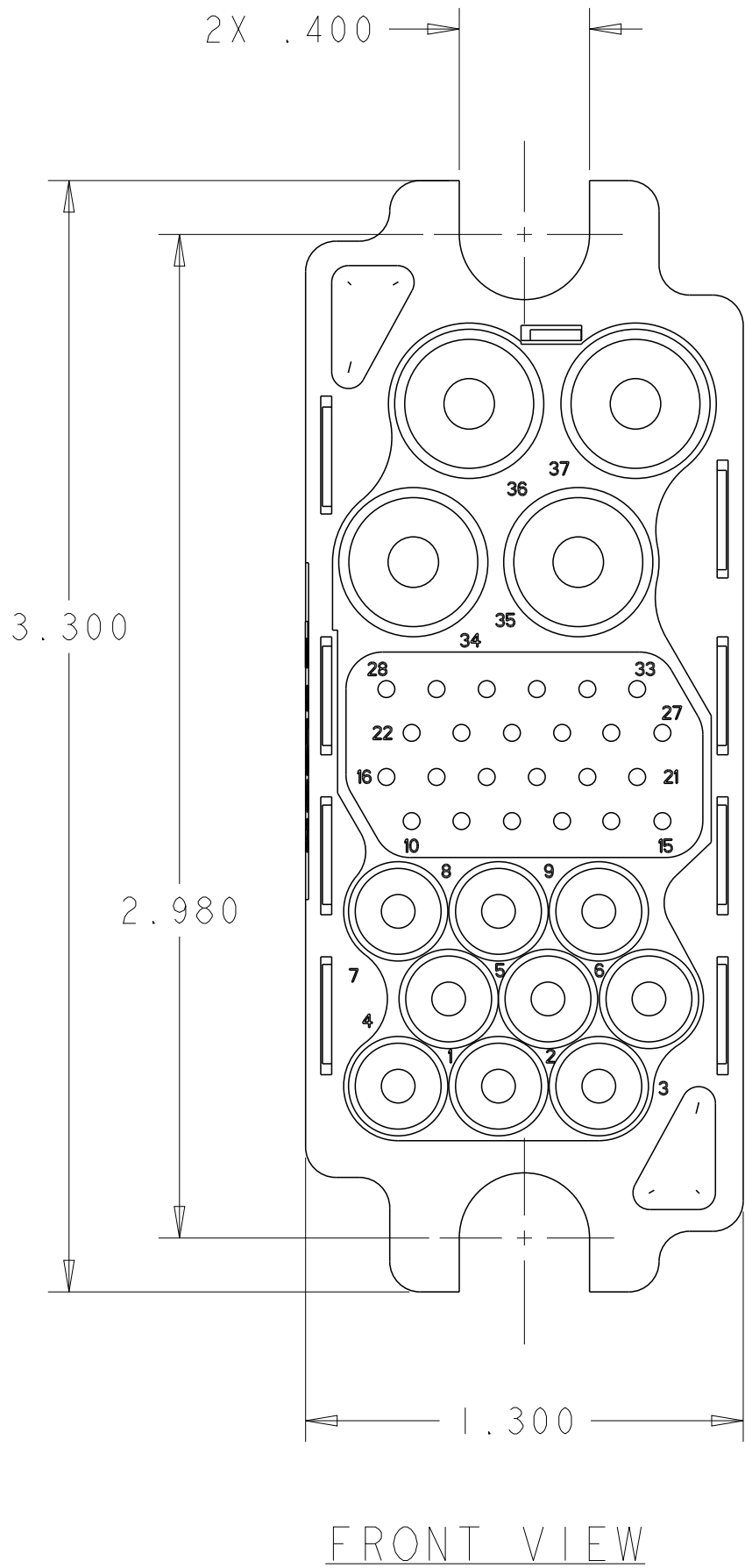
C

B

B

A

A



ELCON

75A MIDDLE DRAWER

THIS DRAWING IS A CONTROLLED DOCUMENT FOR TYCO ELECTRONICS CORPORATION IT IS SUBJECT TO CHANGE AND THE CONTROLLING ENGINEERING ORGANIZATION SHOULD BE CONTACTED FOR THE LATEST REVISION.		DWN R.GRZYBOWSKI 27MAR06	Tyco Electronics Harrisburg, PA 17105-3608	
DIMENSIONS: INCHES	TOLERANCES UNLESS OTHERWISE SPECIFIED:	CHK M.PERCHERKE 27MAR06	NAME CONNECTOR, PIN 75 AMP MIDDLE DRAWER	
	0 PLC ±- 1 PLC ±- 2 PLC ±.02 3 PLC ±.010 4 PLC ±0.0000 ANGLES ±.5	APVD M.PERCHERKE 27MAR06		
MATERIAL	FINISH	PRODUCT SPEC -	SIZE A200779	CAGE CODE C-1926011
		APPLICATION SPEC -	DRAWING NO -	RESTRICTED TO
		WEIGHT -		
		CUSTOMER DRAWING	SCALE 2:1	SHEET 1 OF 2
			REV A1	

AMP 1471-9 REV 31MAR2000

4

3

2

1

THIS DRAWING IS UNPUBLISHED.

RELEASED FOR PUBLICATION

20

© COPYRIGHT 20

BY TYCO ELECTRONICS CORPORATION. ALL RIGHTS RESERVED.

LOC

DIST

GP00

REVISIONS

P	LTR	DESCRIPTION	DATE	DWN	APVD
	-	SEE SHEET 1	-	-	-

1. PART NUMBER CHANGES AND OR DESIGN CHANGES AFFECTING THE INTERCHANGEABILITY REQUIRE PRIOR TYCO APPROVAL AND AUTHORIZATION BY REVISION TO THIS DRAWING.

2. MATERIAL:

INSULATOR: THERMOPLASTIC, GLASS REINFORCED, UL 94V-0

FLAMMABILITY RATED, COLOR: BLACK

CONTACT: BRASS ROD ALLOY

CROWN BAND: COPPER ALLOY

RETENTION CLIP: COPPER ALLOY

3. FINISH:

CONTACTS SIZE #8 : .000200 MIN THK. SILVER OVER

.000040 MIN NICKEL

CONTACTS SIZE #12 : .000200 MIN THK. SILVER OVER

.000040 MIN NICKEL

CONTACTS SIZE #20 : .000010 MIN GOLD OVER

.000040 MIN NICKEL

4

ITEMS PROVIDED TO THIS SPECIFICATION TO BE PERMANENTLY IDENTIFIED PER THE FOLLOWING IDENTIFIER:

YEAR

WEEK

TYCO PART NUMBER

DATE CODE (e.g. 0216)

XXXXXXXX-X

XXXX

5

CRIMP CONTACTS (ITEMS B THRU E) SHALL BE PACKAGED SEPARATELY AND PLACED IN THE BOX WITH THE CONN. ASSEMBLY.

5

E

6

6

1766193-1

CONTACT, PIN, SIZE #12, CRIMP, STD

5

D

11

11

1650155-1

CONTACT, PIN, SIZE #20, CRIMP, STD

5

C

-

1

1766197-1

CONTACT, PIN, SIZE #8, CRIMP, PREMATE

5

B

4

3

1766192-1

CONTACT, PIN, SIZE #8, CRIMP, STD

A

1

1

1648162-2

HOUSING, PIN, FLOAT MOUNT

ITEM

-2

-1

PART NUMBER

DESCRIPTION

THIS DRAWING IS A CONTROLLED DOCUMENT FOR TYCO ELECTRONICS CORPORATION
IT IS SUBJECT TO CHANGE AND THE CONTROLLING ENGINEERING ORGANIZATION
SHOULD BE CONTACTED FOR THE LATEST REVISION.

DIMENSIONS:
INCHES

TOLERANCES UNLESS OTHERWISE SPECIFIED:

0 PLC ±-
1 PLC ±.02
2 PLC ±.010
3 PLC ±0.0000
4 PLC ANGLES ±.5

MATERIAL

-

DWN
R.GRZYBOWSKI
27MAR06

CHK
M.PERCHERKE
27MAR06

APVD
M.PERCHERKE
27MAR06

PRODUCT SPEC
-

APPLICATION SPEC
-

WEIGHT
-

CUSTOMER DRAWING

tyco
Electronics

Tyco Electronics
Harrisburg, PA 17105-3608

NAME

CONNECTOR, PIN
75 AMP MIDDLE DRAWER
-

SIZE

CAGE CODE

DRAWING NO

RESTRICTED TO

A200779

C-1926011

SCALE 1:1

SHEET 2 OF 2

REV A1

ELCON

75A MIDDLE DRAWER

AMP 1471-9 REV 31MAR2000