THIS DRAWING IS UNPUBLISHED. RELEASED FOR PUBLICATION
© COPYRIGHT BY TYCO ELECTRONICS CORPORATION. ALL RIGHTS RESERVED.

LOC	DIST
DS	–

REVISIONS

P	LTR	DESCRIPTION	DATE	DWN	APVD
	C	REVISED (ECR-11-002685)	20.MAY.'11	CH	JK
	D	REVISED (ECR-14-008060)	29.MAY.'14	CI	JK

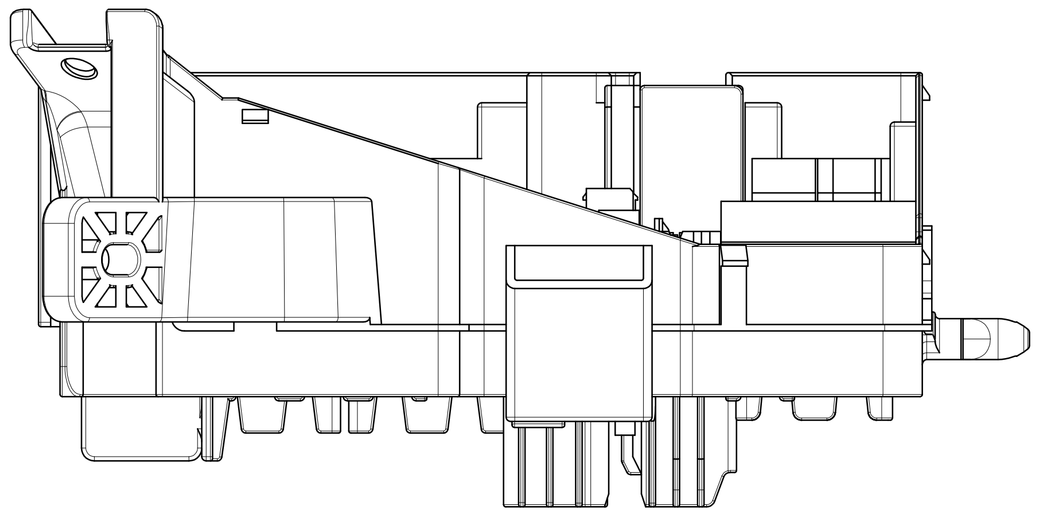

CONFIGURATION OF TORQUE LABEL (SCALE 2:1)

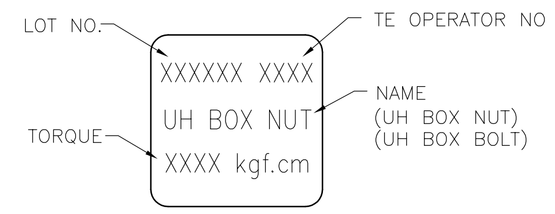

* TEXT COLOR: BLACK
* BACK GROUND COLOR: WHITE

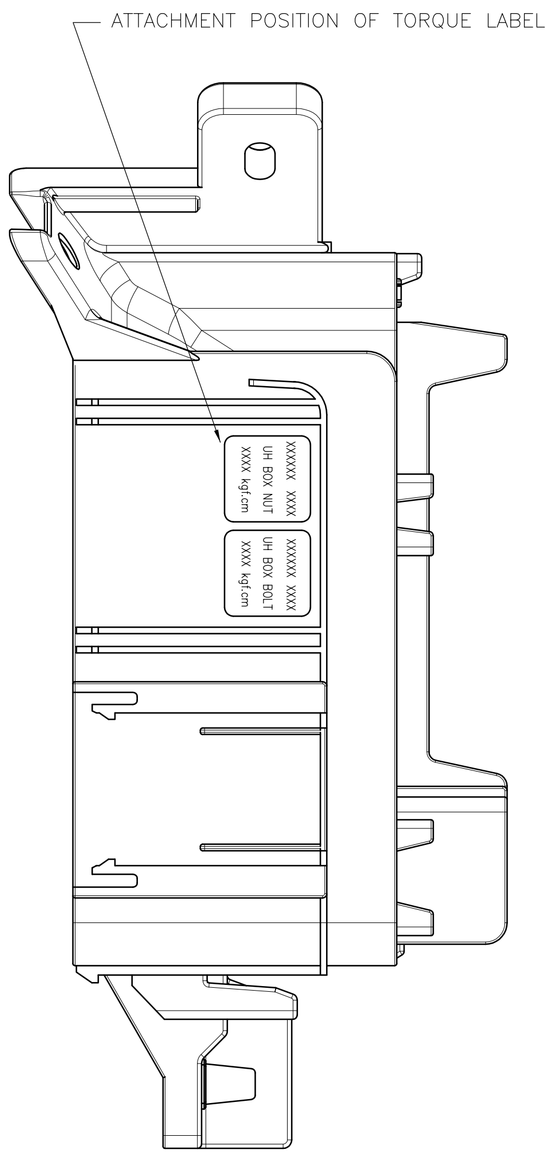

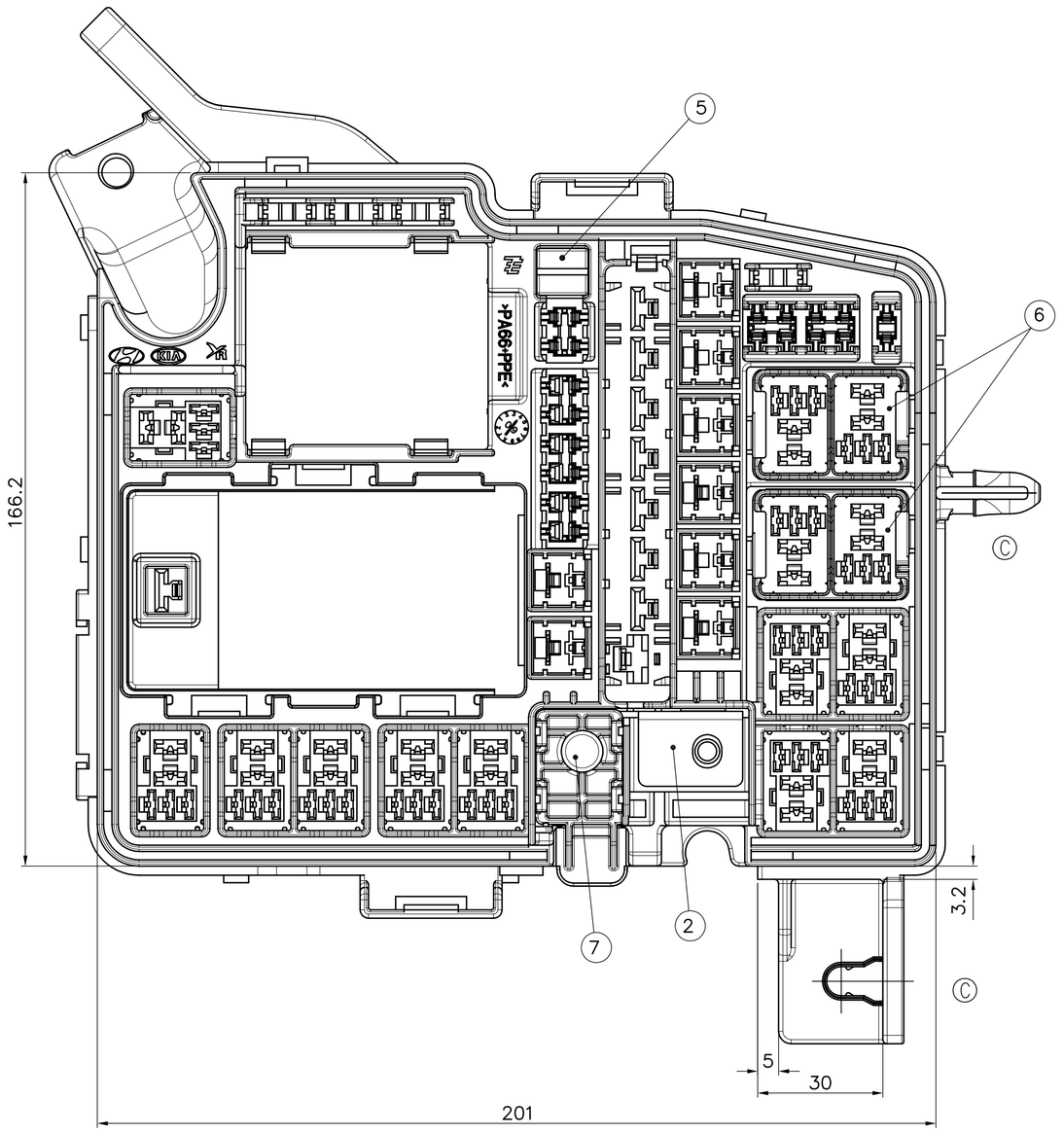

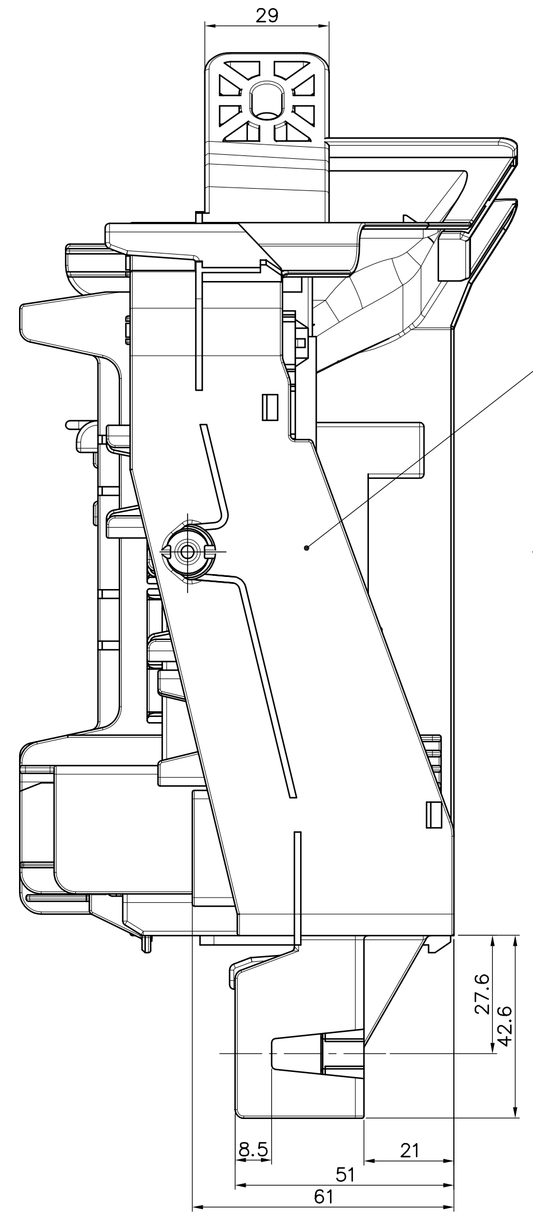

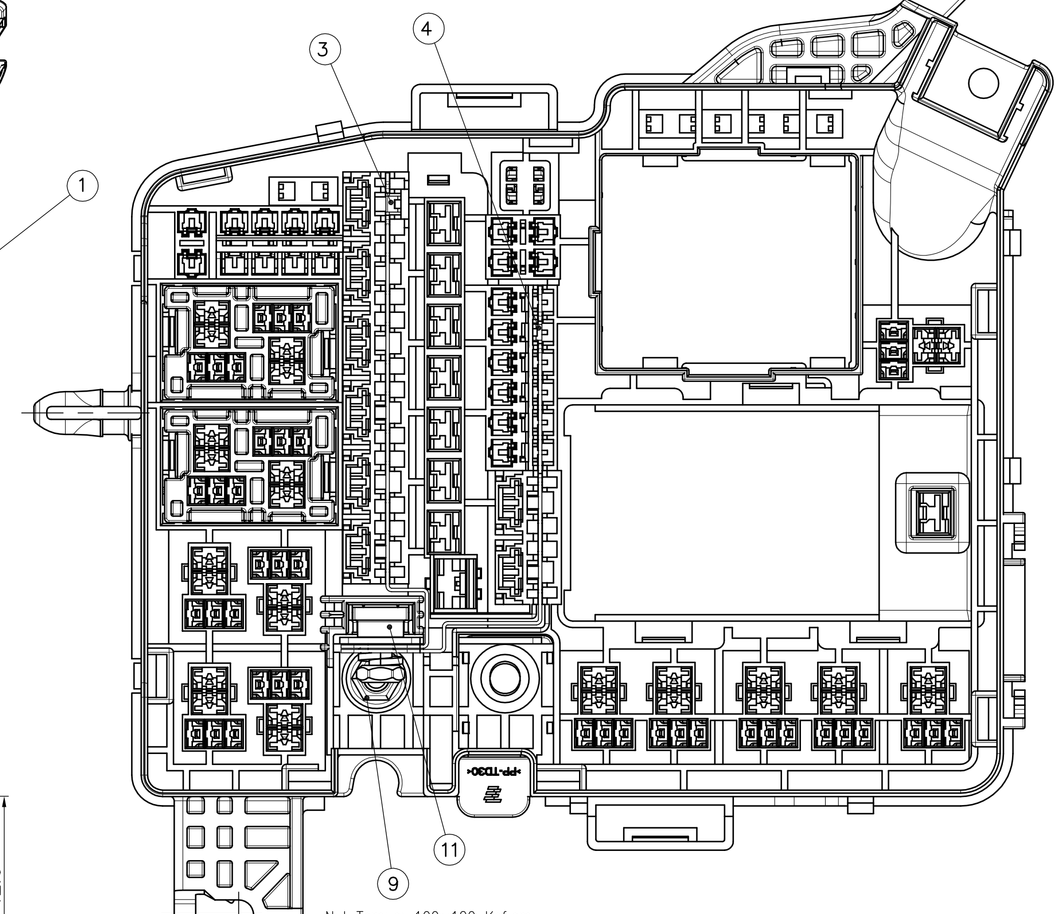

Nut Torque: 100~120 Kgf.cm

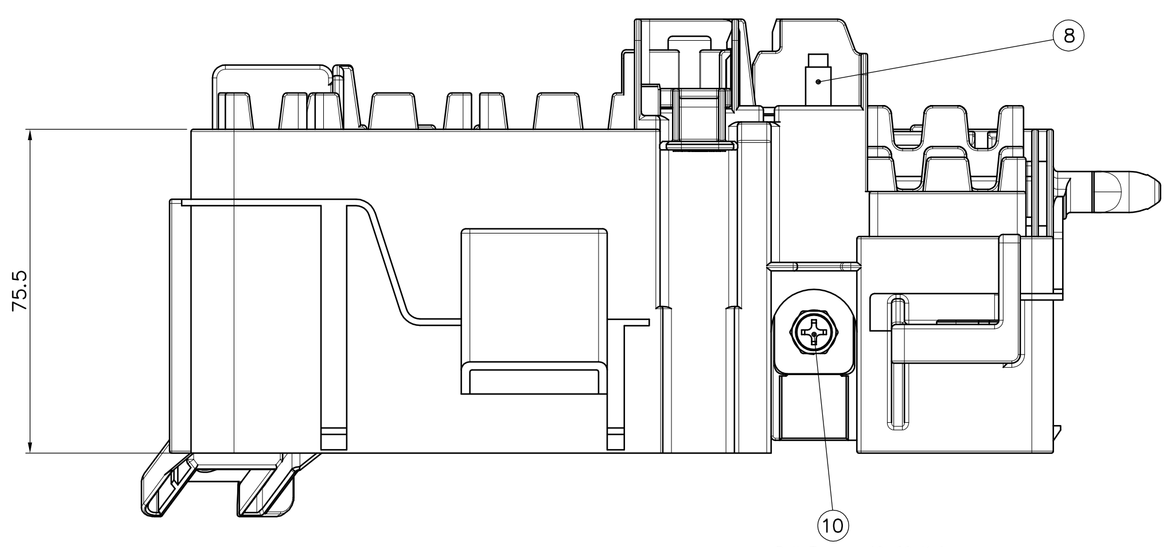

Bolt Torque: 40~60 Kgf.cm

1897602-2	91950-3S930	MAIN BODY ASSY FOR YF-HEV U/H
1897602-1	91950-3S900	MAIN BODY ASSY FOR YF/VG U/H
PART NO	HMC P/NO	DESCRIPTION

NO	PART NO	DESCRIPTION	MATERIAL	COLOR	Q'TY	
11	2005604-1	NUT FOR FUSE & RLY BOX	SWCH 10A	–	1	1
10	368981-2	WASHER BOLT FOR FUSE & RLY BOX	SWCH 10A	–	1	1
9	368822-1	SELF-LOCK NUT	SWCH 10A	–	1	2
8	2005847-1	STUD BOLT M6-M6	SCM 435	–	1	2
7	1897606-1	COVER BODY	PP-TD30	BLACK	1	–
6	1897607-1	MICRO RLY BLOCK	PA66+PPE	BLACK	2	2
5	1897649-1	FUSE PULLER (L/P FUSE)	PA66-GF15	NETURAL	1	1
4	2005845-1	BUS-BAR S/B, MINI FUSE	PMC 26	–	1	1
3	2005844-1	BUS-BAR S/B FUSE	PMC 90	–	1	1
2	2005843-1	BUS-BAR B+	PMC 90	–	1	1
(D) 1	1897603-1	MAIN BODY HOUSING FOR YF/VG U/H	PA66+PPE	BLACK	1	1

NOTE
1. GENERAL TOLERANCE
– ES05214-00 (PLASTIC PARTS)-2ND GRADE

THIS DRAWING IS A CONTROLLED DOCUMENT FOR TYCO ELECTRONICS CORPORATION. IT IS SUBJECT TO CHANGE AND THE CONTROLLING ENGINEERING ORGANIZATION SHOULD BE CONTACTED FOR THE LATEST REVISION.

DIMENSIONS: MM

TOLERANCES UNLESS OTHERWISE SPECIFIED:
1 xxx 6 ±0.4
6 xxx 18 ±0.45
18 xxx 30 ±0.5
30 xxx 50 ±0.6
50 xxx 80 ±0.8
80 xxx 120 ±1.0
120 xxx 180 ±1.2
180 xxx 250 ±1.5

MATERIAL – –
FINISH – –

DWN CI JEON
CHK YJ YOUN
APVD JK SONG
PRODUCT SPEC –
APPLICATION SPEC –
WEIGHT –

TE Connectivity

NAME MAIN BODY ASSY FOR YF/VG U/H

SIZE A1 | CAGE CODE 00779 | DRAWING NO C-1897602 | RESTRICTED TO –

CUSTOMER DRAWING | SCALE 1/1 | SHEET 1 OF 1 | REV D

4805 (3/11)