THIS DRAWING IS UNPUBLISHED. RELEASED FOR PUBLICATION -.- .
© COPYRIGHT - BY TYCO ELECTRONICS CORPORATION. ALL RIGHTS RESERVED.

LOC	DIST
—	—

REVISIONS

P	LTR	DESCRIPTION	DATE	DWN	APVD
	A	DRAWING UPDATED	02FEB11	NH	KS

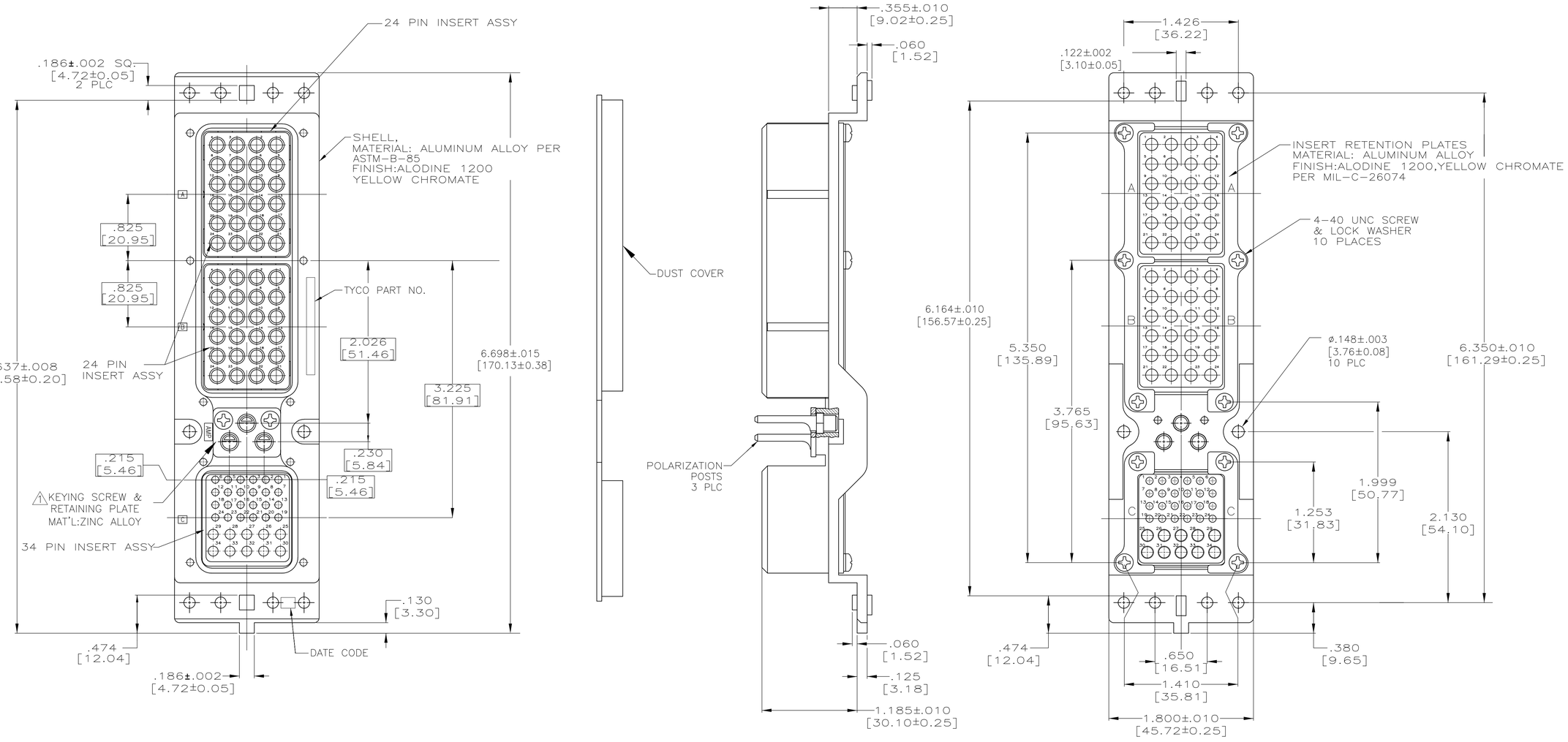

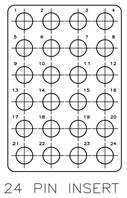

24 PIN INSERT
QTY:2

CONTACT STYLE	QTY
SIZE 12 PIN	48

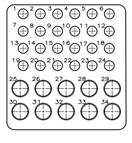

34 PIN INSERT
QTY:1

CONTACT STYLE	QTY
SIZE 20 PIN	24
SIZE 16 PIN	10

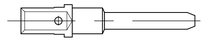

SIZE 12 PIN

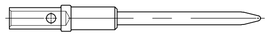

SIZE 20 PIN

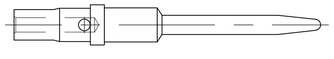

SIZE 16 PIN

NOTES:

1. KEYING ASSEMBLED AS PER KEYING CODE 01 IN POSITION SHOWN, AS PER 204014.
2. ALL CONNECTOR DIMENSIONS ARE AS PER ARINC 600 SPECIFICATIONS.

THIS DRAWING IS A CONTROLLED DOCUMENT.	DWN PRAKASH S 08-MAY-06	Tyco Electronics	Tyco Electronics Corporation Bangalore, India
DIMENSIONS: mm [INCHES]	CHK SHIVAPRAKASH K R 08-MAY-06		
TOLERANCES UNLESS OTHERWISE SPECIFIED: 0 PLC ± – ; 1 PLC ± – ; 2 PLC ± – ; 3 PLC ± .005 [0.13] ; 4 PLC ± – ; ANGLES ± –	APVD KARTHIK S 08-MAY-06	NAME	ARINC 600,SIZE 2,PLUG ASSY
	PRODUCT SPEC —		
	APPLICATION SPEC —	SIZE A1	CAGE CODE 00779
MATERIAL SEE CALLOUTS	WEIGHT —	DRAWING NO C-1875133	RESTRICTED TO —
FINISH SEE CALLOUTS	CUSTOMER DRAWING	SCALE NTS	SHEET 1 OF 1 REV A

AMP 4805 REV 31MAR2000

23MAR06 9:39pm fr0t9559