

4

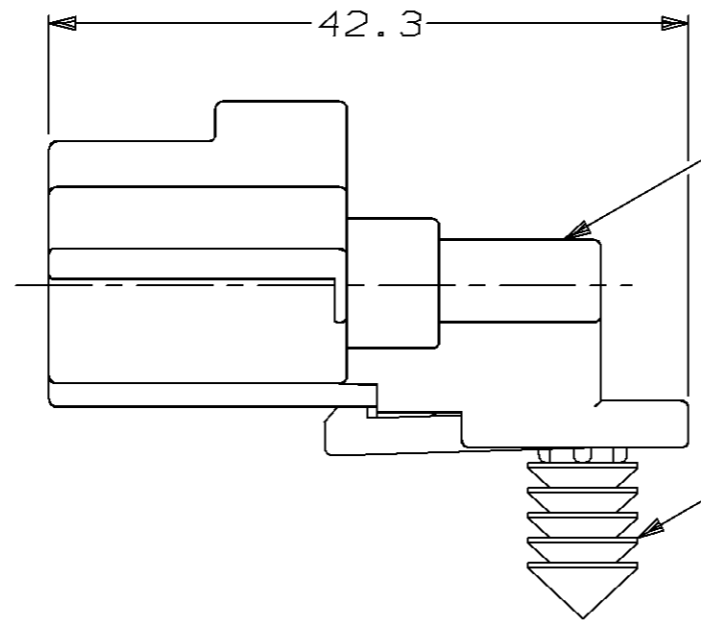
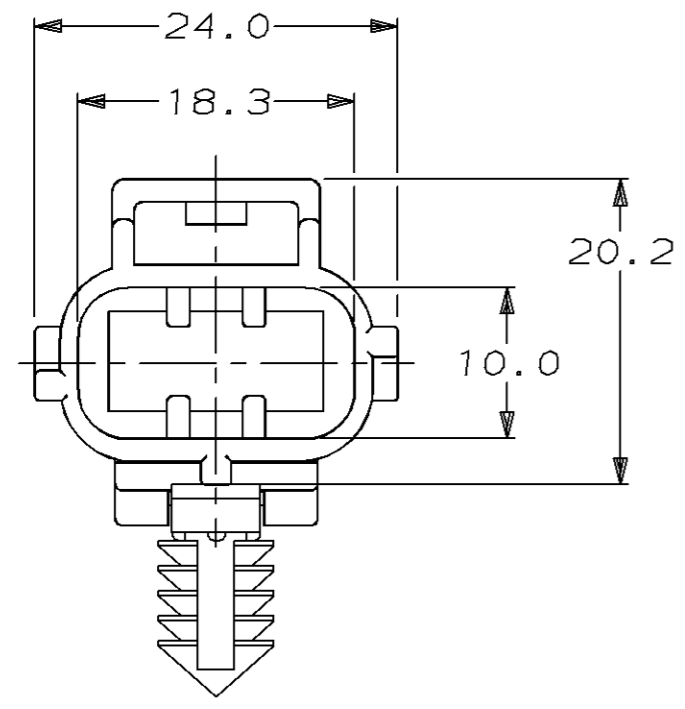
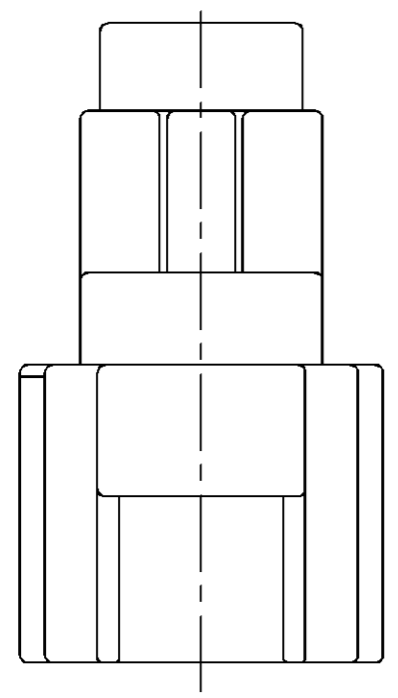
3

2

1

THIS DRAWING IS UNPUBLISHED. RELEASED FOR PUBLICATION ,19 .
 © COPYRIGHT 19 BY AMP INCORPORATED. ALL RIGHTS RESERVED.

LOC	DIST	REVISIONS					
P	LTR	DESCRIPTION	DATE	DWN	APVD		
G	16	0		INITIAL RELEASE	02/15/96	KW	JK
		A		REV PER ECN #OKSO-0015-96	09/23/96	KW	JK



△ RETAINER CLIP TO SNAP INTO A 6.50 DIA HOLE IN MATERIAL WITH A THICKNESS OF 0.56-5.10.

3 POSN END CAP
 MATL: PBT, 15% GLASS FILLED
 FINISH: BLACK

RETAINER CLIP △
 MATL: NYLON
 FINISH: NATURAL

184199-1
 PART NUMBER

<small>THIS DRAWING IS A CONTROLLED DOCUMENT FOR AMP INCORPORATED. IT IS SUBJECT TO CHANGE AND THE CONTROLLING ENGINEERING ORGANIZATION SHOULD BE CONTACTED FOR THE LATEST REVISION.</small>		DWN	K. WISE	02/15/96	AMP Incorporated Harrisburg, PA 17105-3608
DIMENSIONS: mm		CHK	J. KUNKLE	03/06/96	
		APVD	J. KUNKLE	03/06/96	
TOLERANCES UNLESS OTHERWISE SPECIFIED: 0 PLC ±- 1 PLC ±0.3 2 PLC ±- 3 PLC ±- 4 PLC ±- ANGLES ±- FINISH -		PRODUCT SPEC	NAME END CAP HSG ASSY, SSC, 3 POSN C KEY		
MATERIAL -		APPLICATION SPEC	SIZE A3		
		WEIGHT -	CAGE CODE 00779		DRAWING NO C-184199
		CUSTOMER DRAWING	SCALE 2:1		SHEET 1 OF 1
			REV A		