

4

3

2

1

THIS DRAWING IS UNPUBLISHED.

RELEASED FOR PUBLICATION

,19

© COPYRIGHT 19

BY AMP INCORPORATED. ALL RIGHTS RESERVED.

LOC

DIST

REVISIONS

G

16

P

LTR

DESCRIPTION

DATE

DWN

APVD

0

INITIAL RELEASE

02/14/96

KW

JK

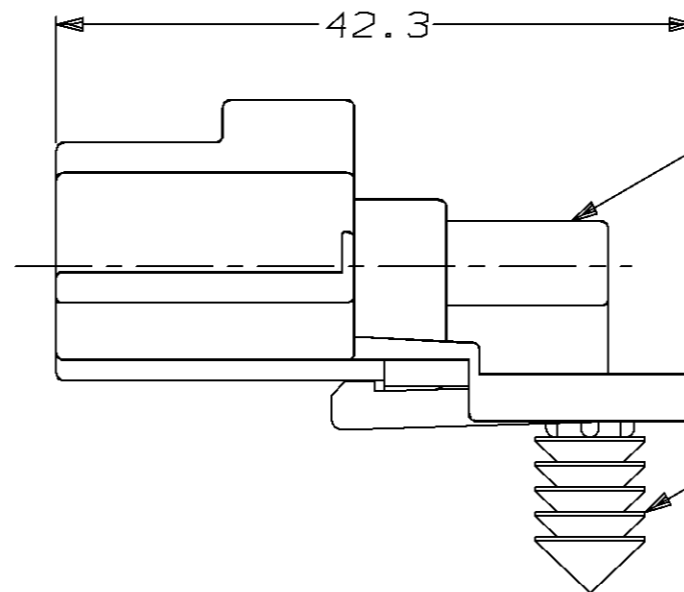
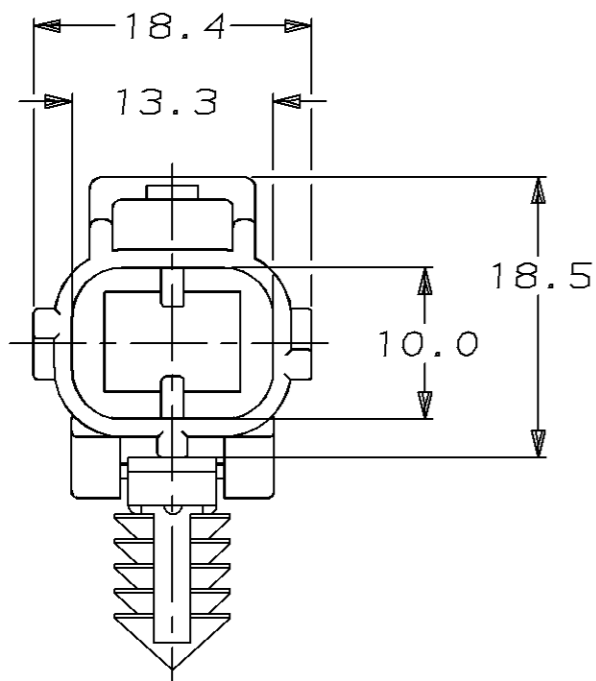
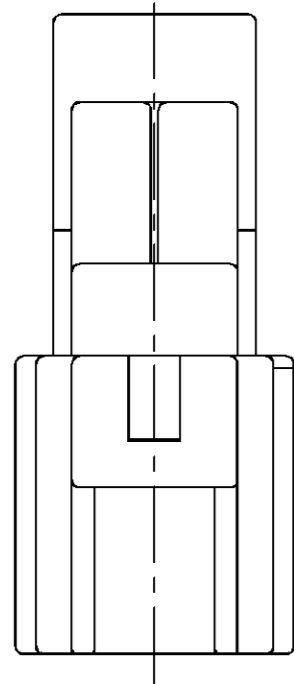
A

REV PER ECN #OKSO-0014-96

09/23/96


KW

JK



RETAINER CLIP TO SNAP INTO A
6.50 DIA HOLE IN MATERIAL WITH
A THICKNESS OF 0.56-5.10.

2 POSN END CAP
MATL: PBT, 15% GLASS FILLED
FINISH: DARK GREEN

RETAINER CLIP 
MATL: NYLON
FINISH: NATURAL

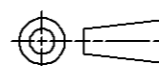
184179-1

PART NUMBER

THIS DRAWING IS A CONTROLLED DOCUMENT FOR AMP INCORPORATED.
IT IS SUBJECT TO CHANGE AND THE CONTROLLING ENGINEERING
ORGANIZATION SHOULD BE CONTACTED FOR THE LATEST REVISION.

DIMENSIONS:

mm



TOLERANCES UNLESS
OTHERWISE SPECIFIED:

0 PLC ±-
1 PLC ±0.3
2 PLC ±-
3 PLC ±-
4 PLC ±-
ANGLES ±-
FINISH -

MATERIAL

-

DWN

K. WISE

02/14/96

CHK

J. KUNKLE

03/07/96

APVD

J. KUNKLE

03/07/96

PRODUCT SPEC

APPLICATION SPEC

WEIGHT

-

CUSTOMER DRAWING

NAME

AMP

AMP Incorporated
Harrisburg, PA 17105-3608

END CAP HSG ASSY, SSC, 2 POSN
D KEY

SIZE

CAGE CODE

DRAWING NO

A3

00779

©=184179

SCALE 2:1

SHEET 1 OF 1

REV A