

4

3

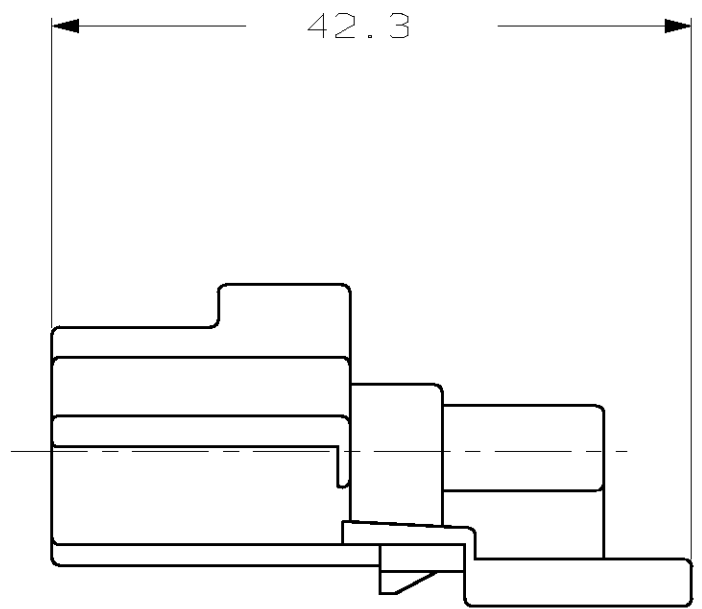
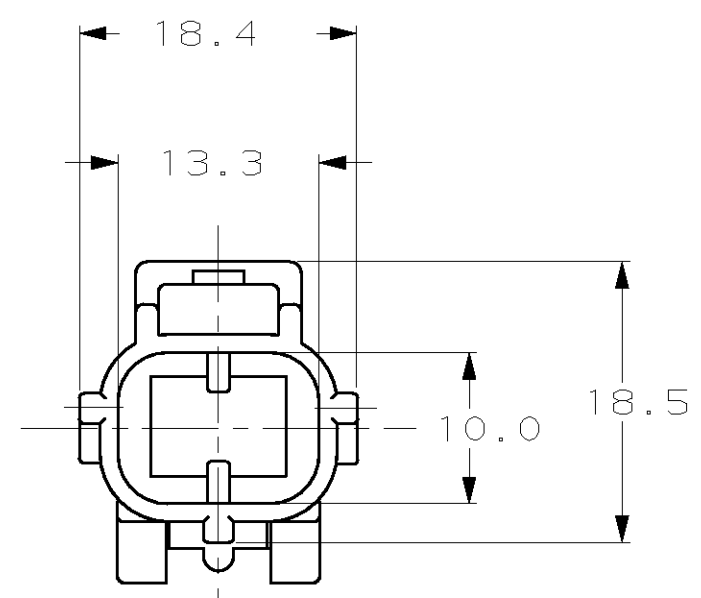
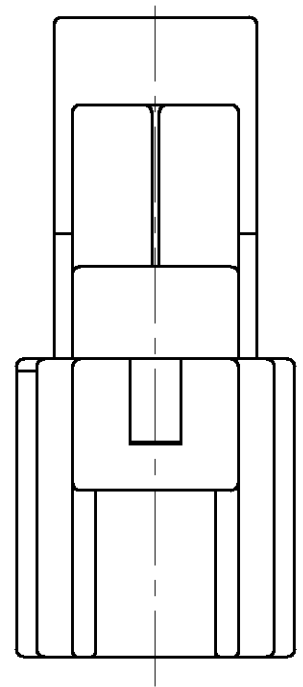
2

1

THIS DRAWING IS UNPUBLISHED. RELEASED FOR PUBLICATION, 19 .

© COPYRIGHT 19 BY AMP INCORPORATED. ALL RIGHTS RESERVED.

LOC	DIST	REVISIONS			
P	LTR	DESCRIPTION	DATE	DWN	APVD
G	0	A	REVISD PER EC 0K40-0059-99	06MAR99	PY GI



184151-1

PART NUMBER

THIS DRAWING IS A CONTROLLED DOCUMENT.		DWN P. YEAGER 09MAR99	<b>AMP</b> AMP Incorporated Harrisburg, PA 17105-3608												
DIMENSIONS: mm		CHK G. INHOFER 09MAR99													
TOLERANCES UNLESS OTHERWISE SPECIFIED:		APVD G. INHOFER 09MAR99	NAME END CAP HOUSING 2 POSN, KEY A												
<table border="1"> <tr><td>0 PLC</td><td>±-</td></tr> <tr><td>1 PLC</td><td>±0.3</td></tr> <tr><td>2 PLC</td><td>±</td></tr> <tr><td>3 PLC</td><td>±-</td></tr> <tr><td>4 PLC</td><td>±-</td></tr> <tr><td>ANGLES</td><td>±-</td></tr> </table>		0 PLC	±-	1 PLC	±0.3	2 PLC	±	3 PLC	±-	4 PLC	±-	ANGLES	±-	PRODUCT SPEC -	SIZE A3
0 PLC	±-														
1 PLC	±0.3														
2 PLC	±														
3 PLC	±-														
4 PLC	±-														
ANGLES	±-														
MATERIAL PBT, 15% GLASS FILLED		APPLICATION SPEC -	CAGE CODE 00779												
FINISH -		WEIGHT -	DRAWING NO C- 184151												
CUSTOMER DRAWING			RESTRICTED TO -												
		SCALE 4:1	SHEET 1 OF 1												
			REV A												