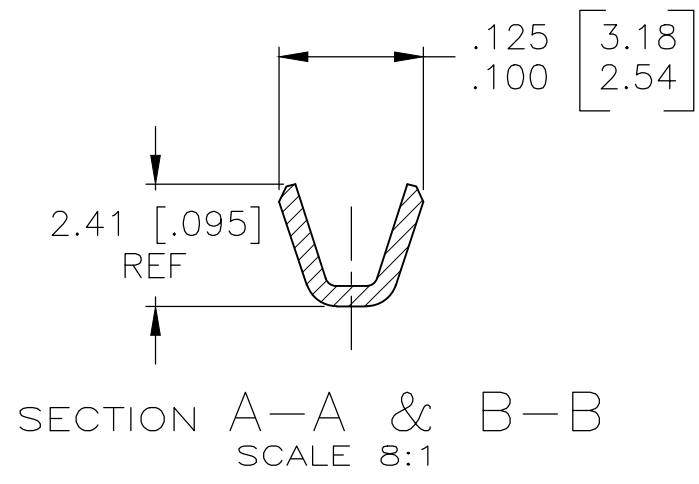
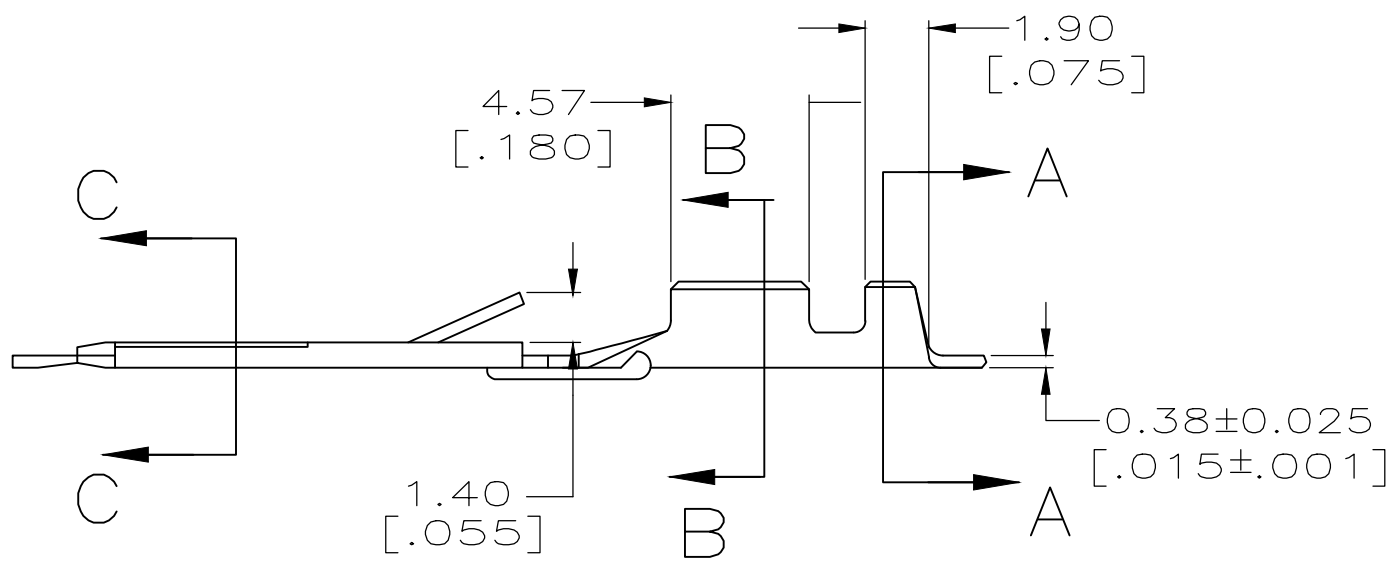
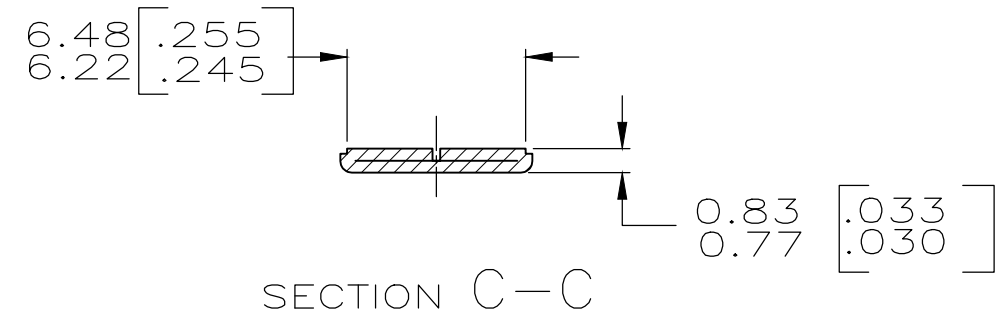
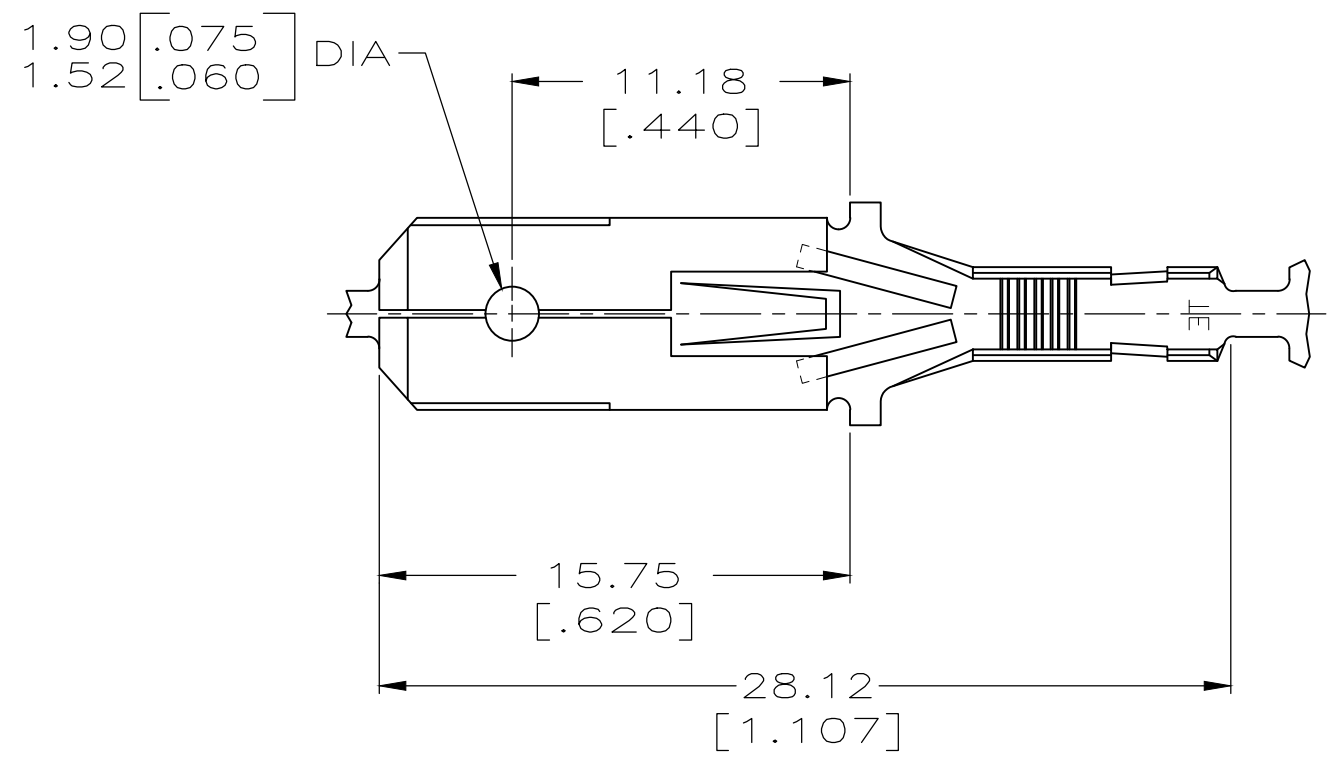


THIS DRAWING IS UNPUBLISHED. RELEASED FOR PUBLICATION
 © COPYRIGHT - By - ALL RIGHTS RESERVED.

LOC	DIST	REVISIONS			
P	LTR	DESCRIPTION	DATE	DWN	APVD
AF	50	C1	REVISED PER ECR-20-005366	21APR2020	SS DL



- 1 CONTINUOUS STRIP ON REELS.
- 2 MAGNET WIRE SIZE IS FOR 400-1500 CMA.
- 3 CRIMP WIDTH: .080 F (AMPLIVAR TYPE)
CRIMP HEIGHT (±.002)=(TOTAL CMA+5320)/139,200
- △4 PRELIMINARY - NOT FOR PRODUCTION
- △5 OBSOLETE PART

△5	0.002032 [.000080] MIN TIN	1742421-2
	----	△4 1742421-1
	FINISH	PART NO.

THIS DRAWING IS A CONTROLLED DOCUMENT.		DWN JR RUTH 28MAR06	STE TE Connectivity	
DIMENSIONS: mm [INCHES]		CHK K RANDOLPH 28MAR06		
TOLERANCES UNLESS OTHERWISE SPECIFIED:		APVD K RANDOLPH 28MAR06	NAME	
0 PLC ± -		PRODUCT SPEC	TAB, FASTIN-FASTON, AMPLIVAR, 6.35 [.250] SERIES	
1 PLC ± -		APPLICATION SPEC	SIZE	CAGE CODE
2 PLC ± 0.38 [.015]		114-2025	A3	00779
3 PLC ± -		WEIGHT -	DRAWING NO C-1742421	
4 PLC ± -		CUSTOMER DRAWING	RESTRICTED TO	-
ANGLES ± -			SCALE 4:1	SHEET 1 OF 1
MATERIAL BRASS	FINISH SEE TABLE		REV C1	