

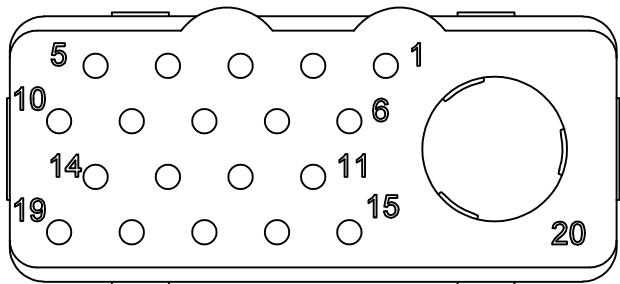
LOC	DIST	REVISIONS					
		P	LTR	DESCRIPTION	DATE	DWN	APVD
DF	00		0	CONVERTED RADIAL DWG TO TYCO ACAD DWG	11/03	—	—
			1	REVISED	22APR10	RF	JM

1 FRONT & REAR INSULATORS: THERMOSET EPOXY PER ASTM D5948  
CONTACT RETENTION CLIPS: COPPER ALLOY PER ASTM B194

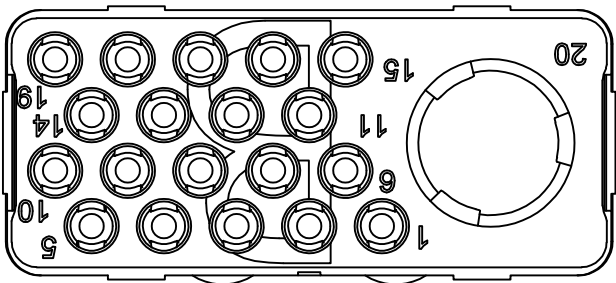
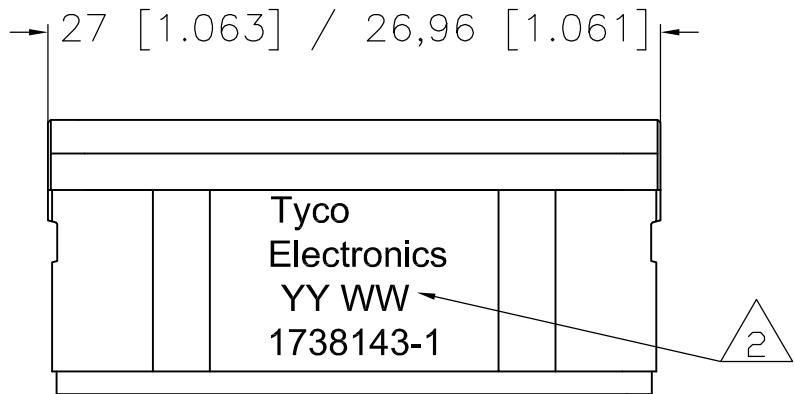
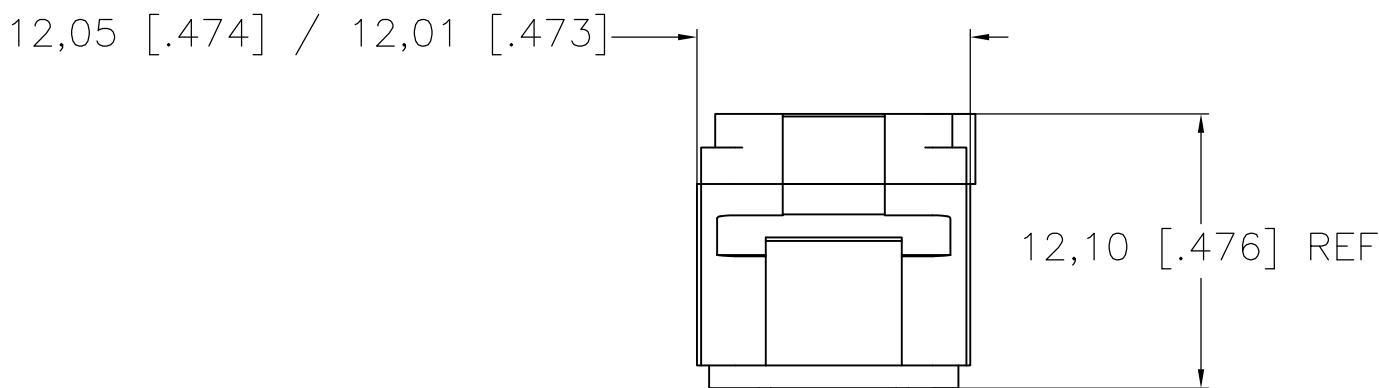
2 DATE CODE: YEAR & WEEK (YY WW)

3. DESCRIPTIVE PART NUMBER: GPRBN20C1PB  
THIS INSERT CONTAINS:  
19 CAVITIES FOR SIZE 20 PIN CONTACTS  
1 CAVITY FOR SIZE 5 PIN CONTACTS

4. THIS PRODUCT IS SOLD BY TYCO ELECTRONICS  
UNDER A LICENSE FROM RADIAL SA.


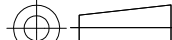



MATING FACE



THIS PRINT IS  
**PRELIMINARY**  
UNQUALIFIED PRODUCT  
CONTACT PRODUCT ENGINEERING  
BEFORE USING THIS PRINT

1738143-1  
PART NUMBER

THIS DRAWING IS A CONTROLLED DOCUMENT.		DWN R FLAIG NOV03		<div> Tyco Electronics Corporation Harrisburg, PA 17105-3608</div>							
DIMENSIONS: mm [INCHES]		CHK J MOSIER NOV03									
	TOLERANCES UNLESS OTHERWISE SPECIFIED:		APVD J MOSIER NOV03		NAME  GPR-B PIN INSERT CLASS N CONTACT ARRANGEMENT 20C1 KEY B						
	0 PLC ± -		PRODUCT SPEC								
	1 PLC ± -		—								
	2 PLC ± 0.05 [.002]		—								
	3 PLC ± -		APPLICATION SPEC		SIZE	CAGE CODE	DRAWING NO	RESTRICTED TO			
	4 PLC ± -		—								
	ANGLES ± ±		—								
	FINISH		WEIGHT								
MATERIAL		—		A2		00779		C=1738143		—	
CUSTOMER DRAWING				SCALE		1:1		SHEET		1 of 1	
								REV		1	