

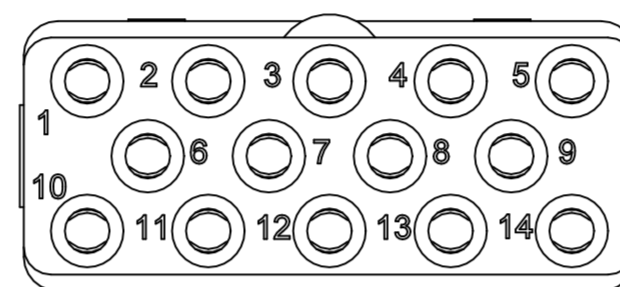
REVISIONS					
P	LTR	DESCRIPTION	DATE	DWN	APVD
	O	CONVERTED RADIALL DWG TO TYCO ACAD DWG	11/03	-	-
	1	REVISED	22APR10	RF	JM
	A	INITIAL RELEASE	25FEB22	AM	DC

1 FRONT & REAR INSULATORS: THERMOSET EPOXY PER ASTM D5948
CONTACT RETENTION CLIPS: COPPER ALLOY PER ASTM B194

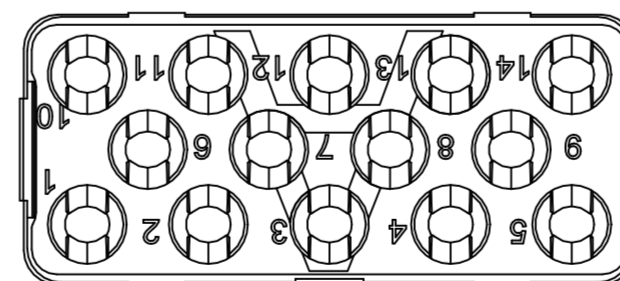
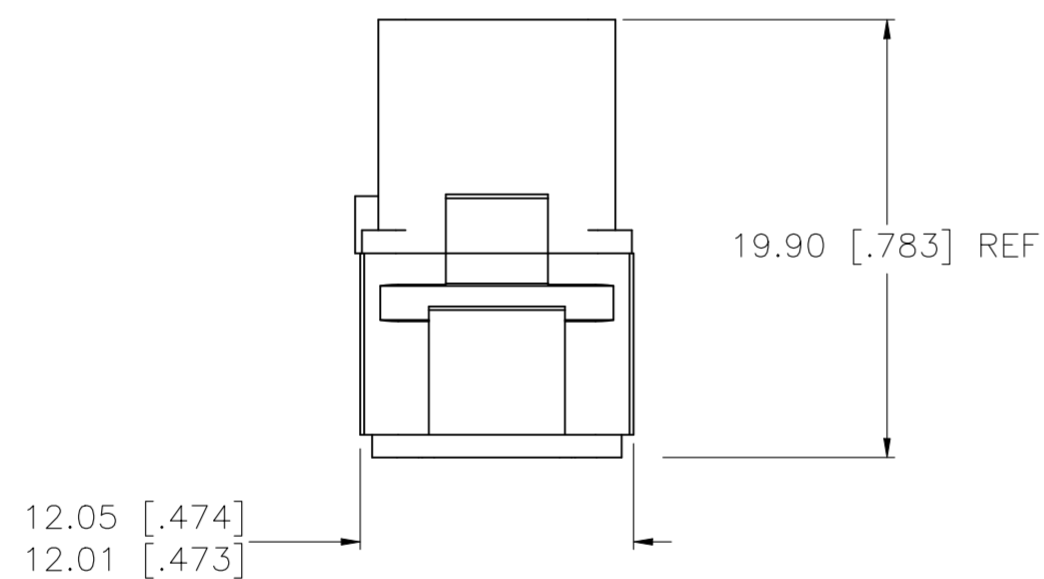
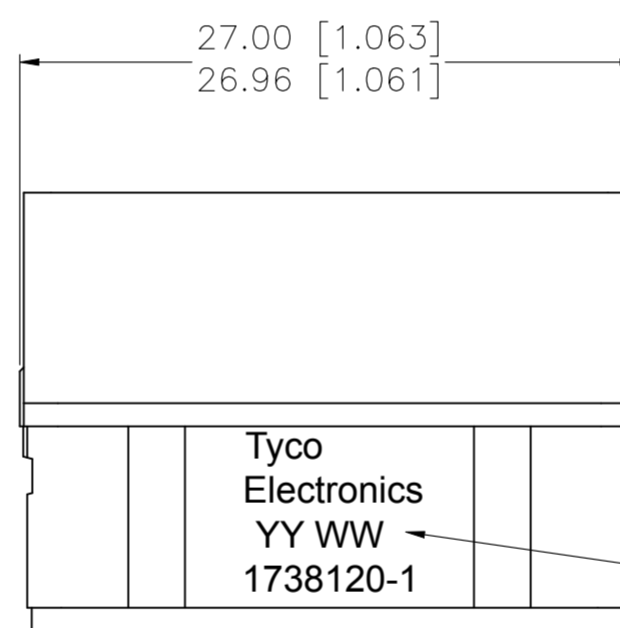
2 DATE CODE: YEAR & WEEK (YY WW)

3. DESCRIPTIVE PART NUMBER: GPRBN14SA
THIS INSERT CONTAINS:
14 CAVITIES FOR SIZE 16 SOCKET CONTACTS

4. THIS PRODUCT IS SOLD BY TYCO ELECTRONICS
UNDER A LICENSE FROM RADIALL SA.



MATING FACE



1738120-1
PART NUMBER

THIS DRAWING IS A CONTROLLED DOCUMENT.		DWN R FLAIG NOV03																				
DIMENSIONS: mm [INCHES]		CHK J MOSIER NOV03																				
TOLERANCES UNLESS OTHERWISE SPECIFIED:		APVD J MOSIER NOV03	NAME GPR-B SOCKET INSERT CLASS N CONTACT ARRANGEMENT 14 KEY A																			
<table border="0"> <tr><td>0 PLC</td><td>±</td><td>-</td></tr> <tr><td>1 PLC</td><td>±</td><td>-</td></tr> <tr><td>2 PLC</td><td>±</td><td>0.05 [.002]</td></tr> <tr><td>3 PLC</td><td>±</td><td>-</td></tr> <tr><td>4 PLC</td><td>±</td><td>-</td></tr> <tr><td>ANGLES</td><td>±</td><td>-</td></tr> </table>		0 PLC	±	-	1 PLC	±	-	2 PLC	±	0.05 [.002]	3 PLC	±	-	4 PLC	±	-	ANGLES	±	-	PRODUCT SPEC -	SIZE A2	CAGE CODE 00779
0 PLC	±	-																				
1 PLC	±	-																				
2 PLC	±	0.05 [.002]																				
3 PLC	±	-																				
4 PLC	±	-																				
ANGLES	±	-																				
MATERIAL 1		FINISH -	WEIGHT 0.000000	DRAWING NO C=1738120																		
CUSTOMER DRAWING			RESTRICTED TO -	SCALE 1:1																		
			SHEET 1 of 1	REV A																		