

THIS DRAWING IS UNPUBLISHED. RELEASED FOR PUBLICATION  
 © COPYRIGHT BY TYCO ELECTRONICS CORPORATION. ALL INTERNATIONAL RIGHTS RESERVED.

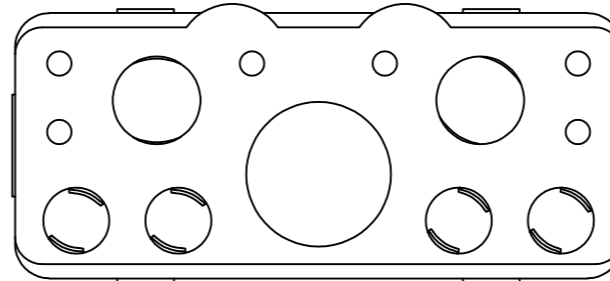
LOC	DIST	REVISIONS				
P	LTR	DESCRIPTION	DATE	DWN	APVD	
DF	00	0	CONVERTED RADIALL DWG TO TYCO ACAD DWG	11/03	—	—
		1	REVISED	22APR10	RF	JM

1 FRONT & REAR INSULATORS: THERMOSET PER ASTM D5948  
 CONTACT RETENTION CLIPS: COPPER ALLOY PER ASTM B 194

2 DATE CODE: YEAR & WEEK (YY WW)

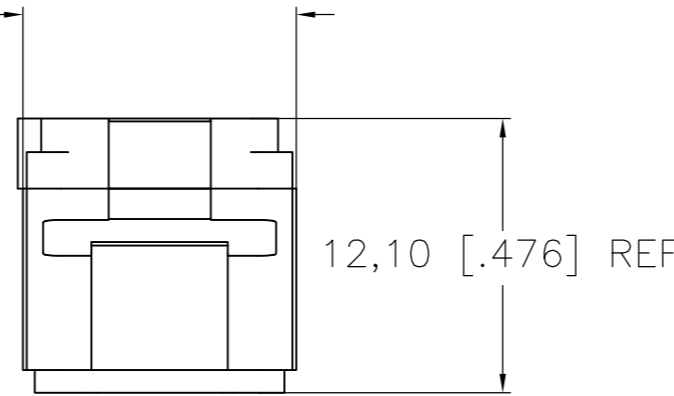
3. DESCRIPTIVE PART NUMBER: GPRBNC35B  
 THIS INSERT CONTAINS:  
 6 CAVITIES FOR SIZE 20 PIN CONTACTS  
 4 CAVITIES FOR SIZE 16 PIN CONTACTS  
 2 CAVITIES FOR SIZE 12 PIN CONTACTS  
 1 CAVITY FOR SIZE 5 PIN CONTACTS

4. THIS PRODUCT IS SOLD BY TYCO ELECTRONICS  
 UNDER A LICENSE FROM RADIALL SA.



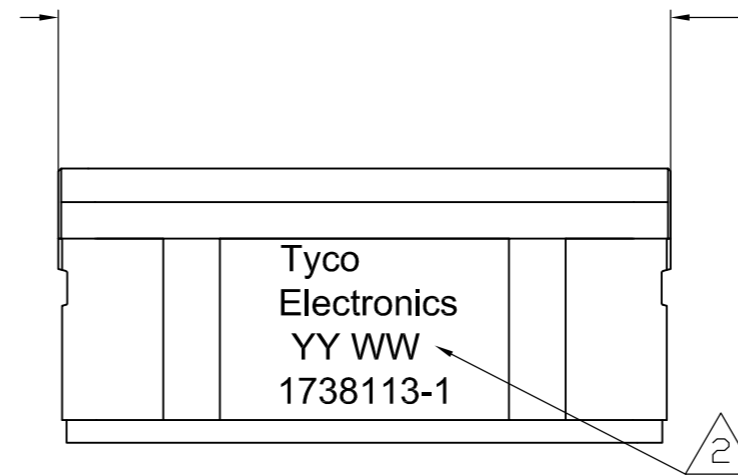
MATING FACE

12,05 [.474] / 12,01 [.473]

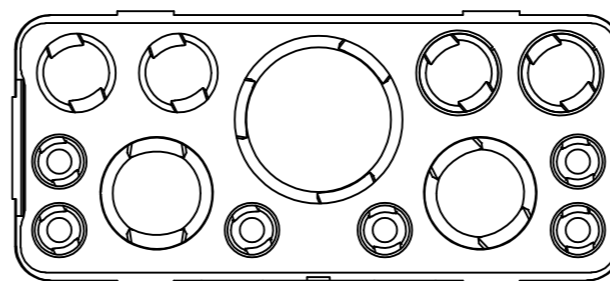


12,10 [.476] REF

27 [1.063] / 26,96 [1.061]



2



THIS PRINT IS  
**PRELIMINARY**  
 UNQUALIFIED PRODUCT  
 CONTACT PRODUCT ENGINEERING  
 BEFORE USING THIS PRINT

1738113-1  
 PART NUMBER

THIS DRAWING IS A CONTROLLED DOCUMENT.		DWN	NOV03	Tyco Electronics Corporation Harrisburg, PA 17105-3608	
DIMENSIONS:		CHK	NOV03		
mm [INCHES]		APVD	NOV03		
TOLERANCES UNLESS OTHERWISE SPECIFIED:		PRODUCT SPEC			
0 PLC ± - 1 PLC ± - 2 PLC ± 0.05 [.002] 3 PLC ± - 4 PLC ± - ANGLES ± -		APPLICATION SPEC		NAME	GPR-B PIN INSERT CLASS N CONTACT ARRANGEMENT 13C1 KEY B
MATERIAL	FINISH	WEIGHT		SIZE	A2
- 1	-			CAGE CODE	00779
CUSTOMER DRAWING			SCALE	DRAWING NO	C=1738113
			1:1	RESTRICTED TO	-
			SHEET	1 OF 1	
			REV	1	