THIRD ANGLE PROJECTION

© 19 年 AMP (Japan) Ltd.
ALL RIGHTS RESERVED AND PRODUCTS COVERED BY PATENTS AND OR PATENTS PENDING

一般公差	
10以下	± 0.2
10を超え30以下	± 0.25
30を超え100以下	± 0.3
角度	± 3°

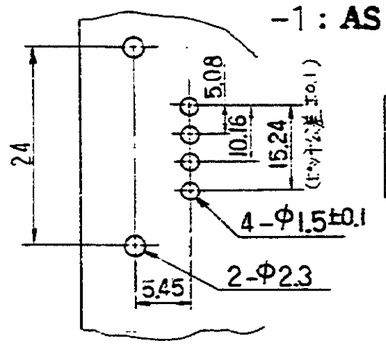

-1 : AS SHOWN.

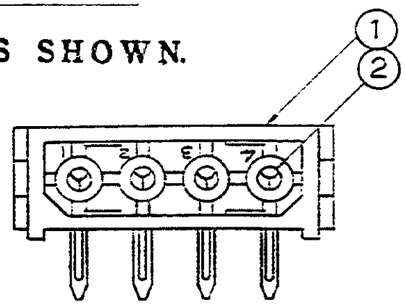

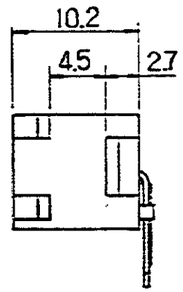

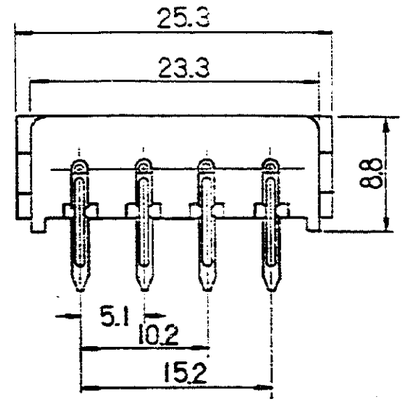

-1. 基板加工寸法
(一般公差 ±0.15)

-2 : AS SHOWN.

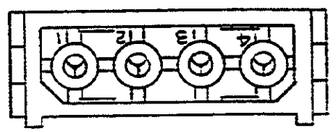

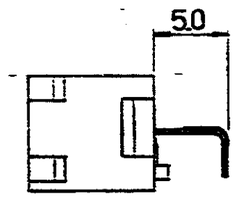

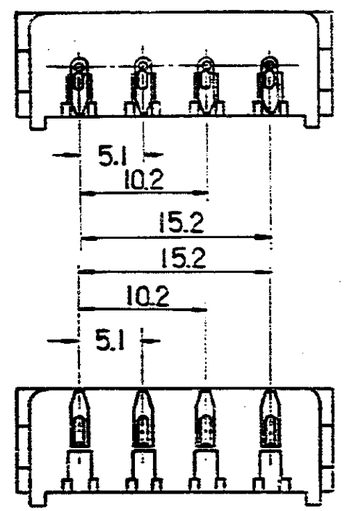

-3 : AS SHOWN.

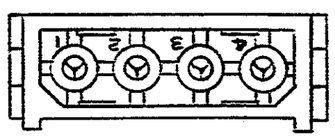

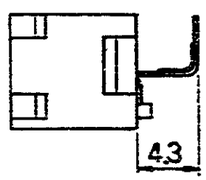

注.

1.) -1, ヘッダーは該当品用クランプ (P/N 172296) にて、プリント基板に固定して下さい。

2.) -2, および -3 ヘッダ用クランプは当社では用意していません。
(御客様先にて御用意願います。)

3) -1, ~ -3 のヘッダ・ハウジングは共通品である。

4 DIMENSION SHOWN REPRESENT PRODUCT IN DRY CONDITION. ADDITIONAL 2% GROWTH DUE TO END USE LOCATION MOISTURE ABSORPTION MAY OCCUR AND SHOULD BE ACCOUNTED FOR.

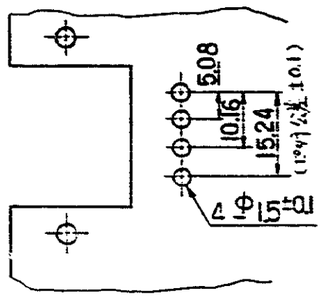

-2, -3 基板加工寸法
(一般公差 ±0.15)

LTR.	変更 REVISION RECORD	DR.	CHK.	DATE
A1	REVISED PER ECR-21-117185	PJ	VS	20OCT2021
A	新作成 -2, -3 基板加工寸法 追加			APR-28 '83

材料 MATERIAL:
①; 6/6 ナイロン.
②; リン青銅.

仕上 FINISH:
—
②; 錫めっき付.

UNLESS OTHERWISE SPECIFIED TOLERANCE ±1° EXCEPT AS NOTED

DR. A. Inaba APR-28 '83
CHK. N. Quave 4/28/83
DE.
APR. N. Quave 4/28/83

TE Connectivity

名称 NAME: 4極, コマーシャルメイテンコック ピンヘッダー.

SIZE	LOC	番号 NO.
B	J	C-172349

尺度 SCALE: —
REV. A1
SHEET 1 OF 1

AMP J 030-2 REV. 7 '79

(CUSTOMER DRAWING) 参考図面