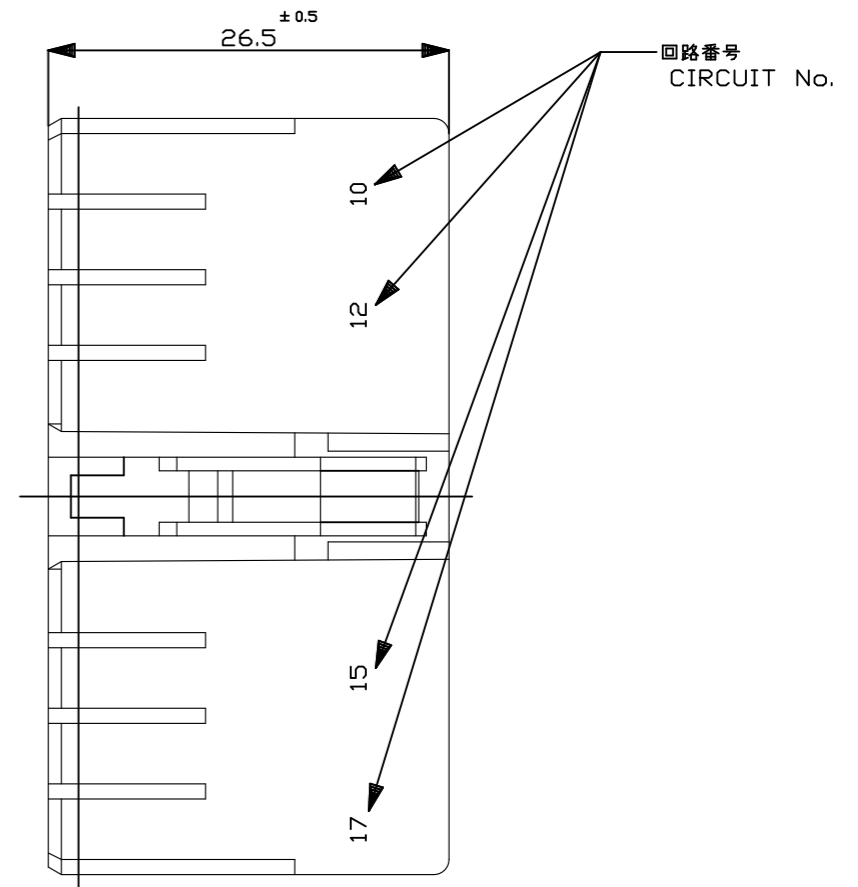
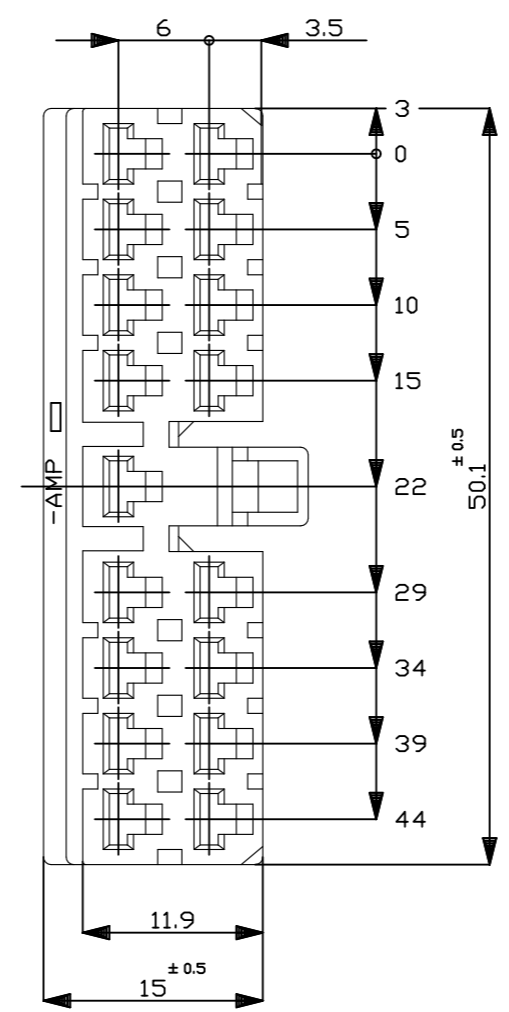
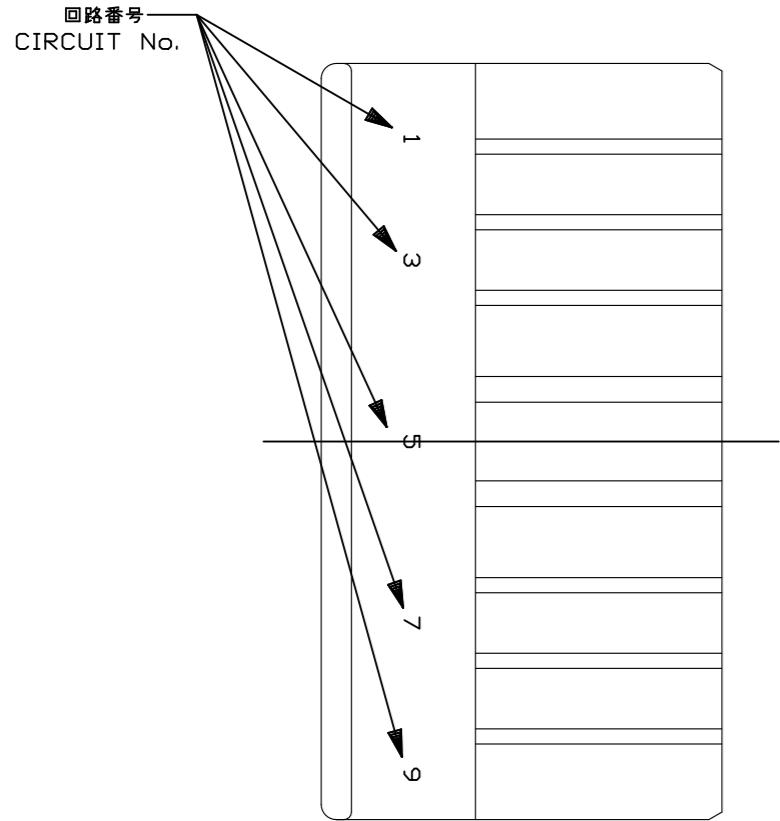


P	LTR	DESCRIPTION	DATE	DWN	APVD
	C1	REVISED PER ECR-23-165252	30JAN2023	RK	MT

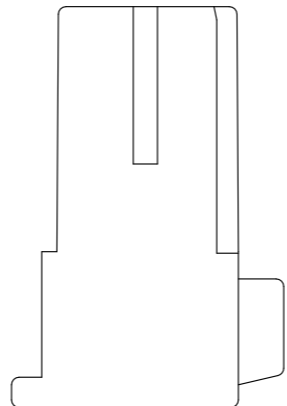


NOTES ;

1. APPLIED HSG P/N ; 171363,171366
2. APPLIED CONTACT P/N ; 170177,170189
3. APPLIED PRODUCT SPEC NO ; 108-5095
4. APPLIED CRIMPING SPEC NO ; 114-5004
5. IN COUPLING WITH THE PLUG HOUSING MATING FORCE 3Kg MAX.

注 :

1. 適用相手ハウジング型番 171363,171366
2. 適用するリセプタクルコンタクトは型番 170177,170189
3. 適用製品規格 No.108-5093
4. 適用端子圧着規格 No.114-5004
5. 相手ハウジングとの嵌合力は3Kg以下



OBSOLETE	型番(P/N)	色(COLOR)	回路番号スタンプの色 (CIRCUIT No. OF STAMPING COLOR)
	171717-4	緑<GREEN>	白<WHITE>
	171717-3	茶<BROWN>	白<WHITE>
	171717-1	自然色<NATURAL>	黒<BLACK>
	ハウジング(HOUSING)		

THIS DRAWING IS A CONTROLLED DOCUMENT.

DIMENSIONS:	TOLERANCES UNLESS OTHERWISE SPECIFIED:
mm	
	0 PLC ± -
	1 PLC ± -
	2 PLC ± -
	3 PLC ± -
	4 PLC ± -
	ANGLES ± -
	FINISH ± -
MATERIAL	
66 NYLON	SEE TABLE

一般公差 (GENERAL TOLERANCE)
10以下: ±0.2
10<数値>30以下: ±0.25
30<数値>100以下: ±0.3
角度 ±3°

DWN	Y.FUJI	6/2'92	TE Connectivity
CHK	K.YUASA	6/2'92	
APVD	A.TOMITA	6/5'92	
PRODUCT SPEC			
APPLICATION SPEC			NAME
			17Pos. PLUG HOUSING MULTI-INTERLOCK CONN.(MIC) (CIRCUIT NO.STAMPING)
WEIGHT	-		SIZE
			A3
			CAGE CODE
			00779
			DRAWING NO
			C-171717
			RESTRICTED TO
			-
CUSTOMER DRAWING	SCALE	2:1	SHEET
			1 OF 1
			REV
			C1